



FEATURES  

- Designed with flat wire and ferrite core
- Extremely low DC and AC resistance
- Saturation current up to 56A
- Robust and magnetic shielded construction
- Available with through hole type
- Operating temperature -40°C to 125°C (including self-heating)

APPLICATIONS

- DC/DC converters
- High current and high switching frequency power supply application

ELECTRICAL SPECIFICATIONS

PART NUMBER	Inductance (μH) @ 300 KHz/0.1V, ±10%			DCR MAX (Ω)	Saturation Current(A) Max	Temperature Rise Current(A) Max
	MIN	NOM	MAX			
LDZ28176R8K-10	6.12	6.80	7.48	0.003	56.0	26
LDZ2817220K-10	19.80	22.0	24.20	0.003	16.4	26
LDZ2817330K-10	29.70	33.0	36.30	0.003	10.3	26

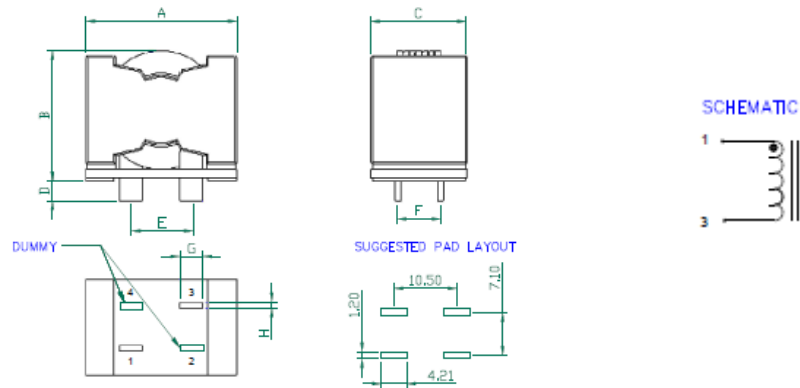
Remark:

1. The saturation current (Isat) is the DC current at which the inductance will drop no more than 30% from its original value without current (at 25°C).
2. The temperature rise current (Irms) is the DC current at which the temperature will increase no more than 40°C from 25°C ambient temperature.

SHAPES AND DIMENSIONS

Unit:mm

A	B	C	D	E	F	G	H
27.00±0.50	23.00 Max	17.00 Max	3.50±0.30	10.50±0.50	7.10±0.50	3.81±0.30	0.80±0.15



USA: +1.423.308.1690
Europe: +42.0.4885.7511.1
Asia: +86.757.2563.8860

MCP-DS-LDZ2817 062916

Any information furnished by Laird Technologies, Inc. and its agents is believed to be accurate and reliable. All specifications are subject to change without notice. Responsibility for the use and application of Laird Technologies materials rests with the end user. Laird Technologies makes no warranties as to the fitness, merchantability, suitability or non-infringement of any Laird Technologies materials or products for any specific or general uses. Laird Technologies shall not be liable for incidental or consequential damages of any kind. All Laird Technologies products are sold pursuant to the Laird Technologies' Terms and Conditions of sale in effect from time to time, a copy of which will be furnished upon request. © Copyright 2016 Laird Technologies, Inc. All Rights Reserved. Laird, Laird Technologies, the Laird Technologies Logo, and other marks are trademarks or registered trademarks of Laird Technologies, Inc. or an affiliate company thereof. Other product or service names may be the property of third parties. Nothing herein provides a license under any Laird Technologies or any third party intellectual property rights. Version A01

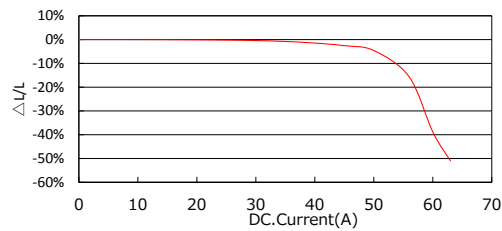
PART NUMBER SYSTEM EXAMPLE

<u>LDZ</u>	<u>2817</u>	<u>6R8</u>	<u>K</u>	-	<u>10</u>
Product Series Code	Part Size Code	Inductance Code	Tolerance Code		Standard or Custom (-10 means standard part)

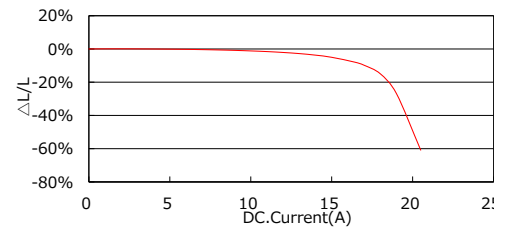
TYPICAL CHARACTERISTICS

Inductance Drop vs Current

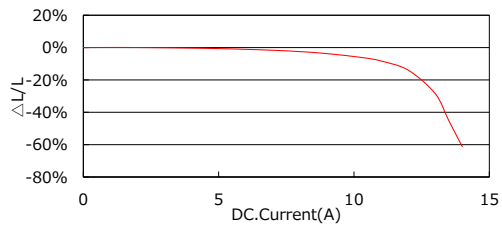
LDZ28176R8K-10



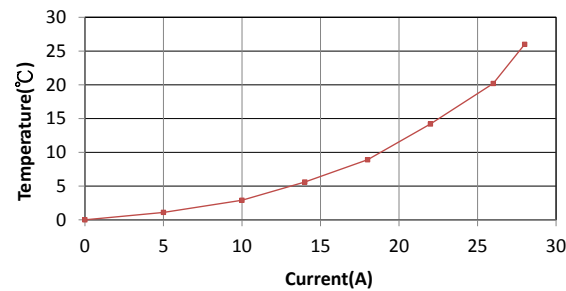
LDZ2817220K-10



LDZ2817330K-10



Temperature Rise vs Current



USA: +1.423.308.1690
Europe: +42.0.4885.7511.1
Asia: +86.757.2563.8860

MCP-DS-LDZ2817 062916

Any information furnished by Laird Technologies, Inc. and its agents is believed to be accurate and reliable. All specifications are subject to change without notice. Responsibility for the use and application of Laird Technologies materials rests with the end user. Laird Technologies makes no warranties as to the fitness, merchantability, suitability or non-infringement of any Laird Technologies materials or products for any specific or general uses. Laird Technologies shall not be liable for incidental or consequential damages of any kind. All Laird Technologies products are sold pursuant to the Laird Technologies' Terms and Conditions of sale in effect from time to time, a copy of which will be furnished upon request. © Copyright 2016 Laird Technologies, Inc. All Rights Reserved. Laird, Laird Technologies, the Laird Technologies Logo, and other marks are trademarks or registered trademarks of Laird Technologies, Inc. or an affiliate company thereof. Other product or service names may be the property of third parties. Nothing herein provides a license under any Laird Technologies or any third party intellectual property rights. Version A01