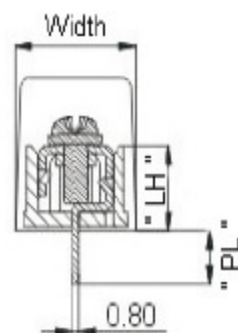
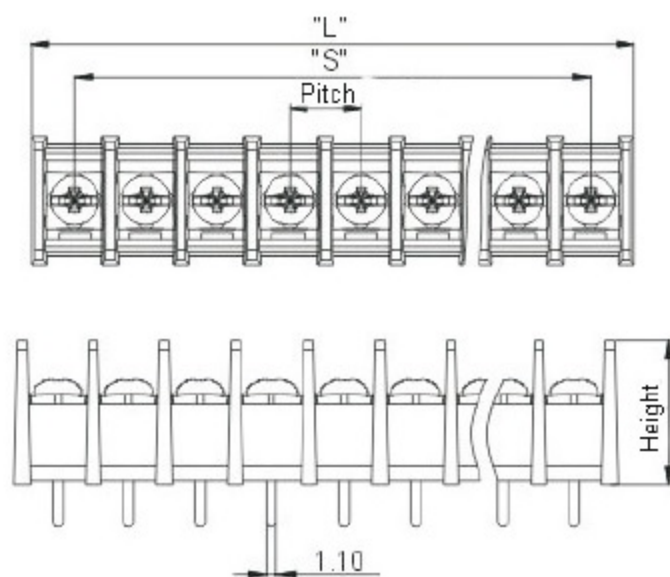
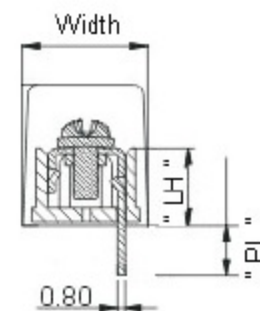
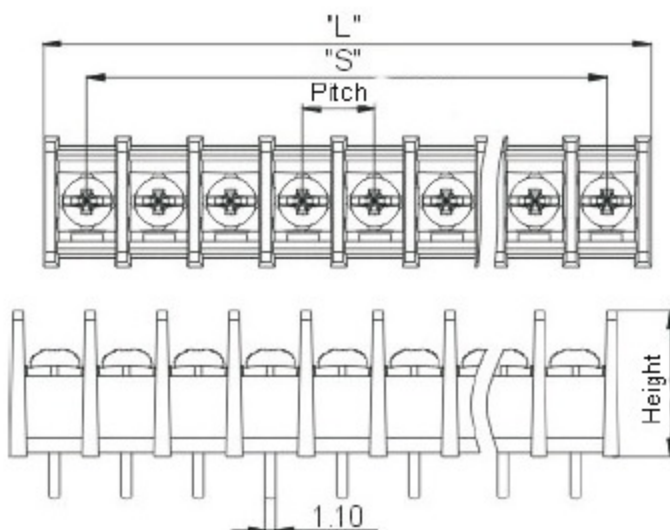


Type: Central Pin



Pitch	7.62mm
Voltage	300V
Current	15A
Wire Range	22-12AWG/2.5mm <sup>2</sup>
Torque	0.5N.m(4.4Lb.in)
Housing	PA66 UL94V-0
Solder Pins	Brass, 1.0t/0.8t, Tin-Plated
Screws	Steel, M3, Ni-Plated
"L"	7.62*(P-1)+9.12
"S"	7.62*(P-1)
"Width"	13.50mm
"Height"	14.80mm
"LH"	8.50mm
"PL"	5.30mm
Solder Pins	1.10*0.80
XX - Contact No	02-24
Y-C - Central Pin	S-Side Pin

Type: Side Pin



RoHS  
Compliant

**SCHMID-M**

APPD.		TOLERANCE	PART NAME
DWG. HELGA		X.XX±0.25 X.X±0.35	SCHMID-M Barrier Terminal Block
DATE 2013/10	UNIT MM	SIZE A4	RM: 7.62mm
	PAGE 1 OF 1	REV. C	PART NO SM C09 77601 XX Y, 15A