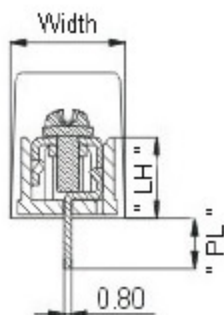
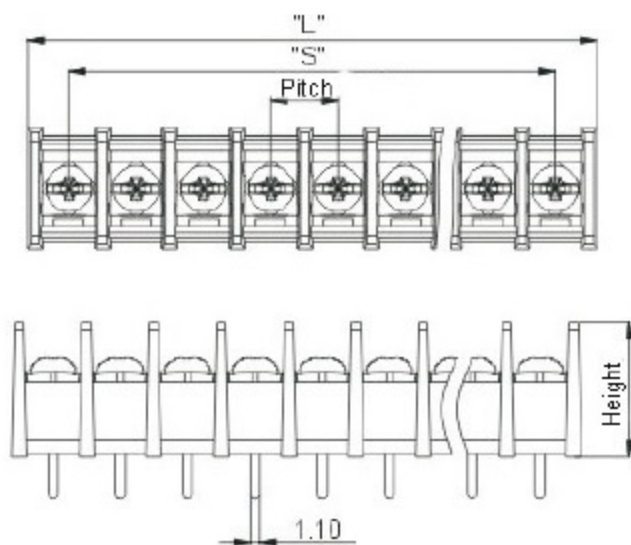
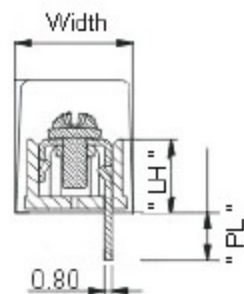
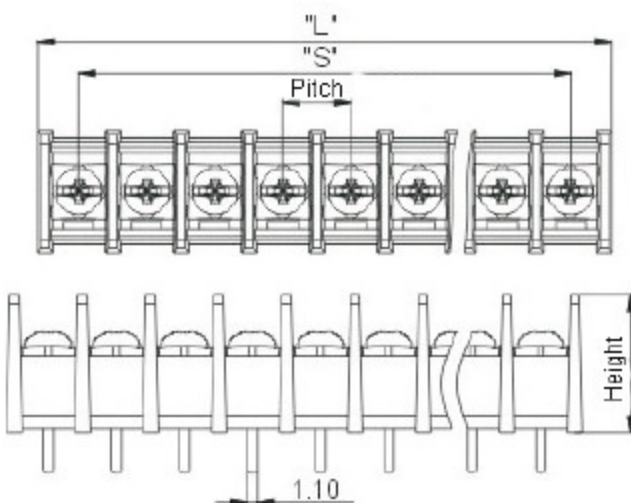


**Type: Central Pin**



Pitch	11.00mm
Voltage	300V
Current	32A
Wire Range	22-12AWG/4.0mm <sup>2</sup>
Torque	1.2N.m(10.6Lb.in)
Housing	PA66 UL94V-0
Solder Pins	Brass, 1.0t/0.8t, Tin-Plated
Screws	Steel, M4, Ni-Plated
"L"	11*(P-1)+13
"S"	11*(P-1)
"Width"	17.30mm
"Height"	18.00mm
"LH"	N/A
"PL"	6.30mm
Solder Pins	2.0*1.0
XX - Contact No	02-24
Y-C - Central Pin	S-Side Pin

**Type: Side Pin**



<p>RoHS Compliant</p>			
APPD.	SCALE	TOLERANCE X.XX±0.25 X.X±0.35	PART NAME SCHMID-M Barrier Terminal Block RM: 11.00mm
DWG. HELGA	UNIT MM	SIZE A4	PART NO SM C09 71101 XX Y, 32A
DATE 2013/10	PAGE 1 OF 1	REV. C	