

EXPLAIN CONNECTION

1. Open the spring with a screwdriver: insert the screwdriver along with the inner sidewall of square hole to open the spring (you can observe from the round hole). Then insert the screwdriver to the bottom, thus the spring is fully opened while the screwdriver is remained in the square hole.







2. Stripping length of the conductor should be made according to the operating manual.

3. When leading wire into the round hole, if it is stranded wire, please make sure that it hasn't been branched off. The stranded wire should be led into the hole wholly.

4. Insulation sheath of the conductor should be led into the round hold of terminal, for example, for a conductor of 2.5mm² or 4mm², their insulation sheath should be led in for 2-3mm. For thicker conductors, the insulation sheath should be led in deeper.

5. While withdrawing the screwdriver, the conductor has been finished wiring. Draw the conductor gently, if it cannot be drawn out, it means it has been well wired.

6. Make a final examination, you can press and bend the conductor at the connection hole, and it is in good condition if you cannot find the copper wire. [This instruction is effective for all CAGE CLAMPS in the catalogue.]

 <p>Part Number: SM C09 WS 1.5-TW</p>	 <p>Part Number: SM C09 WS 2.5-TW</p>	 <p>Part Number: SM C09 WS 4-TW</p>
<p>Dimension Size(mm): 52 / 4 / 34.5</p>	<p>Dimension Size(mm): 53 / 5 / 35.5</p>	<p>Dimension Size(mm): 59 / 6 / 36.5</p>
<p>2 General type in 1 Lines Terminal Block</p>	<p>2 General type in 1 Lines Terminal Block</p>	<p>2 General type in 1 Lines Terminal Block</p>
<p>Voltage / Current : 600V / 10A</p>	<p>Voltage / Current : 600V / 15A</p>	<p>Voltage / Current : 600V / 20A</p>
<p>Wire Size : 0.2—1.5mm²</p>	<p>Wire Size : 0.2—2.5mm²</p>	<p>Wire Size : 0.2—4.0mm²</p>
 <p>Part Number: SM C09 WS 6-TW</p>	 <p>Part Number: SM C09 WS 10-TW</p>	 <p>Part Number: SM C09 WS 16-TW</p>
<p>Dimension Size(mm): 74.5 / 8 / 40</p>	<p>Dimension Size(mm): 78 / 10 / 42.5</p>	<p>Dimension Size(mm): 94.5 / 12 / 45</p>
<p>2 General type in 1 Lines Terminal Block</p>	<p>2 General type in 1 Lines Terminal Block</p>	<p>2 General type in 1 Lines Terminal Block</p>
<p>Voltage / Current : 600V / 30A</p>	<p>Voltage / Current : 600V / 50A</p>	<p>Voltage / Current : 600V / 65A</p>
<p>Wire Size : 0.2—6.0mm²</p>	<p>Wire Size : 0.2—10mm²</p>	<p>Wire Size : 0.2—16mm²</p>