


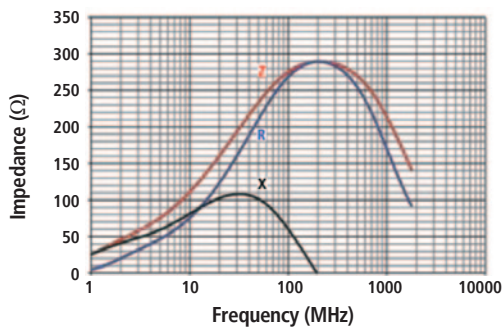
EMI FILTER ARRAYS



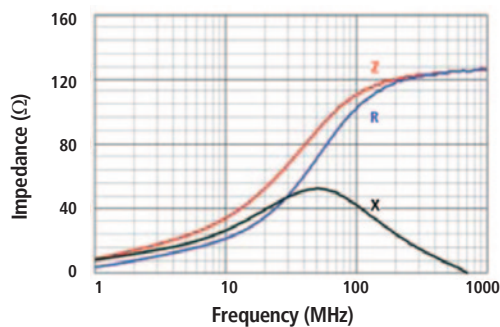
POWER LINE

TYPE	PART NUMBER	TYPICAL IMPEDANCE (Ω)				TYPICAL PEAK IMPEDANCE (Ω)	PEAK IMPEDANCE FREQUENCY (MHZ)	DCR MAX (Ω)	RATED I MAX (CONTINUOUS) mA
		Z @ 25 MHz	Z @ 100 MHz	Z @ 500 MHz	Z @ 1 GHz				
Thru-Hole (3 lines)	29F0303-0T0-10	180	266	278	215	288	200	0.01	8,000
Surface Mount (3 lines)	29F0318-1SR-10	70	119	119	118	119	500	0.01	6,000
Thru-Hole (3 lines)	29F0328-0T0-10	232	342	418	360	420	350	0.01	10,000
Surface Mount (3 lines)	29F0330-2SR-10	125	200	201	160	210	300	0.01	9,000
Surface Mount (4 lines)	29F0418-0SR-10	48	80	80	70	83	300	0.01	6,000
Surface Mount (4 lines)	29F0418-1SR-10	70	119	119	118	119	500	0.01	6,000
Thru-Hole (4 lines)	29F0428-0T0-10	225	342	390	350	400	300	0.01	10,000
Thru-Hole (4 lines)	29F0429-0T0-10	180	245	270	211	280	200	0.01	8,000
Surface Mount (4 lines)	29F0430-2SR-10	120	200	230	225	235	800	0.01	8,000
Surface Mount (4 lines)	29F0430-4SR-10	175	290	268	209	300	200	0.01	9,000
Thru-Hole (5 lines)	29F0528-0T0-10	232	342	418	360	420	350	0.01	10,000
Surface Mount (8 lines)	29F0818-0SR-10	48	75	80	70	83	370	0.01	6,000
Surface Mount (8 lines)	29F0818-1SR-10	70	119	119	118	119	500	0.01	6,000

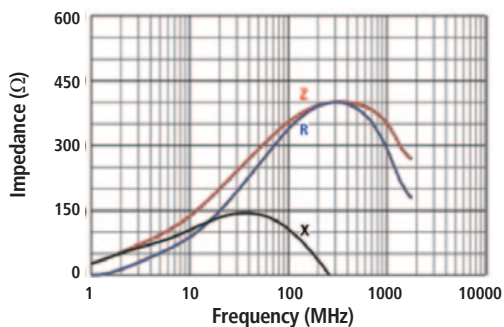
29F0303-0T0-10



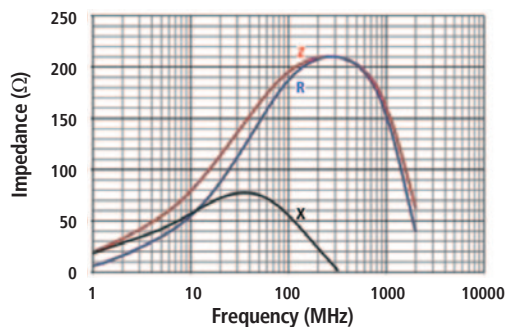
29F0318-1SR-10



29F0328-0T0-10, 29F0528-0T0-10

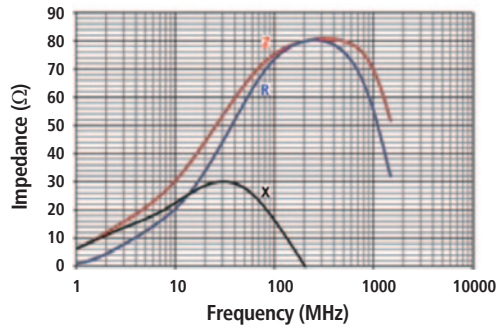


29F0330-2SR-10

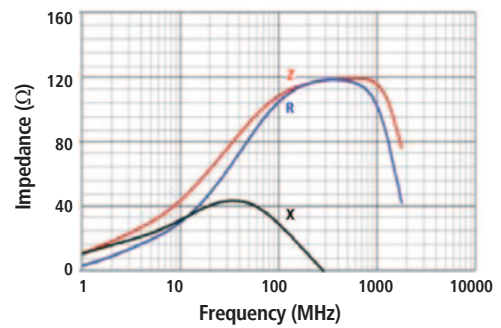


EMI FILTER ARRAYS

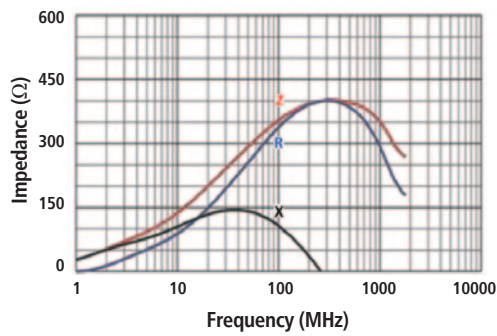
29F0418-0SR-10, 29F0818-0SR-10



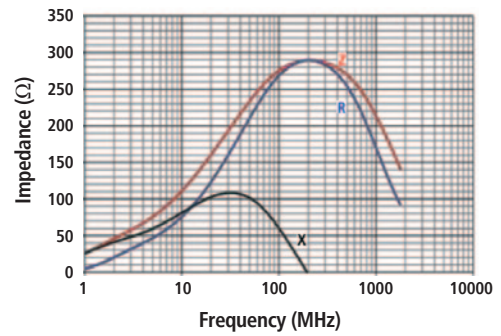
29F0418-1SR-10, 29F0818-1SR-10



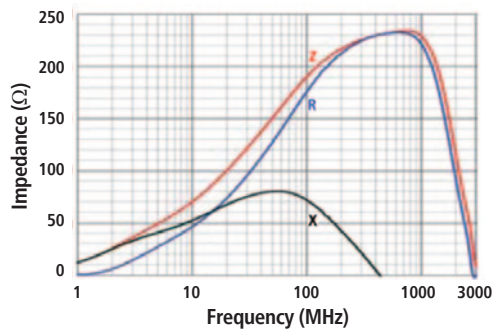
29F0428-0T0-10



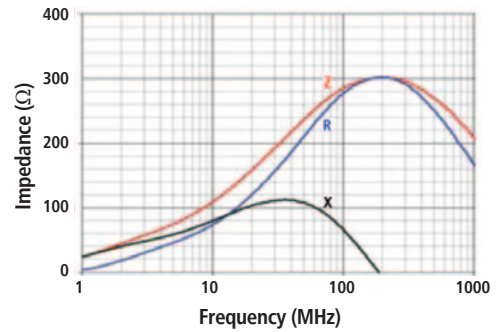
29F0429-0T0-10



29F0430-2SR-10

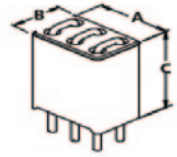
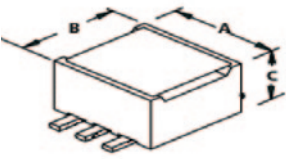
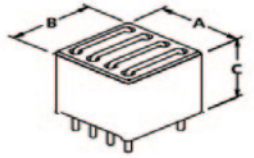
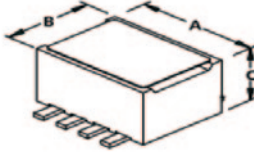
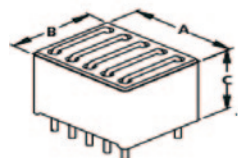
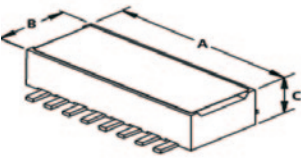


29F0430-4SR-10



EMI FILTER ARRAYS

DIMENSION

PART NUMBER		# OF LINES	A mm (INCHES)	B mm (INCHES)	C mm (INCHES)	
29F0303-0T0-10	Thru-hole	3	7.62 (0.300)	5.08 (0.200)	10.44 (0.411)	
29F0328-0T0-10		3	8.34 (0.328)	10.88 (0.428)	10.57 (0.416)	
29F0318-1SR-10	Surface-Mount	3	4.83 (0.190)	4.50 (0.177)	4.19 (0.165)	
29F0330-2SR-10		3	8.33 (0.328)	10.87 (0.428)	6.35 (0.250)	
29F0428-0T0-10	Thru-hole	4	10.88 (0.428)	10.88 (0.428)	10.57 (0.416)	
29F0429-0T0-10		4	10.88 (0.428)	5.49 (0.216)	10.44 (0.411)	
29F0418-0SR-10	Surface-Mount	4	6.10 (0.240)	4.50 (0.177)	2.92 (0.115)	
29F0418-1SR-10		4	6.10 (0.240)	4.50 (0.177)	4.19 (0.165)	
29F0430-2SR-10		4	10.87 (0.428)	10.87 (0.428)	6.35 (0.250)	
29F0430-4SR-10		4	10.87 (0.428)	10.87 (0.428)	8.89 (0.350)	
29F0528-0T0-10	Thru-hole	5	13.42 (0.528)	10.88 (0.428)	10.57 (0.416)	
29F0818-0SR-10	Surface-Mount	8	11.43 (0.450)	4.50 (0.177)	2.92 (0.115)	
29F0818-1SR-10		8	11.43 (0.450)	4.50 (0.177)	4.19 (0.165)	

DIFFERENTIAL MODE FILTER

EQUIVALENT CIRCUITS

Diagram #1



Diagram #2

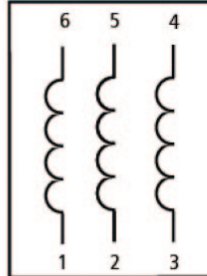


Diagram #3

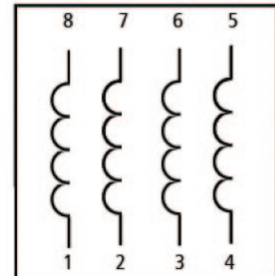


Diagram #4

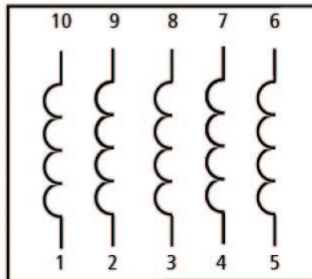


Diagram #5

