


RF CERAMIC CHIP INDUCTORS

FEATURES

- Monolithic construction, small size
- High reliability
- Economical
- Broadband and high frequency available
- For RF and wireless communication, computers, telecommunications, automotive electronics etc
- Operation temperature:
0201 and 0402 Size : -55°C ~ +125°C
0603 Size : -40°C ~ +85°C



PART NUMBERING SYSTEM

CCI	0201	B	0N3	R	-1□
Product Series Code	EIA Size Code	Rated Current Code	Inductance Value Code	Packing Code	Additional Description

METRIC PKG. SIZE	PART NUMBER	L (nH)	Q (MIN)	TEST FREQ. L,Q (MHZ)	Q (TYPICAL)			SELF-RESONANT FREQ. (MHZ)	DCR MAX (Ω)	RATED I MAX (mA)
					100 MHz	500 MHz	800 MHz			
0603	CCI0201B0N3R-1□	0.3	4	100	5	13	18	10000	0.07	250
0603	CCI0201B0N4R-1□	0.4	4	100	5	13	18	10000	0.07	250
0603	CCI0201B0N5R-1□	0.5	4	100	5	13	18	10000	0.08	250
0603	CCI0201B0N6R-1□	0.6	4	100	5	13	18	10000	0.08	250
0603	CCI0201B0N7R-1□	0.7	4	100	5	13	18	10000	0.09	250
0603	CCI0201B0N8R-1□	0.8	4	100	5	13	18	10000	0.10	250
0603	CCI0201B0N9R-1□	0.9	4	100	5	13	18	10000	0.10	250
0603	CCI0201B1N0R-1□	1.0	4	100	5	15	19	10000	0.14	250
0603	CCI0201B1N1R-1□	1.1	4	100	5	15	19	10000	0.14	250
0603	CCI0201B1N2R-1□	1.2	4	100	6	15	20	10000	0.14	250
0603	CCI0201B1N3R-1□	1.3	4	100	6	15	20	10000	0.14	250
0603	CCI0201B1N5R-1□	1.5	4	100	6	15	20	10000	0.18	230
0603	CCI0201B1N6R-1□	1.6	4	100	6	15	20	10000	0.18	230
0603	CCI0201B1N8R-1□	1.8	4	100	6	15	20	10000	0.19	200
0603	CCI0201B2N0R-1□	2.0	4	100	6	15	20	8800	0.20	200
0603	CCI0201B2N2R-1□	2.2	4	100	6	15	20	8800	0.22	200
0603	CCI0201B2N4R-1□	2.4	4	100	6	15	20	8300	0.24	200
0603	CCI0201B2N7R-1□	2.7	5	100	6	16	20	7700	0.25	200
0603	CCI0201A3N0R-1□	3.0	5	100	6	16	20	7200	0.28	180
0603	CCI0201A3N3R-1□	3.3	5	100	6	16	20	6700	0.30	180
0603	CCI0201A3N6R-1□	3.6	5	100	6	16	20	6400	0.30	170
0603	CCI0201A3N9R-1□	3.9	5	100	7	16	20	6000	0.30	170
0603	CCI0201A4N3R-1□	4.3	5	100	7	16	20	5700	0.40	150
0603	CCI0201A4N7R-1□	4.7	5	100	7	16	20	5300	0.40	150
0603	CCI0201A5N1R-1□	5.1	5	100	7	16	20	5000	0.40	150
0603	CCI0201A5N6R-1□	5.6	5	100	7	16	20	4200	0.40	150
0603	CCI0201A6N2R-1□	6.2	5	100	7	16	20	3800	0.44	150
0603	CCI0201A6N8R-1□	6.8	5	100	7	16	20	3500	0.50	150
0603	CCI0201A7N5R-1□	7.5	5	100	7	15	20	3300	0.53	150
0603	CCI0201A8N2R-1□	8.2	5	100	7	15	20	3200	0.55	150
0603	CCI0201A9N1R-1□	9.1	5	100	7	15	20	3000	0.62	150
0603	CCI0201A10NR-1□	10	5	100	7	15	19	2800	0.65	150

RF CERAMIC CHIP INDUCTORS

METRIC PKG. SIZE	PART NUMBER	L (nH)	Q (MIN)	TEST FREQ. L,Q (MHZ)	Q (TYPICAL)			SELF- RESONANT FREQ. (MHZ)	DCR MAX (Ω)	RATED I MAX (mA)
					100 MHz	500 MHz	800 MHz			
0603	CCI0201A12NR-1□	12	5	100	7	14	18	2400	0.70	100
0603	CCI0201A15NR-1□	15	5	100	7	14	18	2200	0.80	100
0603	CCI0201A18NR-1□	18	5	100	7	14	18	2100	0.90	100
0603	CCI0201A22NR-1□	22	5	100	7	14	18	1800	1.20	100
0603	CCI0201A27NR-1□	27	4	100	6	13	16	1800	1.80	50
0603	CCI0201A33NR-1□	33	4	100	6	12	14	1700	2.10	50
0603	CCI0201A39NR-1□	39	4	100	6	12	14	1500	2.40	50
1005	CCI0402C1N0R-1□	1.0	8	100	11	33	43	10000	0.12	300
1005	CCI0402C1N1R-1□	1.1	8	100	11	33	43	10000	0.12	300
1005	CCI0402C1N2R-1□	1.2	8	100	11	33	43	10000	0.12	300
1005	CCI0402C1N3R-1□	1.3	8	100	11	33	43	10000	0.13	300
1005	CCI0402C1N5R-1□	1.5	8	100	11	33	43	6000	0.13	300
1005	CCI0402C1N6R-1□	1.6	8	100	11	31	41	6000	0.14	300
1005	CCI0402C1N8R-1□	1.8	8	100	11	31	41	6000	0.14	300
1005	CCI0402C2N0R-1□	2.0	8	100	11	26	36	6000	0.16	300
1005	CCI0402C2N2R-1□	2.2	8	100	11	26	36	6000	0.16	300
1005	CCI0402C2N4R-1□	2.4	8	100	11	26	36	6000	0.17	300
1005	CCI0402C2N7R-1□	2.7	8	100	12	29	38	6000	0.17	300
1005	CCI0402C3N0R-1□	3.0	8	100	11	28	37	6000	0.19	300
1005	CCI0402C3N3R-1□	3.3	8	100	11	28	37	6000	0.19	300
1005	CCI0402C3N6R-1□	3.6	8	100	11	26	32	5000	0.22	300
1005	CCI0402C3N9R-1□	3.9	8	100	11	26	32	4000	0.22	300
1005	CCI0402C4N3R-1□	4.3	8	100	11	26	32	4000	0.24	300
1005	CCI0402C4N7R-1□	4.7	8	100	12	28	37	4000	0.24	300
1005	CCI0402C5N1R-1□	5.1	8	100	11	26	35	4000	0.27	300
1005	CCI0402C5N6R-1□	5.6	8	100	11	26	35	4000	0.27	300
1005	CCI0402C6N2R-1□	6.2	8	100	11	26	34	3900	0.32	300
1005	CCI0402C6N8R-1□	6.8	8	100	11	26	34	3900	0.32	300
1005	CCI0402C8N2R-1□	8.2	8	100	12	26	34	3500	0.37	300
1005	CCI0402C10NR-1□	10	8	100	11	25	31	3200	0.42	300
1005	CCI0402C12NR-1□	12	8	100	11	25	31	2600	0.50	300
1005	CCI0402C15NR-1□	15	8	100	11	24	30	2300	0.55	300
1005	CCI0402C18NR-1□	18	8	100	11	24	30	2000	0.65	300
1005	CCI0402C22NR-1□	22	8	100	12	24	30	1600	0.80	300
1005	CCI0402C27NR-1□	27	8	100	11	24	28	1400	0.90	300
1005	CCI0402B33NR-1□	33	8	100	12	23	26	1200	1.00	200
1005	CCI0402B39NR-1□	39	8	100	11	21	24	1100	1.20	200
1005	CCI0402B47NR-1□	47	8	100	11	21	23	900	1.30	200
1005	CCI0402B56NR-1□	56	8	100	12	21	21	750	1.40	200
1005	CCI0402A68NR-1□	68	8	100	11	19	19	750	1.40	180
1005	CCI0402A82NR-1□	82	8	100	10	19	16	600	1.60	150
1005	CCI0402AR10R-1□	100	8	100	10	18	-	600	1.60	150
1005	CCI0402AR12R-1□	120	8	100	11	15	-	600	1.60	150
1005	CCI0402AR15R-1□	150	8	100	11	14	-	550	2.40	140
1608	CCI0603J1N0R-1□	1.0	8	100	14	34	47	6000	0.10	1000
1608	CCI0603J1N2R-1□	1.2	8	100	13	32	49	6000	0.10	1000
1608	CCI0603J1N5R-1□	1.5	8	100	14	34	47	6000	0.10	1000
1608	CCI0603J1N8R-1□	1.8	8	100	17	40	55	6000	0.10	1000
1608	CCI0603J2N2R-1□	2.2	8	100	15	38	49	6000	0.10	1000
1608	CCI0603J2N7R-1□	2.7	10	100	14	37	48	6000	0.13	1000
1608	CCI0603J3N3R-1□	3.3	10	100	16	40	51	6000	0.13	1000
1608	CCI0603J3N9R-1□	3.9	10	100	14	36	48	6000	0.15	1000
1608	CCI0603J4N7R-1□	4.7	10	100	14	37	48	4000	0.20	1000
1608	CCI0603F5N6R-1□	5.6	10	100	14	36	46	4000	0.23	600
1608	CCI0603F6N8R-1□	6.8	10	100	15	37	48	4000	0.25	600

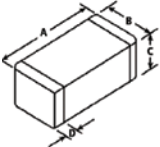
□ Tolerance: B= ± 0.1 nH C= ± 0.2 nH S= ± 0.3 nH G= ± 2 % J= ± 5 % K= ± 10 %

RF CERAMIC CHIP INDUCTORS

METRIC PKG. SIZE	PART NUMBER	L (nH)	Q (MIN)	TEST FREQ. L,Q (MHZ)	Q (TYPICAL)			SELF- RESONANT FREQ. (MHZ)	DCR MAX (Ω)	RATED I MAX (mA)
					100 MHz	500 MHz	800 MHz			
1608	CCI0603F8N2R-1□	8.2	10	100	16	39	50	3500	0.28	600
1608	CCI0603F10NR-1□	10	12	100	16	37	47	3200	0.30	600
1608	CCI0603F12NR-1□	12	12	100	15	36	45	2600	0.35	600
1608	CCI0603F15NR-1□	15	12	100	16	38	48	2300	0.40	600
1608	CCI0603F18NR-1□	18	12	100	17	38	47	2000	0.45	600
1608	CCI0603F22NR-1□	22	12	100	18	40	49	1600	0.50	600
1608	CCI0603F27NR-1□	27	12	100	18	40	47	1400	0.55	600
1608	CCI0603F33NR-1□	33	12	100	17	40	46	1200	0.60	600
1608	CCI0603E39NR-1□	39	12	100	19	40	46	1100	0.65	500
1608	CCI0603E47NR-1□	47	12	100	17	36	39	900	0.70	500
1608	CCI0603E56NR-1□	56	12	100	18	36	37	900	0.75	500
1608	CCI0603D68NR-1□	68	12	100	18	35	36	700	0.85	400
1608	CCI0603C82NR-1□	82	12	100	18	33	29	600	0.95	300
1608	CCI0603CR10R-1□	100	12	100	18	28	16	600	1.00	300
1608	CCI0603CR12R-1□	120	8	50	19	28	17	500	1.20	300
1608	CCI0603CR15R-1□	150	8	50	13	17	-	500	1.20	300
1608	CCI0603CR18R-1□	180	8	50	13	16	-	400	1.30	300
1608	CCI0603CR22R-1□	220	8	50	15	13	-	400	1.50	300
1608	CCI0603AR27R-1□	270	8	50	15	-	-	400	1.90	150
1608	CCI0603AR33R-1□	330	8	50	15	-	-	350	2.10	150

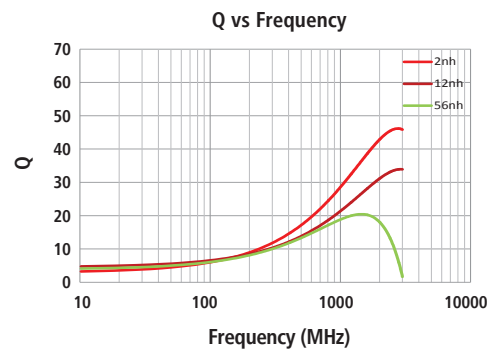
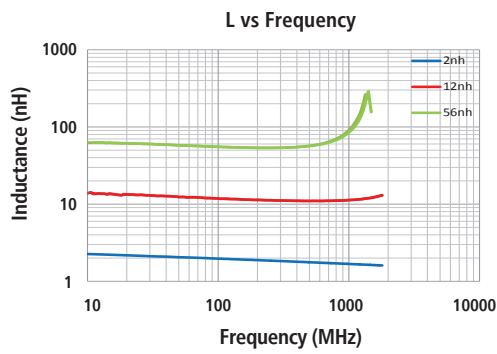
□ Tolerance: B= ± 0.1 nH C= ± 0.2 nH S= ± 0.3 nH G= ± 2 % J= ± 5 % K= ± 10 %

DIMENSION

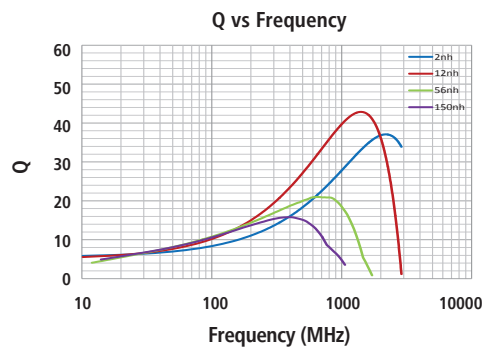
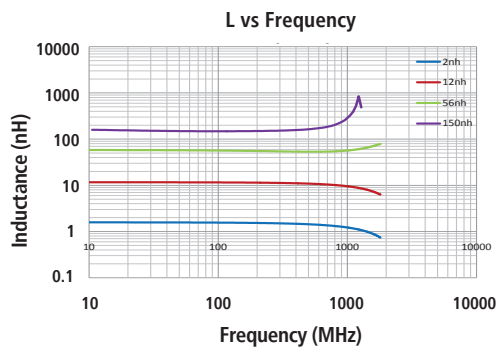
METRIC (EIA) PKG. SIZE	A mm (INCHES)	B mm (INCHES)	C* mm (INCHES)	D mm (INCHES) MIN/MAX	MONOLITHIC CHIP INDUCTOR
0603 (0201)	0.60 (0.024)	0.30 (0.012)	0.30 (0.012)	0.10/0.20 (0.004/0.008)	
1005 (0402)	1.00 (0.040)	0.50 (0.020)	0.50 (0.020)	0.10/0.30 (0.004/0.012)	
1608 (0603)	1.60 (0.063)	0.80 (0.031)	0.80 (0.031)	0.20/0.60 (0.008/0.024)	

RF CERAMIC CHIP INDUCTORS

0201 Characteristics



0402 Characteristics



0603 Characteristics

