

FERRITE EMI SMT BEAD ASSEMBLIES

FEATURES

- 10 Amps continuous operating current capability
- Very low RDC
- Broadband (28F) and (35F) parts available
- Lead free and RoHS compliant



PART NUMBERING SYSTEM

28	F	0121	-0	S	R	-10
Material Code	Product Code (EIA)	EIA Size Code	Selected Dimension Code	Additional Description	Packing Code	Additional Description

SMT BEAD ASSEMBLIES - POWER LINE

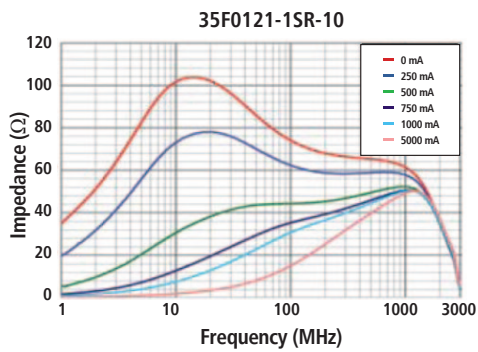
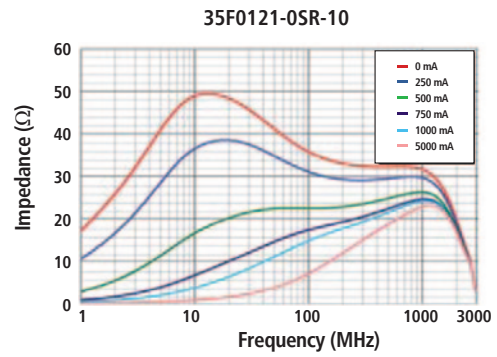
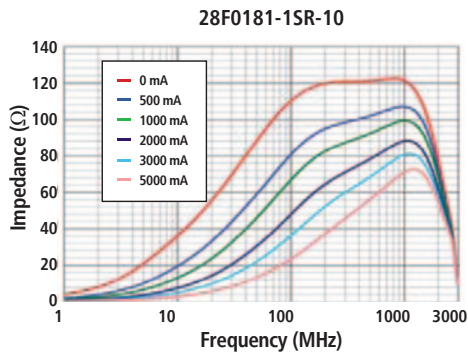
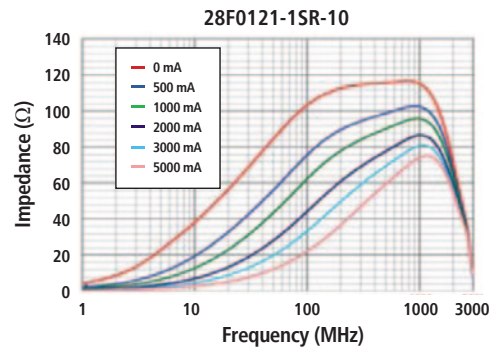
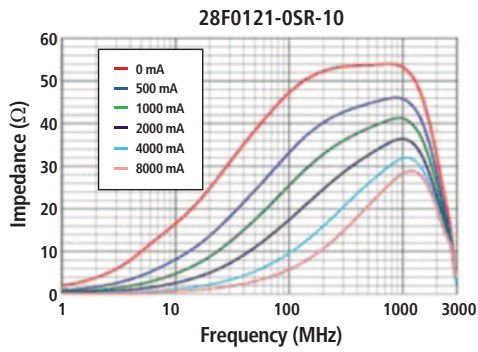
METRIC PKG. SIZE	EIA PKG. SIZE	PART NUMBER	TYPICAL IMPEDANCE (Ω)				TYPICAL PEAK IMPEDANCE (Ω)	PEAK IMPEDANCE FREQUENCY (MHZ)	DCR MAX (Ω)	RATED I MAX (CONTINUOUS) mA
			Z @ 25 MHZ	Z @ 100 MHZ	Z @ 500 MHZ	Z @ 1 GHZ				
4131	1612	28F0121-0SR-10	30	48	53	53	54	800	0.00075	10,000
8531	3312	28F0121-1SR-10	60	96	115	114	117	833	0.001	10,000
8545	3318	28F0181-1SR-10	72	115	123	123	125	900	0.001	10,000

LOW FREQUENCY BEAD ASSEMBLIES - POWER LINE

METRIC PKG. SIZE	EIA PKG. SIZE	PART NUMBER	TYPICAL IMPEDANCE (Ω)				TYPICAL PEAK IMPEDANCE (Ω)	PEAK IMPEDANCE FREQUENCY (MHZ)	DCR MAX (Ω)	RATED I MAX (CONTINUOUS) mA
			Z @ 25 MHZ	Z @ 100 MHZ	Z @ 500 MHZ	Z @ 1 GHZ				
4131	1612	35F0121-0SR-10	17	41	48	47	49	13	0.00075	10,000
8531	3312	35F0121-1SR-10	35	82	102	90	104	17	0.001	10,000

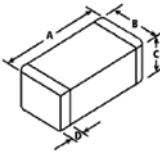
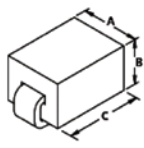
FERRITE EMI SMT BEAD ASSEMBLIES

SMT Bead Assemblies Impedance Under DC Bias



FERRITE EMI SMT BEAD ASSEMBLIES

DIMENSION

METRIC (EIA) PKG. SIZE	A mm (INCHES)	B mm (INCHES)	C* mm (INCHES)	D mm (INCHES)	MONOLITHIC CHIP BEAD	
0603 (0201)	0.60 (0.023)	0.30 (0.011)	0.30 (0.011)	0.15 (0.006)		
1005 (0402)	1.01 (0.040)	0.50 (0.020)	0.50 (0.020)	0.30 (0.012)		
1608 (0603)	1.60 (0.063)	0.80 (0.031)	0.80 (0.031)	0.36 (0.014)		
2010 (0804)	2.00 (0.079)	1.00 (0.039)	0.50 (0.020)	0.025 (0.010)		
2012 (0805)	2.00 (0.079)	1.25 (0.049)	0.90 (0.035)	0.51 (0.020)		
3216 (1206)	3.20 (0.126)	1.60 (0.063)	1.10 (0.043)	0.51 (0.020)		
3225 (1210)	3.20 (0.126)	2.50 (0.098)	1.40 (0.055)	0.46 (0.018)		
4030 (1612)	4.06 (0.160)	3.05 (0.120)	2.28 (0.090)	0.46 (0.018)		
4516 (1806)	4.50 (0.177)	1.60 (0.063)	1.60 (0.063)	0.51 (0.020)		
4532 (1812)	4.50 (0.177)	3.20 (0.126)	1.40 (0.055)	0.46 (0.018)		
5650 (2220)	5.59 (0.220)	5.08 (0.200)	3.45 (0.136)	0.76 (0.030)		
8530 (3312)	8.50 (0.335)	3.05 (0.120)	2.28 (0.090)	0.51 (0.020)		
PART NUMBER	A mm (INCHES)	B mm (INCHES)	C* mm (INCHES)	D mm (INCHES)		FERRITE SMT BEAD ASSEMBLIES
__ F0121-0SR	3.05 (0.120)	2.54 (0.100)	4.06 (0.160)	--		
__ F0121-1SR	3.05 (0.120)	2.54 (0.100)	8.51 (0.335)	--		
__ F0181-0SR	4.57 (0.180)	2.54 (0.100)	8.51 (0.335)	--		

*C Dimension (height) may vary with current and impedance rating requirements. Refer to part print for specific dimensions. Parts have no polarity.