




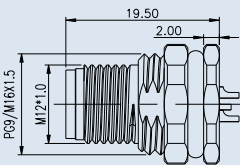
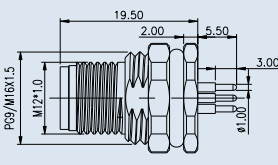
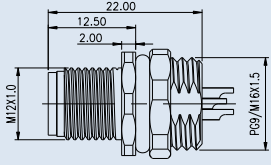
M8/M12 CONN SERIES

CHOGORI

M12 Series Specifications

M12 Series, Panel Mount & Male Pin

Description	Front Panel Mount, Screw Type, Solder	Front Panel Mount, Screw Type, PCB	Rear Panel Mount, Screw Type, Solder
Figure			

Drawing			
---------	---	--	---

Part Number	Contacts	Fixing Thread	Part Number	Contacts	Fixing Thread	Part Number	Contacts	Fixing Thread	Part Number
	3	M16X1.5	54035105-01	3	M16X1.5	54035105-02	3	M16X1.5	54035105-03
		PG9	54035105-11		PG9	54035105-12		PG9	54035105-13
	4	M16X1.5	54045105-01	4	M16X1.5	54045105-02	4	M16X1.5	54045105-03
		PG9	54045105-11		PG9	54045105-12		PG9	54045105-13
	5	M16X1.5	54055105-01	5	M16X1.5	54055105-02	5	M16X1.5	54055105-03
		PG9	54055105-11		PG9	54055105-12		PG9	54055105-13
	8	M16X1.5	54085105-01	8	M16X1.5	54085105-02	8	M16X1.5	54085105-03
		PG9	54085105-11		PG9	54085105-12		PG9	54085105-13
	12	M16X1.5	54125105-01	12	M16X1.5	54125105-02	12	M16X1.5	54125105-03
		PG9	54125105-11		PG9	54125105-12		PG9	54125105-13

Specifications					
Number of Contacts	3	4	5	8	12
Wire Gauge	0.34mm ² (22AWG)			0.25mm ² (24AWG)	0.14mm ² (26AWG)
Cable Range	Max. 6.0mm				
Environmental Protection	IP67				
Mechanical Life	100 mating cycles				
Operating Temperature	- 25°C - 85°C				
Voltage Rating	250V	250V	125V	60V	30V
Rated Current(40°C)	4A	4A	4A	2A	1A