

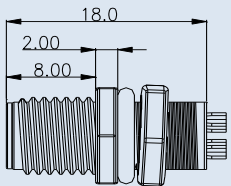
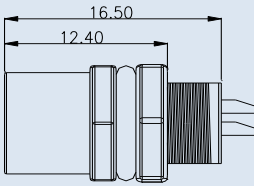


M8/M12 CONN SERIES

CHOGORI

M8 Series Specification

M8 Series, Panel Mount

| Description | Panel Rear Mount, Male Pin, Screw Type, Solder | Panel Rear Mount, Female Pin, Screw Type, Solder | | | | | | | | | | | | |
|-------------|---|--|----------|--------------|---|-------------|---|-------------|--|----------|--------------|---|-------------|---|
| |  |  | | | | | | | | | | | | |
| Drawing |  |  | | | | | | | | | | | | |
| | Part No. | <table border="1"> <thead> <tr> <th>Contacts</th> <th>Part -Number</th> </tr> </thead> <tbody> <tr> <td>3</td> <td>52035105-03</td> </tr> <tr> <td>4</td> <td>52045105-03</td> </tr> </tbody> </table> | Contacts | Part -Number | 3 | 52035105-03 | 4 | 52045105-03 | <table border="1"> <thead> <tr> <th>Contacts</th> <th>Part -Number</th> </tr> </thead> <tbody> <tr> <td>3</td> <td>52036105-03</td> </tr> <tr> <td>4</td> <td>52046105-03</td> </tr> </tbody> </table> | Contacts | Part -Number | 3 | 52036105-03 | 4 |
| Contacts | Part -Number | | | | | | | | | | | | | |
| 3 | 52035105-03 | | | | | | | | | | | | | |
| 4 | 52045105-03 | | | | | | | | | | | | | |
| Contacts | Part -Number | | | | | | | | | | | | | |
| 3 | 52036105-03 | | | | | | | | | | | | | |
| 4 | 52046105-03 | | | | | | | | | | | | | |

| Specifications | | |
|--------------------------|---|---|
| Number of Contacts | 3 | 4 |
| Wire Gauge | 3X0.25mm ² (24AWG) / 3x0.34mm ² (22AWG) | 4x0.25mm ² (24AWG) / 4x0.34mm ² (22AWG) |
| Voltage Rating | 60V DC | 30 V DC |
| Rated Current(40°C) | 3 A | |
| Signal Per Port | 1 | 2 |
| Environmental Protection | IP65 and IP67 when plugged and screwed down (EN 60529) | |
| Mechanical Life | 100 mating cycles | |
| Operating Temperature | -20°C - 85°C, depending on cable quality | |