



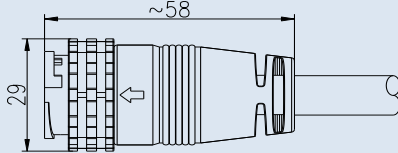
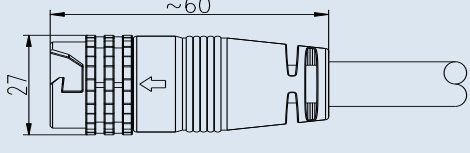
# LARGE SERIES







## CHOGORI

### Large Series Specifications

#### Large Series, Female connector & Female Pin

Description	Molded with Cable, 180° Lock Bayonet Type, Solder	Molded with Cable, 180° Push Lock Type, Solder
Figure		

Drawing		
---------	---	--

Part-No.	Bayonet Lock Type			Push Lock Type		
	Contacts	Cable Range(mm)	Part Number	Contacts	Cable Range(mm)	Part Number
	2	Max. 13.0mm	24002423-01-XXX 	2	Max. 13.0mm	24002433-01-XXX 
	3(20A)	Max. 13.0mm	24003423-01-XXX 	3(20A)	Max. 13.0mm	24003433-01-XXX 
	3(50A)	Max. 13.0mm	24003423-02-XXX	3(50A)	Max. 13.0mm	24003433-02-XXX
	9	Max. 13.0mm	24009423-01-XXX	9	Max. 13.0mm	24009433-01-XXX
	18	Max. 13.0mm	24018423-01-XXX	18	Max. 13.0mm	24018433-01-XXX
	3+9(FM)	Max. 13.0mm	24309423-01-XXX 	3+9(FM)	Max. 13.0mm	24309433-01-XXX 
	3+11(FM)	Max. 13.0mm	24311423-01-XXX	3+11(FM)	Max. 13.0mm	24311433-01-XXX

Specifications							
Number of Contacts	2	3	3	9	18	3+9	3+11
Wire Gauge	4.0mm <sup>2</sup> (12AWG)		8.4mm <sup>2</sup> (8AWG)	0.75mm <sup>2</sup> (18AWG)	0.3mm <sup>2</sup> (22AWG)	2.5mm <sup>2</sup> + 0.2mm <sup>2</sup> (12AWG+24AWG)	
Cable Range	4.5mm - 13.0mm						
Environmental Protection	IP67						
Mechanical Life	500 mating cycles						
Operating Temperature	- 40°C - 80°C						
Voltage Rating	300V	300V	300V	125V	125V	300V	300V
Rated Current (40°C)	20A	20A	50A	5A	5A	20A+5A	20A+5A