

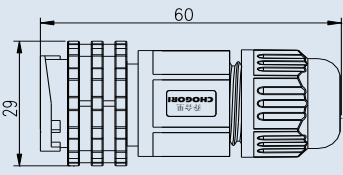
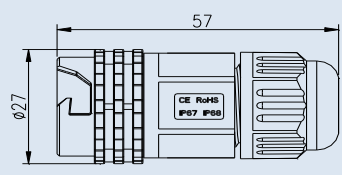
LARGE SERIES




CHOGORI

Large Series Specifications

Large Series, Female connector & Female Pin

Description	Field Installable, 180° Lock Bayonet Type, Solder	Field Installable, 180° Push Lock Type, Solder
Figure		

Drawing		
---------	---	--

Part-No.	Bayonet Lock Connector			Push Lock Connector		
	Contacts	Cable Range(mm)	Part Number	Contacts	Cable Range(mm)	Part Number
	2	4.5 - 6.5	24002421-01 	2	4.5 - 6.5	24002431-01 
		6.5 - 10.5	24002421-02 		6.5 - 10.5	24002431-02 
	3(20A)	4.5 - 6.5	24003421-01 	3(20A)	4.5 - 6.5	24003431-01 
		6.5 - 10.5	24003421-02 		6.5 - 10.5	24003431-02 
	3(50A)	4.5 - 6.5	24003421-03	3(50A)	4.5 - 6.5	24003431-03
		6.5 - 10.5	24003421-04		6.5 - 10.5	24003431-04
	9	4.5 - 6.5	24009421-01	9	4.5 - 6.5	24009431-01
		6.5 - 10.5	24009421-02		6.5 - 10.5	24009431-02
	18	4.5 - 6.5	24018421-01	18	4.5 - 6.5	24018431-01
		6.5 - 10.5	24018421-02		6.5 - 10.5	24018431-02
	3+9(FM)	4.5 - 6.5	24309421-01 	3+9(FM)	4.5 - 6.5	24309431-01 
		6.5 - 10.5	24309421-02 		6.5 - 10.5	24309431-02 
	3+11(FM)	4.5 - 6.5	24311421-01	3+11(FM)	4.5 - 6.5	24311431-01
		6.5 - 10.5	24311421-02		6.5 - 10.5	24311431-02

Specifications							
Number of Contacts	2	3	3	9	18	3+9	3+11
Wire Gauge	4.0mm ² (12AWG)		8.4mm ² (8AWG)	0.75mm ² (18AWG)	0.3mm ² (22AWG)	2.5mm ² + 0.2mm ² (12AWG+24AWG)	
Cable Range	4.5mm - 6.5mm, 6.5mm - 10.5mm						
Environmental Protection	IP67						
Mechanical Life	500 mating cycles						
Operating Temperature	- 45°C - 105°C						
Voltage Rating	300V	300V	300V	125V	125V	300V	300V
Rated Current (40°C)	20A	20A	50A	5A	5A	20A+5A	20A+5A