

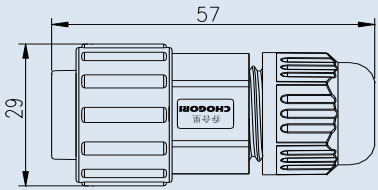
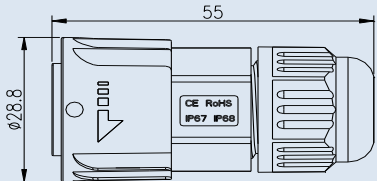
# LARGE SERIES













## CHOGORI

### Large Series Specifications

#### Large Series, Male connector & Male Pin

Description	Field Installable, 180° Lock Bayonet Type, Solder	Field Installable, 180° Push Lock Type, Solder
Figure		

Drawing		
---------	---	--

Part-No.	Male Connector			Male Pin		
	Contacts	Cable Range(mm)	Part Number	Contacts	Cable Range(mm)	Part Number
	2	4.5 - 6.5	24002121-01 	2	4.5 - 6.5	24002131-01 
		6.5 - 10.5	24002121-02 		6.5 - 10.5	24002131-02 
	3(20A)	4.5 - 6.5	24003121-01 	3(20A)	4.5 - 6.5	24003131-01 
		6.5 - 10.5	24003121-02 		6.5 - 10.5	24003131-02 
	3(50A)	4.5 - 6.5	24003121-03	3(50A)	4.5 - 6.5	24003131-03
		6.5 - 10.5	24003121-04		6.5 - 10.5	24003131-04
	9	4.5 - 6.5	24009121-01	9	4.5 - 6.5	24009131-01
		6.5 - 10.5	24009121-02		6.5 - 10.5	24009131-02
	18	4.5 - 6.5	24018121-01	18	4.5 - 6.5	24018131-01
		6.5 - 10.5	24018121-02		6.5 - 10.5	24018131-02
	3+9(MF)	4.5 - 6.5	24309121-01 	3+9(MF)	4.5 - 6.5	24309131-01 
		6.5 - 10.5	24309121-02 		6.5 - 10.5	24309131-02 
	3+11(MF)	4.5 - 6.5	24311121-01	3+11(MF)	4.5 - 6.5	24311131-01
		6.5 - 10.5	24311121-02		6.5 - 10.5	24311131-02

Specifications							
Number of Contacts	2	3	3	9	18	3+9	3+11
Wire Gauge	4.0mm <sup>2</sup> (12AWG)		8.4mm <sup>2</sup> (8AWG)	0.75mm <sup>2</sup> (18AWG)	0.3mm <sup>2</sup> (22AWG)	2.5mm <sup>2</sup> + 0.2mm <sup>2</sup> (12AWG+24AWG)	
Cable Range	4.5mm - 6.5mm, 6.5mm - 10.5mm						
Environmental Protection	IP67						
Mechanical Life	500 mating cycles						
Operating Temperature	- 45°C - 105°C						
Voltage Rating	300V	300V	300V	125V	125V	300V	300V
Rated Current (40°C)	20A	20A	50A	5A	5A	20A+5A	20A+5A