

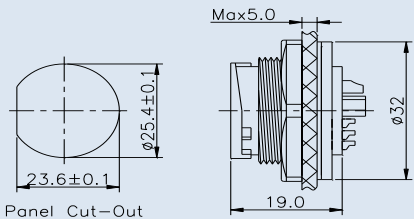
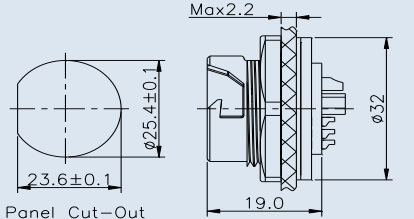
LARGE SERIES


CHOGORI

Large Series Specifications

Large Series, Panel Mount & Female Pin

Description	Front Panel Mount Lock Bayonet Type, Solder	Front Panel Mount Push Lock Type, Solder
Figure		

Drawing	 <p>Panel Cut-Out</p>	 <p>Panel Cut-Out</p>
---------	--	---

Part-No.	Lock Bayonet Type		Push Lock Type	
	Contacts	Part Number	Contacts	Part Number
	2	24002625-01 	2	24002635-01 
	3(20A)	24003625-01 	3(20A)	24003635-01 
	3(50A)	24003625-02	3(50A)	24003635-02
	9	24009625-01	9	24009635-01
	18	24018625-01	18	24018635-01
	3+9(FM)	24309625-01 	3+9(FM)	24309635-01 
	3+11(FM)	24311625-01	3+11(FM)	24311635-01

Specifications							
Number of Contacts	2	3	3	9	18	3+9	3+11
Wire Gauge	4.0mm ² (12AWG)		8.4mm ² (8AWG)	0.75mm ² (18AWG)	0.3mm ² (22AWG)	2.5mm ² + 0.2mm ² (12AWG+24AWG)	
Panel Thickness	Max. 5.0mm				Max. 2.2mm		
Environmental Protection	IP67						
Mechanical Life	500 mating cycles						
Operating Temperature	- 45°C - 105°C						
Voltage Rating	300V	300V	300V	125V	125V	300V	300V
Rated Current (40°C)	20A	20A	50A	5A	5A	20A+5A	20A+5A