

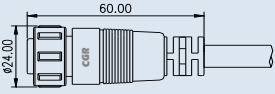
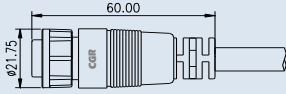

# MIDDLE SERIES













## CHOGORI

### Middle Series Specifications

#### Middle Series, Male Connector & Male Pin

Description	Molded, 180° Screw Type, Solder	Molded, 180° Lock Bayonet Type, Solder	Molded, 180° Push Lock Type, Solder
Figure			

Drawing			
---------	---	--	---

Part-No.	Screw Type			Lock Bayonet Type			Push Lock Type		
	Contacts	Cable Range(mm)	Part-Number	Contacts	Cable Range(mm)	Part-Number	Contacts	Cable Range(mm)	Part-Number
	2	Max. 10.8	23002113-01-XXX 	2	Max. 10.8	23002123-01-XXX 	2	Max:10.8	23002133-01-XXX 
	3	Max. 10.8	23003113-01-XXX 	3	Max. 10.8	23003123-01-XXX 	3	Max:10.8	23003133-01-XXX 
	4	Max. 10.8	23004113-01-XXX	4	Max. 10.8	23004123-01-XXX	4	Max:10.8	23004133-01-XXX
	5	Max. 10.8	23005113-01-XXX	5	Max. 10.8	23005123-01-XXX	5	Max:10.8	23005133-01-XXX
	6	Max. 10.8	23006113-01-XXX	6	Max. 10.8	23006123-01-XXX	6	Max:10.8	23006133-01-XXX
	7	Max. 10.8	23007113-01-XXX 	7	Max. 10.8	23007123-01-XXX 	7	Max:10.8	23007133-01-XXX 
	8	Max. 10.8	23008113-01-XXX 	8	Max. 10.8	23008123-01-XXX 	8	Max:10.8	23008133-01-XXX 
	3+5	Max. 10.8	23305113-01-XXX	3+5	Max. 10.8	23305123-01-XXX	3+5	Max:10.8	23305133-01-XXX
	9	Max. 10.8	23009113-01-XXX	9	Max. 10.8	23009123-01-XXX	9	Max:10.8	23009133-01-XXX
	10	Max. 10.8	23010113-01-XXX	10	Max. 10.8	23010123-01-XXX	10	Max:10.8	23010133-01-XXX
	12	Max. 10.8	23012113-01-XXX	12	Max. 10.8	23012123-01-XXX	12	Max:10.8	23012133-01-XXX
	14	Max. 10.8	23014113-01-XXX	14	Max. 10.8	23014123-01-XXX	14	Max:10.8	23014133-01-XXX
	18	Max. 10.8	23018113-02-XXX	18	Max. 10.8	23018123-02-XXX	18	Max:10.8	23018133-02-XXX

#### Specifications

Number of Contacts	2	3	4	5	6	7	8	3+5	9	10	12	14	18
Wire Gauge	2.5mm <sup>2</sup> (14AWG)		1.0mm <sup>2</sup> (17AWG)	0.75mm <sup>2</sup> (18AWG)		0.34mm <sup>2</sup> (22AWG)		1.0mm <sup>2</sup> +0.25mm <sup>2</sup> (17AWG +24AWG)	0.34mm <sup>2</sup> (22AWG)	0.25mm <sup>2</sup> (24AWG)			
Cable Range	Max. 10.8mm												
Environmental Protection	IP67												
Mechanical Life	500 mating cycles												
Operating Temperature	- 40℃ - 80℃												
Voltage Rating	300V	300V	300V	125V	125V	60V	60V	125+30V	60V	30V	30V	30V	30V
Rated Current(40°C)	20A	20A	15A	10A	10A	5A	5A	15A+2A	5A	5A	2A	2A	2A

COMPANY PROFILE  
500 Series  
Mini Series  
Standard Series  
Middle Series  
Large Series  
Distributor Series  
RJ45 Series  
USB Series  
D-Sub series  
T-Adapter Series  
Splitter Series  
HDMI Series  
M8/M12 CONN Series  
M Series Distributor