




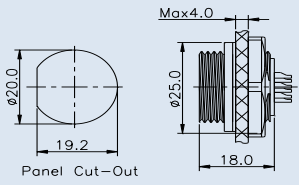
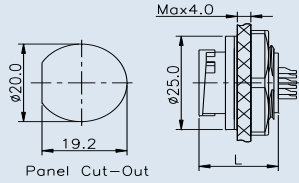
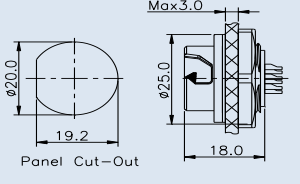
MIDDLE SERIES

CHOGORI

Middle Series Specifications

Middle Series, Rear Panel Mount & Female Pin

Description	Rear Panel Mount Screw Type, Solder	Rear Panel Mount Lock Bayonet Type, Solder	Rear Panel Mount Push Lock Type, Solder
Figure			

Drawing		Note: 9:10 positions, L=17.0 other positions, L=18.0 	
---------	---	---	---

Part-No.	Screw Type		Lock Bayonet Type		Push Lock Type	
	Contacts	Part-Number	Contacts	Part-Number	Contacts	Part-Number
	2	23002615-03	2	23002625-03	2	23002635-03
	3	23003615-03	3	23003625-03	3	23003635-03
	4	23004615-03	4	23004625-03	4	23004635-03
	5	23005615-03	5	23005625-03	5	23005635-03
	6	23006615-03	6	23006625-03	6	23006635-03
	7	23007615-03	7	23007625-03	7	23007635-03
	8	23008615-03	8	23008625-03	8	23008635-03
	3+5	23305615-03	3+5	23305625-03	3+5	23305635-03
	9	23009615-03	9	23009625-03	9	23009635-03
	10	23010615-03	10	23010625-03	10	23010635-03
	12	23012615-03	12	23012625-03	12	23012635-03
	14	23014615-03	14	23014625-03	14	23014635-03
	18	23018615-03	18	23018625-03	18	23018635-03

Specifications

Number of Contacts	2	3	4	5	6	7	8	3+5	9	10	12	14	18
Wire Gauge	2.5mm ² (14AWG)		1.0mm ² (17AWG)	0.75mm ² (18AWG)		0.34mm ² (22AWG)		1.0mm ² +0.25mm ² (17AWG +24AWG)	0.34mm ² (22AWG)	0.25mm ² (24AWG)			
Panel Thickness	Max. 4.0mm					Max. 4.0mm			Max. 3.0mm				
Environmental Protection	IP68					IP67			IP67				
Mechanical Life	500 mating cycles												
Operating Temperature	- 45°C - 105°C												
Voltage Rating	300V	300V	300V	125V	125V	60V	60V	125+30V	60V	30V	30V	30V	30V
Rated Current(40°C)	20A	20A	15A	10A	10A	5A	5A	15A+2A	5A	5A	2A	2A	2A