

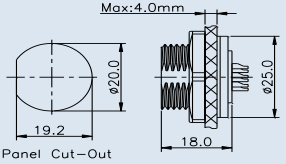
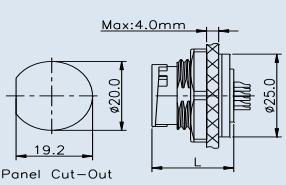
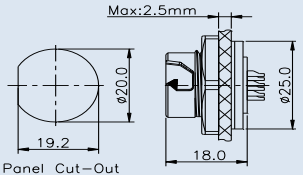
MIDDLE SERIES













CHOGORI

Middle Series Specifications

Middle Series, Front Panel Mount & Female Pin

Description	Front Panel Mount Screw Type, Solder	Front Panel Mount Lock Bayonet Type, Solder	Front Panel Mount Push Lock Type, Solder
Figure			

Drawing	Front Panel Mount Screw Type, Solder	Front Panel Mount Lock Bayonet Type, Solder	Front Panel Mount Push Lock Type, Solder
		Note: 9:10 positions, L=17.0 other positions, L=18.0 	

Part-No.	Screw Type, Solder		Lock Bayonet Type, Solder		Push Lock Type, Solder	
	Contacts	Part-Number	Contacts	Part-Number	Contacts	Part-Number
	2	23002615-01 	2	23002625-0 	2	23002635-01 
	3	23003615-01 	3	23003625-01 	3	23003635-01 
	4	23004615-01	4	23004625-01	4	23004635-01
	5	23005615-01	5	23005625-01	5	23005635-01
	6	23006615-01	6	23006625-01	6	23006635-01
	7	23007615-01 	7	23007625-01 	7	23007635-01 
	8	23008615-01 	8	23008625-01 	8	23008635-01 
	3+5	23305615-01	3+5	23305625-01	3+5	23305635-01
	9	23009615-01	9	23009625-01	9	23009635-01
	10	23010615-01	10	23010625-01	10	23010635-01
	12	23012615-01	12	23012625-01	12	23012635-01
	14	23014615-01	14	23014625-01	14	23014635-01
	18	23018615-01	18	23018625-01	18	23018635-01

Specifications

Number of Contacts	2	3	4	5	6	7	8	3+5	9	10	12	14	18
Wire Gauge	2.5mm ² (14AWG)		1.0mm ² (17AWG)	0.75mm ² (18AWG)		0.34mm ² (22AWG)		1.0mm ² +0.25mm ² (17AWG +24AWG)	0.34mm ² (22AWG)	0.25mm ² (24AWG)			
Panel Thickness	Max. 4.0mm					Max. 4.0mm			Max. 2.5mm				
Environmental Protection	IP68					IP67			IP67				
Mechanical Life	500 mating cycles												
Operating Temperature	- 45°C - 105°C												
Voltage Rating	300V	300V	300V	125V	125V	60V	60V	125+30V	60V	30V	30V	30V	30V
Rated Current(40°C)	20A	20A	15A	10A	10A	5A	5A	15A+2A	5A	5A	2A	2A	2A