

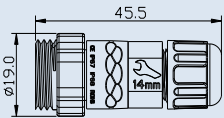
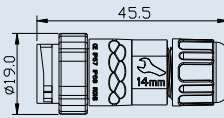
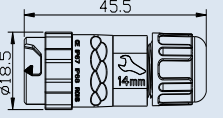
STANDARD SERIES

CHOGORI

Standard Series Specifications

Standard Series, Female Connector & Female Pin

Description	Field Installable, 180° Screw Type, Solder	Field Installable, 180° Lock Bayonet Type, Solder	Field Installable, 180° Push Lock Type, Solder
Figure			

Drawing			
---------	---	---	---

Part Number	Screw Lock			Bayonet Lock			Push Lock		
	Contacts	Cable Range(mm)	Part Number	Contacts	Cable Range(mm)	Part Number	Contacts	Cable Range(mm)	Part Number
	2	3.5 - 6.8	22002411-01	2	3.5 - 6.8	22002421-01	2	3.5 - 6.8	22002431-01
	3	3.5 - 6.8	22003411-01	3	3.5 - 6.8	22003421-01	3	3.5 - 6.8	22003431-01
	4	3.5 - 6.8	22004411-01	4	3.5 - 6.8	22004421-01	4	3.5 - 6.8	22004431-01
	5	3.5 - 6.8	22005411-01	5	3.5 - 6.8	22005421-01	5	3.5 - 6.8	22005431-01
	6	3.5 - 6.8	22006411-01	6	3.5 - 6.8	22006421-01	6	3.5 - 6.8	22006431-01
	2+4	3.5 - 6.8	22204411-01	2+4	3.5 - 6.8	22204421-01	2+4	3.5 - 6.8	22204431-01
	2+6	3.5 - 6.8	22206411-01	2+6	3.5 - 6.8	22206421-01	2+6	3.5 - 6.8	22206431-01

Specifications

Number of Contacts	2	3	4	5	6	2+4	2+6
Wire Gauge	0.823mm ² (18AWG)			0.519mm ² (20AWG)	0.823mm ² (18AWG)*2C 0.34mm ² (22AWG)*4C		0.519mm ² (20AWG)*2C 0.34mm ² (22AWG)*6C
Cable Range	3.5mm - 6.8mm						
Environmental Protection	IP68			IP67			IP67
Mechanical Life	500 mating cycles						
Operating Temperature	- 45°C - 105°C						
Voltage Rating	300V	300V	125V	60V	60V	60V	30V
Rated Current (40°C)	10A	10A	10A	5A	5A	10A+2A	5A+2A