

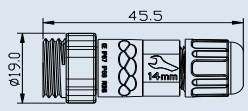
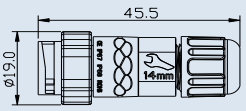
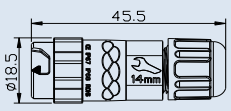
STANDARD SERIES

CHOGORI

Standard Series Specifications

Standard Series, Female Connector & Male Pin

| | | | |
|-------------|---|--|---|
| Description | Field Installable, 180° Screw Type, Solder | Field Installable, 180° Lock Bayonet Type, Solder | Field Installable, 180° Push Lock Type, Solder |
| Figure |  |  |  |

| | | | |
|---------|---|--|---|
| Drawing |  |  |  |
|---------|---|--|---|

| Part Number | Screw Type | | | Lock Bayonet Type | | | Push Lock Type | | |
|-------------|------------|-----------------|-------------|-------------------|-----------------|-------------|----------------|-----------------|-------------|
| | Contacts | Cable Range(mm) | Part Number | Contacts | Cable Range(mm) | Part Number | Contacts | Cable Range(mm) | Part Number |
| | 2 | 3.5 - 6.8 | 22002311-01 | 2 | 3.5 - 6.8 | 22002321-01 | 2 | 3.5 - 6.8 | 22002331-01 |
| | 3 | 3.5 - 6.8 | 22003311-01 | 3 | 3.5 - 6.8 | 22003321-01 | 3 | 3.5 - 6.8 | 22003331-01 |
| | 4 | 3.5 - 6.8 | 22004311-01 | 4 | 3.5 - 6.8 | 22004321-01 | 4 | 3.5 - 6.8 | 22004331-01 |
| | 5 | 3.5 - 6.8 | 22005311-01 | 5 | 3.5 - 6.8 | 22005321-01 | 5 | 3.5 - 6.8 | 22005331-01 |
| | 6 | 3.5 - 6.8 | 22006311-01 | 6 | 3.5 - 6.8 | 22006321-01 | 6 | 3.5 - 6.8 | 22006331-01 |
| | 2+4 | 3.5 - 6.8 | 22204311-01 | 2+4 | 3.5 - 6.8 | 22204321-01 | 2+4 | 3.5 - 6.8 | 22204331-01 |
| | 3+4 | 3.5 - 6.8 | 22304311-01 | 3+4 | 3.5 - 6.8 | 22304321-01 | 3+4 | 3.5 - 6.8 | 22304331-01 |
| | 8 | 3.5 - 6.8 | 22008311-01 | 8 | 3.5 - 6.8 | 22008321-01 | 8 | 3.5 - 6.8 | 22008331-01 |
| | 10 | 3.5 - 6.8 | 22010311-01 | 10 | 3.5 - 6.8 | 22010321-01 | 10 | 3.5 - 6.8 | 22010331-01 |
| | 12 | 3.5 - 6.8 | 22012311-01 | 12 | 3.5 - 6.8 | 22012321-01 | 12 | 3.5 - 6.8 | 22012331-01 |

| Specifications | | | | | | | | | | | |
|--------------------------|------------------------------|------|------|------------------------------|------|---|--------|------------------------------|-----------------------------|-----|--|
| Number of Contacts | 2 | 3 | 4 | 5 | 6 | 2+4 | 3+4 | 8 | 10 | 12 | |
| Wire Gauge | 0.823mm ² (18AWG) | | | 0.519mm ² (20AWG) | | 0.823mm ² (18AWG)*2C/3C 0.519mm ² (20AWG)*4C | | 0.519mm ² (20AWG) | 0.34mm ² (22AWG) | | |
| Cable Range | 3.5mm - 6.8mm | | | | | | | | | | |
| Environmental Protection | IP68 | | | | IP67 | | | | IP67 | | |
| Mechanical Life | 500 mating cycles | | | | | | | | | | |
| Operating Temperature | - 45°C - 105°C | | | | | | | | | | |
| Voltage Rating | 300V | 300V | 125V | 60V | 60V | 60V | 60V | 60V | 30V | 30V | |
| Rated Current (40°C) | 10A | 10A | 10A | 5A | 5A | 10A+5A | 10A+2A | 5A | 2A | 2A | |