




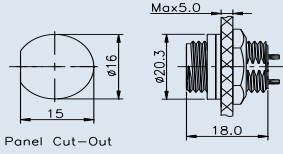
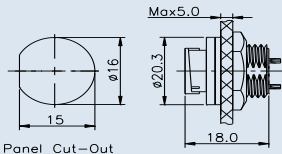
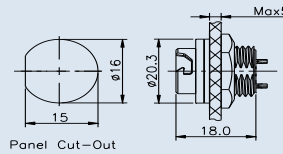
STANDARD SERIES















CHOGORI

Standard Series Specifications

Standard Series, Panel Mount & Female Pin

Description	Panel Rear Mount, Screw Type, Solder	Panel Rear Mount, Lock Bayonet Type, Solder	Panel Rear Mount, Push Lock Type, Solder
Figure			

Drawing			
---------	---	--	---

Part Number	Contacts	Part Number	Contacts	Part Number	Contacts	Part Number
		2	22002615-03 	2	22002625-03 	2
	3	22003615-03 	3	22003625-03 	3	22003635-03 
	4	22004615-03 	4	22004625-03 	4	22004635-03 
	5	22005615-03 	5	22005625-03 	5	22005635-03 
	6	22006615-03 	6	22006625-03 	6	22006635-03 
	2+4	22204615-03	2+4	22204625-03	2+4	22204635-03
	2+6	22206615-03	2+6	22206625-03	2+6	22206635-03

Specifications							
Number of Contacts	2	3	4	5	6	2+4	2+6
Wire Gauge	0.823mm ² (18AWG)			0.519mm ² (20AWG)		0.823mm ² (18AWG)*2C 0.34mm ² (22AWG)*4C	0.519mm ² (20AWG)*2C 0.34mm ² (22AWG)*6C
Panel Thickness	Max. 5.0mm			Max. 5.0mm			Max. 5.5mm
Environmental Protection	IP68			IP67			IP67
Mechanical Life	500 mating cycles						
Operating Temperature	- 45°C - 105°C						
Voltage Rating	300V	300V	125V	60V	60V	60V	30V
Rated Current (40°C)	10A	10A	10A	5A	5A	10A+2A	5A+2A