




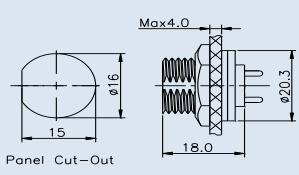
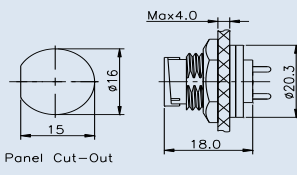
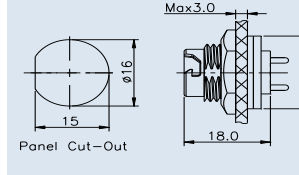
STANDARD SERIES

CHOGORI

Standard Series Specifications

Standard Series, Panel Mount & Female Pin

Description	Panel Front Mount, Screw Type, PCB	Panel Front Mount, Lock Bayonet Type, PCB	Panel Front Mount, Push Lock Type, PCB
Figure			

Drawing			
---------	---	--	---

Part Number	Contacts	Part Number	Contacts	Part Number	Contacts	Part Number
		2	22002615-02	2	22002625-02	2
	3	22003615-02	3	22003625-02	3	22003635-02
	4	22004615-02	4	22004625-02	4	22004635-02
	5	22005615-02	5	22005625-02	5	22005635-02
	6	22006615-02	6	22006625-02	6	22006635-02
	2+4	22204615-02	2+4	22204625-02	2+4	22204635-02
	2+6	22206615-02	2+6	22206625-02	2+6	22206635-02

Specifications

Number of Contacts	2	3	4	5	6	2+4	2+6
Wire Gauge	0.823mm ² (18AWG)			0.519mm ² (20AWG)		0.823mm ² (18AWG)*2C 0.34mm ² (22AWG)*4C	0.519mm ² (20AWG)*2C 0.34mm ² (22AWG)*6C
Panel Thickness	Max. 4.0mm			Max. 4.0mm			Max. 3.0mm
Environmental Protection	IP68			IP67			IP67
Mechanical Life	500 mating cycles						
Operating Temperature	- 45°C - 105°C						
Voltage Rating	300V	300V	125V	60V	60V	60V	30V
Rated Current (40°C)	10A	10A	10A	5A	5A	10A+2A	5A+2A