




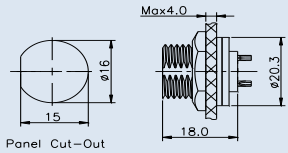
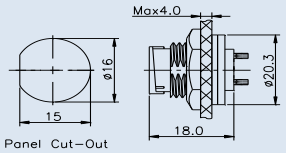
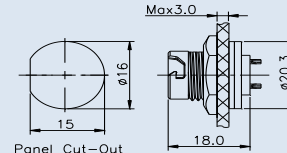
STANDARD SERIES

CHOGORI

Standard Series Specifications

Standard Series, Panel Mount & Female Pin

Description	Panel Front Mount, Screw Type, Solder	Panel Front Mount, Lock Bayonet Type, Solder	Panel Front Mount, Push Lock Type, Solder
Figure			

Drawing			
---------	---	--	---

Part Number	Contacts	Part Number	Contacts	Part Number	Contacts	Part Number
	2	22002615-01	2	22002625-01	2	22002635-01
3	22003615-01	3	22003625-01	3	22003635-01	
4	22004615-01	4	22004625-01	4	22004635-01	
5	22005615-01	5	22005625-01	5	22005635-01	
6	22006615-01	6	22006625-01	6	22006635-01	
2+4	22204615-01	2+4	22204625-01	2+4	22204635-01	
2+6	22206615-01	2+6	22206625-01	2+6	22206635-01	

Specifications

Number of Contacts	2	3	4	5	6	2+4	2+6
Wire Gauge	0.823mm ² (18AWG)			0.519mm ² (20AWG)		0.823mm ² (18AWG)*2C 0.34mm ² (22AWG)*4C	0.519mm ² (20AWG)*2C 0.34mm ² (22AWG)*6C
Panel Thickness	Max. 4.0mm			Max. 4.0mm			Max. 3.0mm
Environmental Protection	IP68			IP67			IP67
Mechanical Life	500 mating cycles						
Operating Temperature	- 45°C - 105°C						
Voltage Rating	300V	300V	125V	60V	60V	60V	30V
Rated Current (40°C)	10A	10A	10A	5A	5A	10A+2A	5A+2A