




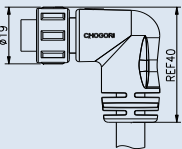
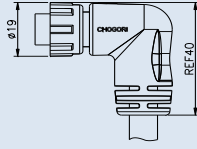
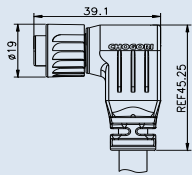
# STANDARD SERIES

## CHOGORI

### Standard Series Specifications

#### Standard Series, Male Connector & Female Pin

Description	Molded with Cable, 90° Screw Type, Solder	Molded with Cable, 90° Lock Bayonet Type, Solder	Molded with Cable, 90° Push Lock Type, Solder
Figure			

Drawing			
---------	---	---	---

Part Number	Screw Type			Lock Bayonet Type			Push Lock Type		
	Contacts	Cable Range(mm)	Part Number	Contacts	Cable Range(mm)	Part Number	Contacts	Cable Range(mm)	Part Number
	2	Max. 9.0	22002214-01-XXX	2	Max. 9.0	22002224-01-XXX	2	Max. 9.0	22002234-01-XXX
	3	Max. 9.0	22003214-01-XXX	3	Max. 9.0	22003224-01-XXX	3	Max. 9.0	22003234-01-XXX
	4	Max. 9.0	22004214-01-XXX	4	Max. 9.0	22004224-01-XXX	4	Max. 9.0	22004234-01-XXX
	5	Max. 9.0	22005214-01-XXX	5	Max. 9.0	22005224-01-XXX	5	Max. 9.0	22005234-01-XXX
	6	Max. 9.0	22006214-01-XXX	6	Max. 9.0	22006224-01-XXX	6	Max. 9.0	22006234-01-XXX
	2+4	Max. 9.0	22204214-01-XXX	2+4	Max. 9.0	22204224-01-XXX	2+4	Max. 9.0	22204234-01-XXX
	3+4	Max. 9.0	22304214-01-XXX	3+4	Max. 9.0	22304224-01-XXX	3+4	Max. 9.0	22304234-01-XXX
	8	Max. 9.0	22008214-01-XXX	8	Max. 9.0	22008224-01-XXX	8	Max. 9.0	22008234-01-XXX
	10	Max. 9.0	22010214-01-XXX	10	Max. 9.0	22010224-01-XXX	10	Max. 9.0	22010234-01-XXX
	12	Max. 9.0	22012214-01-XXX	12	Max. 9.0	22012224-01-XXX	12	Max. 9.0	22012234-01-XXX

Specifications										
Number of Contacts	2	3	4	5	6	2+4	3+4	8	10	12
Wire Gauge	0.823mm <sup>2</sup> (18AWG)			0.519mm <sup>2</sup> (20AWG)		0.823mm <sup>2</sup> (18AWG)*2C/3C 0.519mm <sup>2</sup> (20AWG)*4C		0.519mm <sup>2</sup> (20AWG)	0.34mm <sup>2</sup> (22AWG)	
Cable Range	Max. 9.0 mm									
Environmental Protection	IP67					IP67			IP67	
Mechanical Life	500 mating cycles									
Operating Temperature	- 40°C - 80°C									
Voltage Rating	300V	300V	125V	60V	60V	60V	60V	60V	30V	30V
Rated Current(40°C)	10A	10A	10A	5A	5A	10A+5A	10A+2A	5A	2A	2A