




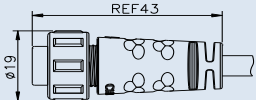
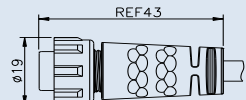
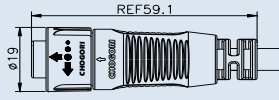
STANDARD SERIES

CHOGORI

Standard Series Specifications

Standard Series, Male Connector & Female Pin

| | | | |
|-------------|---|--|---|
| Description | Molded with Cable, 180° Screw Type, Solder | Molded with Cable, 180° Lock Bayonet Type, Solder | Molded with Cable, 180° Push Lock Type, Solder |
| Figure |  |  |  |

| | | | |
|---------|---|--|---|
| Drawing |  |  |  |
|---------|---|--|---|

| Part Number | Screw Type | | | Lock Bayonet Type | | | Push Lock Type | | |
|-------------|------------|-----------------|-----------------|-------------------|-----------------|-----------------|----------------|-----------------|-----------------|
| | Contacts | Cable Range(mm) | Part Number | Contacts | Cable Range(mm) | Part Number | Contacts | Cable Range(mm) | Part Number |
| | 2 | Max. 9.0 | 22002213-01-XXX | 2 | Max. 9.0 | 22002223-01-XXX | 2 | Max. 9.0 | 22002233-01-XXX |
| | 3 | Max. 9.0 | 22003213-01-XXX | 3 | Max. 9.0 | 22003223-01-XXX | 3 | Max. 9.0 | 22003233-01-XXX |
| | 4 | Max. 9.0 | 22004213-01-XXX | 4 | Max. 9.0 | 22004223-01-XXX | 4 | Max. 9.0 | 22004233-01-XXX |
| | 5 | Max. 9.0 | 22005213-01-XXX | 5 | Max. 9.0 | 22005223-01-XXX | 5 | Max. 9.0 | 22005233-01-XXX |
| | 6 | Max. 9.0 | 22006213-01-XXX | 6 | Max. 9.0 | 22006223-01-XXX | 6 | Max. 9.0 | 22006233-01-XXX |
| | 2+4 | Max. 9.0 | 22204213-01-XXX | 2+4 | Max. 9.0 | 22204223-01-XXX | 2+4 | Max. 9.0 | 22204233-01-XXX |
| | 3+4 | Max. 9.0 | 22304213-01-XXX | 3+4 | Max. 9.0 | 22304223-01-XXX | 3+4 | Max. 9.0 | 22304233-01-XXX |
| | 8 | Max. 9.0 | 22008213-01-XXX | 8 | Max. 9.0 | 22008223-01-XXX | 8 | Max. 9.0 | 22008233-01-XXX |
| | 10 | Max. 9.0 | 22010213-01-XXX | 10 | Max. 9.0 | 22010223-01-XXX | 10 | Max. 9.0 | 22010233-01-XXX |
| | 12 | Max. 9.0 | 22012213-01-XXX | 12 | Max. 9.0 | 22012223-01-XXX | 12 | Max. 9.0 | 22012233-01-XXX |

| Specifications | | | | | | | | | | |
|--------------------------|------------------------------|------|------|------------------------------|------|---|--------|------------------------------|-----------------------------|-----|
| Number of Contacts | 2 | 3 | 4 | 5 | 6 | 2+4 | 3+4 | 8 | 10 | 12 |
| Wire Gauge | 0.823mm ² (18AWG) | | | 0.519mm ² (20AWG) | | 0.823mm ² (18AWG)*2C/3C 0.519mm ² (20AWG)*4C | | 0.519mm ² (20AWG) | 0.34mm ² (22AWG) | |
| Cable Range | Max. 9.0 mm | | | | | | | | | |
| Environmental Protection | IP67 | | | | IP67 | | | | IP67 | |
| Mechanical Life | 500 mating cycles | | | | | | | | | |
| Operating Temperature | - 40°C - 80°C | | | | | | | | | |
| Voltage Rating | 300V | 300V | 125V | 60V | 60V | 60V | 60V | 60V | 30V | 30V |
| Rated Current (40°C) | 10A | 10A | 10A | 5A | 5A | 10A+5A | 10A+2A | 5A | 2A | 2A |