




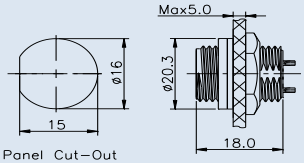
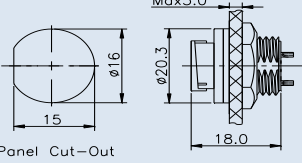
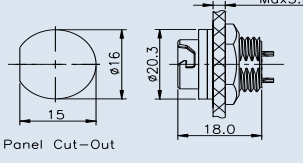
STANDARD SERIES

CHOGORI

Standard Series Specifications

Standard Series, Panel Mount & Male Pin

Description	Panel Rear Mount, Screw Type, Solder	Panel Rear Mount, Lock Bayonet Type, Solder	Panel Rear Mount, Push Lock Type, Solder
Figure			

Drawing			
---------	---	--	---

Part Number	Contacts	Part Number	Contacts	Part Number	Contacts	Part Number
	2	22002515-03	2	22002525-03	2	22002535-03
	3	22003515-03	3	22003525-03	3	22003535-03
	4	22004515-03	4	22004525-03	4	22004535-03
	5	22005515-03	5	22005525-03	5	22005535-03
	6	22006515-03	6	22006525-03	6	22006535-03
	2+4	22204515-03	2+4	22204525-03	2+4	22204535-03
	3+4	22304515-03	3+4	22304525-03	3+4	22304535-03
	8	22008515-03	8	22008525-03	8	22008535-03
	10	22010515-03	10	22010525-03	10	22010535-03
	12	22012515-03	12	22012525-03	12	22012535-03

Specifications										
Number of Contacts	2	3	4	5	6	2+4	3+4	8	10	12
Wire Gauge	0.823mm ² (18AWG)			0.519mm ² (20AWG)		0.823mm ² (18AWG)*2C/3C 0.519mm ² (20AWG)*4C		0.519mm ² (20AWG)	0.34mm ² (22AWG)	
Panel Thickness	Max. 5.0mm				Max. 5.0mm			Max. 5.5mm		
Environmental Protection	IP68				IP67			IP67		
Mechanical Life	500 mating cycles									
Operating Temperature	- 45°C - 105°C									
Voltage Rating	300V	300V	125V	60V	60V	60V	60V	60V	30V	30V
Rated Current (40°C)	10A	10A	10A	5A	5A	10A+5A	10A+2A	5A	2A	2A