




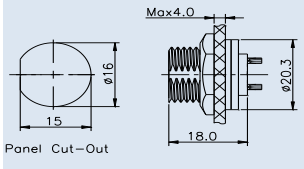
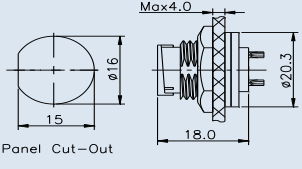
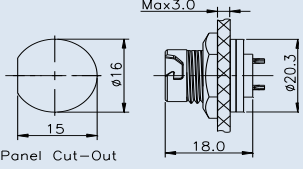
STANDARD SERIES

CHOGORI

Standard Series Specifications

Standard Series, Panel Mount & Male Pin

Description	Panel Front Mount, Screw Type, Solder	Panel Front Mount, Lock Bayonet Type, Solder	Panel Front Mount, Push Lock Type, Solder
Figure			

Drawing			
---------	---	--	---

Part Number	Contacts	Part Number	Contacts	Part Number	Contacts	Part Number
		2	22002515-01	2	22002525-01	2
	3	22003515-01	3	22003525-01	3	22003535-01
	4	22004515-01	4	22004525-01	4	22004535-01
	5	22005515-01	5	22005525-01	5	22005535-01
	6	22006515-01	6	22006525-01	6	22006535-01
	2+4	22204515-01	2+4	22204525-01	2+4	22204535-01
	3+4	22304515-01	3+4	22304525-01	3+4	22304535-01
	8	22008515-01	8	22008525-01	8	22008535-01
	10	22010515-01	10	22010525-01	10	22010535-01
	12	22012515-01	12	22012525-01	12	22012535-01

Specifications											
Number of Contacts	2	3	4	5	6	2+4	3+4	8	10	12	
Wire Gauge	0.823mm ² (18AWG)			0.519mm ² (20AWG)			0.823mm ² (18AWG)*2C/3C 0.519mm ² (20AWG)*4C		0.519mm ² (20AWG)		0.34mm ² (22AWG)
Panel Thickness	Max. 4.0mm					Max. 4.0mm			Max. 3.0mm		
Environmental Protection	IP68					IP67			IP67		
Mechanical Life	500 mating cycles										
Operating Temperature	- 45°C - 105°C										
Voltage Rating	300V	300V	125V	60V	60V	60V	60V	60V	30V	30V	
Rated Current (40°C)	10A	10A	10A	5A	5A	10A+5A	10A+2A	5A	2A	2A	