



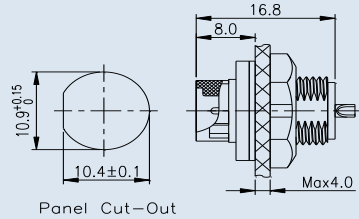
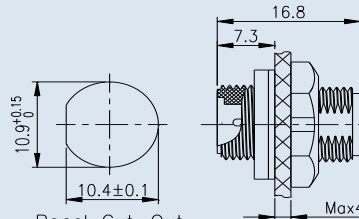
MINI SERIES





CHOGORI

MINI Series Specifications

Mini Series , Rear Panel Mount & Male pin

Description	Rear Panel Mount Lock Bayonet Type, Solder	Rear Panel Mount Screw Type, Solder
Figure		

Drawing	 <p>Panel Cut-Out</p>	 <p>Panel Cut-Out</p>
---------	--	---

Part-No.	Contacts	Part-Number	Contacts	Part-Number
	2	21002525-03 	2	21002515-03 
	3	21003525-03 	3	21003515-03 
	4(5A)	21004525-03	4(5A)	21004515-03
	4(2A)	21004525-04	4(2A)	21004515-04
	5	21005525-03	5	21005515-03
	6	21006525-03	6	21006515-03
	2+4	21204525-03	2+4	21204515-03
	7	21007525-03	7	21007515-03
	8	21008525-03	8	21008515-03

Specifications										
Number of Contacts	2	3	4	4	5	6	2+4	7	8	
Wire Gauge	0.519mm ² (20AWG)				0.34mm ² (22AWG)					
Panel Thickness	Max. 4.0mm									
Environmental Protection	IP67/IP68									
Mechanical Life	500 mating cycles									
Operating Temperature	- 45°C - 105°C									
Voltage Rating	110V	110V	110V	110V	50V	50V	50V	50V	50V	50V
Rated Current(40°C)	5A	5A	5A	2A	2A	2A	5+2A	2A	2A	2A