


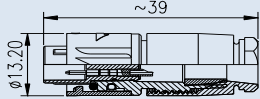
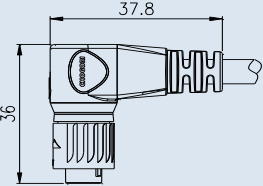











500 SERIES

CHOGORI

500 Series Specifications

500 Series , Male Connector & Male Pin

Description	Field Installable, 180° Push Lock Type, Solder	Molded, 180° Push Lock Type, Solder	Molded, 90° Push Lock Type, Solder
Figure			
Drawing			

Part-No.	180° Field Installable			180° Molded			90° Molded		
	Contacts	Cable Range(mm)	Part-Number	Contacts	Cable Range(mm)	Part-Number	Contacts	Cable Range(mm)	Part-Number
	1	2.9 - 6.3	11001131-01	1	Max. 6.3	11001133-01-XXX	1	2.9 - 6.3	11001134-01-XXX
	2	2.9 - 6.3	11002131-01 	2	Max. 6.3	11002133-01-XXX 	2	2.9 - 6.3	11002134-01-XXX 
	3	2.9 - 6.3	11003131-01 	3	Max. 6.3	11003133-01-XXX 	3	2.9 - 6.3	11003134-01-XXX 
	4	2.9 - 6.3	11004131-01	4	Max. 6.3	11004133-01-XXX	4	2.9 - 6.3	11004134-01-XXX
	2+2	2.9 - 6.3	11202131-01	2+2	Max. 6.3	11202133-01-XXX	2+2	2.9 - 6.3	11202134-01-XXX
	5	2.9 - 6.3	11005131-01	5	Max. 6.3	11005133-01-XXX	5	2.9 - 6.3	11005134-01-XXX
	6	2.9 - 6.3	11006131-01	6	Max. 6.3	11006133-01-XXX	6	2.9 - 6.3	11006134-01-XXX
	7	2.9 - 6.3	11007131-01	7	Max. 6.3	11007133-01-XXX	7	2.9 - 6.3	11007134-01-XXX
	8	2.9 - 6.3	11008131-01	8	Max. 6.3	11008133-01-XXX	8	2.9 - 6.3	11008134-01-XXX
	10	2.9 - 6.3	11010131-01 	10	Max. 6.3	11010133-01-XXX 	10	2.9 - 6.3	11010134-01-XXX 
	14	2.9 - 6.3	11014131-01	14	Max. 6.3	11014133-01-XXX	14	2.9 - 6.3	11014134-01-XXX

Specifications											
Number of Contacts	1	2	3	4	2+2	5	6	7	8	10	14
Wire Gauge	0.34mm ² (22AWG)						0.14mm ² (26AWG)				
Cable Range	2.9mm - 6.3mm										
Environmental Protection	IP65/IP67										
Mechanical Life	500 mating cycles										
Operating Temperature	- 45°C - 105°C										
Voltage Rating	110V	110V	110V	110V	110V	60V	60V	60V	60V	30V	30V
Rated Current(40°C)	2A	2A	2A	2A	5A+2A	2A	2A	2A	2A	1A	1A