

The SE 1000 Series is PCB-mounting Filters.



SE1000
Metal housing



SE1001
Black plastic housing



SE1002
White plastic housing



Description :

- The SE 1000 PCB filter is a single-phase filter designed for easy and fast PCB-mounting.
- Rated currents from 0.5 to 10A.
- Compact unit, light weight, PCB through hole mounting.
- High quality components ensure the safety and reliability of filters.
- Optional metal or plastic housing.
- Customized acceptable.
- Optional DC version(D type)

Typical Applications :

- Single-phase power supplies, switch-mode power supplies.
- Small to medium-sized machines and household equipment.
- Electrical and electronic equipment.
- Test and measurement equipment.

Electrical Schematic :

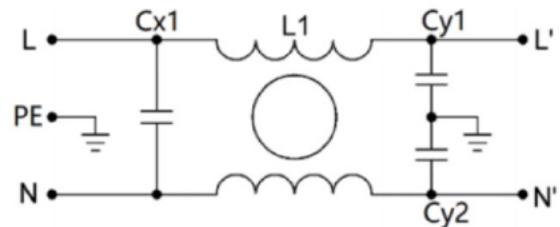


Fig 1

Specification :

Rated Voltage:	120/250VAC
Rated Current:	1A ~ 6A
Operating Frequency:	DC-60Hz
Temperature range:	HPF 25/085/21
Test Voltage (1min):	
Line to Ground:	2000VAC
Line to Line:	1450VDC

Filter Selection Table :

Filter	Rated Current (A)	Rated Voltage (V)	Leakage Current (mA)	Input/Output Connections	Electrical Schematic	Dimension
SE1000-1-02	1	120/250	0.5	02	1	1
SE1000-3-02	3	120/250	0.5	02	1	1
SE1000-6-02	6	120/250	0.5	02	1	1
SE1001-1-02	1	120/250	0.5	02	1	2
SE1001-3-02	3	120/250	0.5	02	1	2
SE1001-6-02	6	120/250	0.5	02	1	2
SE1002-1-02	1	120/250	0.5	02	1	3
SE1002-3-02	3	120/250	0.5	02	1	3
SE1002-6-02	6	120/250	0.5	02	1	3

Mechanical Dimension:

(Unit:mm)

All dimensions in mm; 1 inch=25.4mm

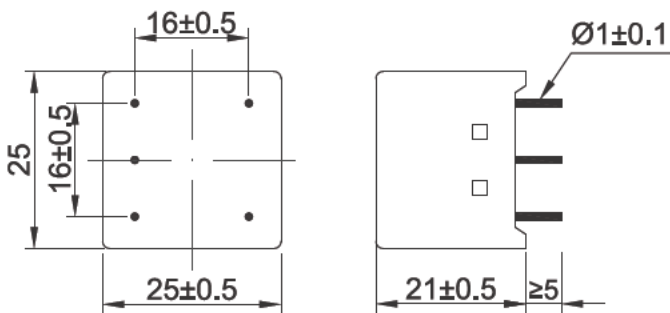


Fig 1

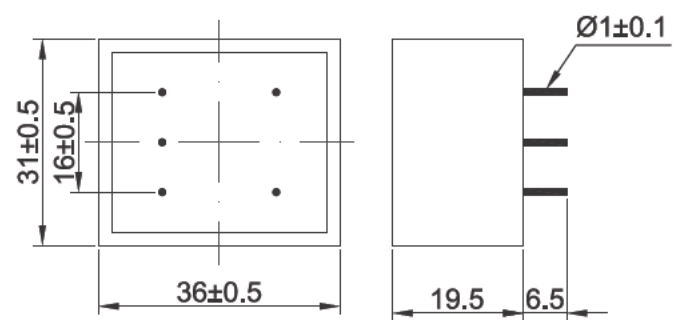


Fig 2

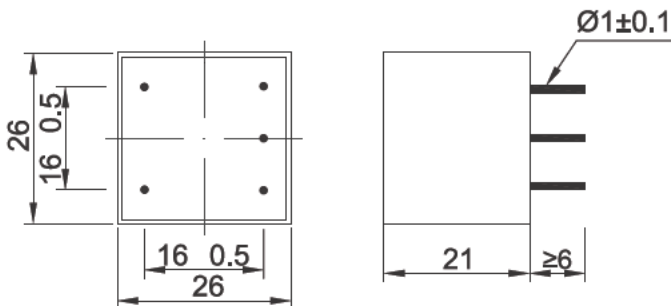
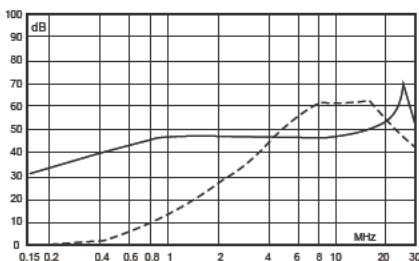


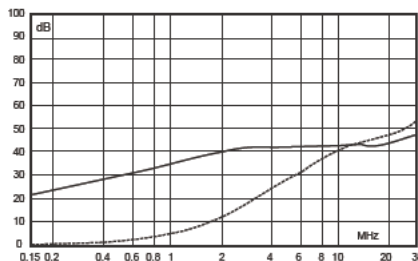
Fig 3

Insertion Loss in dB:

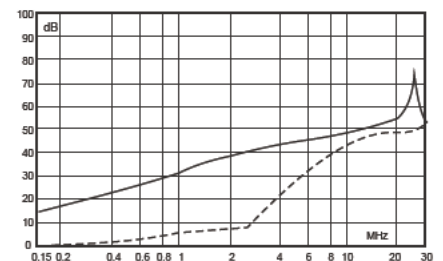
(Measured in 50Ω system , as IEC/CISPR NO.17)



1A



3A



6A

----- Differential Mode
 ——— Common Mode