

DLM/24/I
Laterale mm24
Side mm24
Spazio utile
mm 22,5
Usable space
mm 22,5

DLM/A
Aggancio per barra
Rail Foot

DLM/22/I
Intermedia mm 22,5
Mid mm22,5

DLM/10/I
Intermedia mm 10,30
Mid mm 10,30

Laterale mm12
Side mm 12

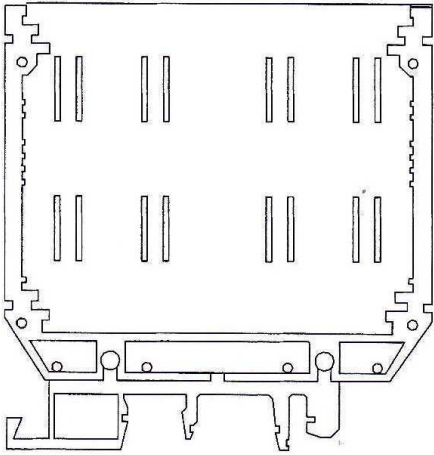
DLM/12/LA
areato
vented walls

DLM/12/L
non areato
not vented walls

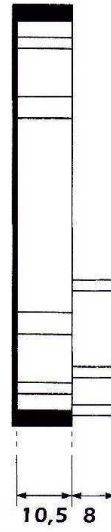
Le schede elettroniche possono essere disposte su più strati. La guida inferiore può essere utilizzata come piastra di dissipazione. I laterali dispongono di guide verticali e possono essere chiusi o ventilati.

The electronics can be sandwich-mounted. The lowest guide can accommodate a plain heat-sink. The sides are provided with vertical guides and they can be closed or vented.

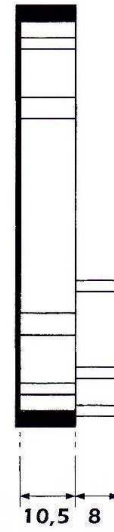
Laterale - Side



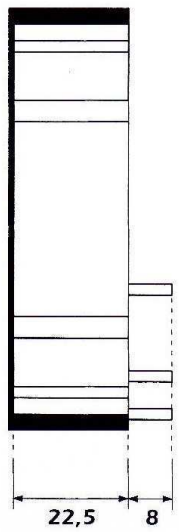
DLM/1 2/L



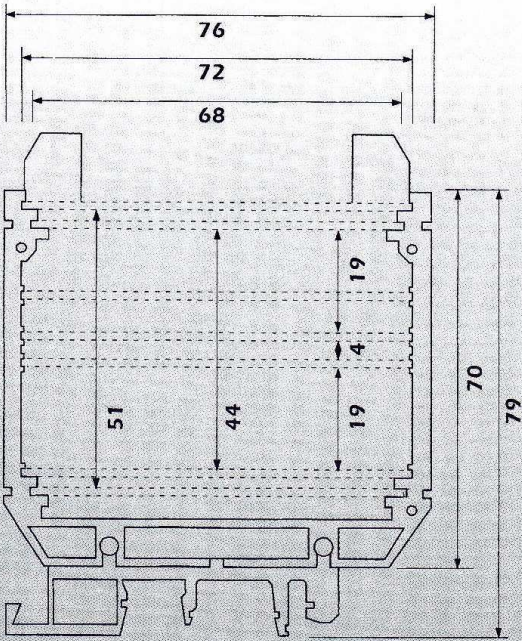
DLM/1 2/LA



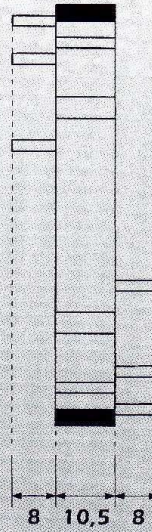
DLM/2 4/L



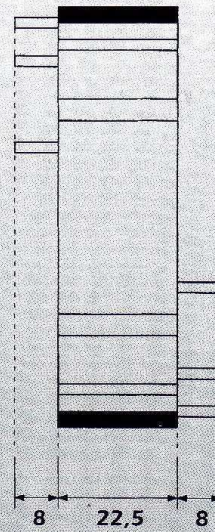
Intermedio - Mid



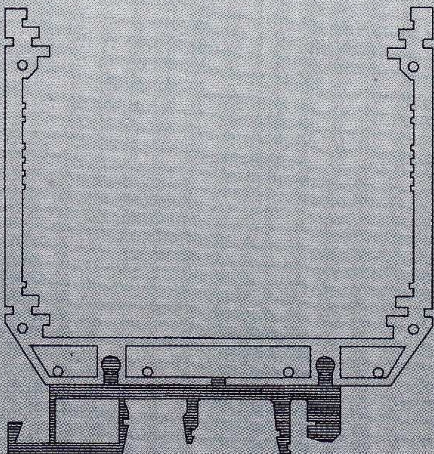
DLM/1 0/I



DLM/2 2/I



Intermedio - Mid



DLM/A

