



FTCAP
FISCHER & TAUSCHE
CAPACITORS

FTCAP IS NOW MERSEN

merseN

ELECTROLYTIC CAPACITORS

PRODUCT RANGE




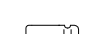
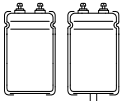

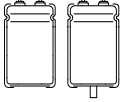
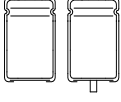
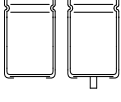






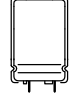
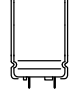
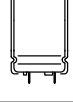






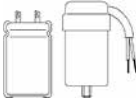
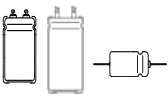
www.atd-elektronik.cz

www.ftcap.de

MADE
IN
GERMANY

Aluminium Electrolytic Capacitors

Series	Design	Application	Page
A		Axial leaded, 85°C	10
AH		Axial leaded, 105°C	14
AG		Axial leaded, 125°C	18
ATBI/ ATBIG		Axial leaded, bipolar, HI-FI	20
GM		High currents / small dimensions, 85°C	24
GMX		High currents long - life type, 85°C	30
G		High currents, 105°C	36
GG		High currents, 125°C	42
GF		Self extinguishing electrolyte, 85°C	44
GW		Highest currents, 105°C	48
SI		Snap-in, 85°C	52
SIH		Snap-in, 105°C	60

Series	Design	Application	Page
SIG		Snap-in, 125°C	66
GS		DIN terminals, 85°C	70
GSH		DIN terminals, 105°C	76
GSG		DIN terminals, 125°C	82
LF		High currents with solder lugs, 85°C	86
LFH		High currents with solder lugs, 105°C	92
S		Central mounting, 85°C	98
SZ		Central mounting double capacitance, 85°C	98
SH		Central mounting, 105°C	102
MDK		Motor start	106
MEK		Motor start	108
E-Type		Flash capacitors	110

On the following pages you can find a detailed index.

This brochure replaces the previous edition. Updated information may be published on [ftcap website](http://ftcap.com). This brochure describes typical product characteristics that shall not be considered as guaranteed values. Although the text is accurate to the best of our knowledge when printed, we reserve the right to make change without prior notice.

Stand: 12/2019

Aluminium Electrolytic Capacitors

GENERAL INFORMATION.....	4
1. Construction of Aluminium Electrolytic Capacitors	4
2. Different types of foil	5
3. Parameter	6
3.1 Rated Voltage	6
3.2 Surge Voltage	6
3.3 Ripple Voltage.....	6
3.4 Maximum Reverse Voltage.....	6
3.5 Rated Capacitance	6
3.6 DC and AC Capacitance.....	6
3.7 Capacitance vs Temperature and Frequency	6
3.8 ESR	7
3.9 ESL	7
3.10 Dissipation factor $\tan \delta$ (DF)	7
3.11 Impedance Z	7
4. Mounting	7
5. Thermal Model.....	8
6. Quality.....	9
6.1 Certification.....	9
7. Safety Precautions-Environmental aspects	9
7.1 Charged Capacitors.....	9
7.2 Misapplication.....	9
7.3 Operating Electrolytes	9
7.4 RoHS	9
7.5 Disposal	9
Axial Capacitors.....	10
Type A.....	10
Type AH.....	14
Type AG.....	18
Type ATBI / ATBIG.....	20
Screw Terminal Capacitors	24
Type GMA / GMB.....	24
Type GMXA / GMXB	30
Type GA / GB.....	36
Type GGA / GGB	42
Type GFA / GFB	44
Type GW.....	48
Snap-in Capacitors	52
Type SI / SI4P.....	52
Type SIH / SI4PH	60
Type SIG / SI4PG	66
Capacitors for PCB mounted (DIN-Type)	70
Type GS.....	70
Type GSH	76
Type GSG.....	82
Solder Lug Capacitors	86
Type LF.....	86
Type LFH	92
Central mounted Capacitors	98
Type S / SZ.....	98
Type SH.....	102
Motor - Start Capacitors	106
Type MDK.....	106
Type MEK	108
Photoflash Capacitors	110
Accessory equipment	112
Insulating disks and nuts	112
Discharge / Balancing Resistor	113
Nylon Clamps	113

Aluminium Electrolytic Capacitors

■ GENERAL INFORMATION

FTCap GmbH, Fischer und Tausche Capacitors has been a manufacturer of capacitors since 1948. Many years of experience, continuous research & development and the latest state of the art production machinery guarantees products of the highest quality.

■ ALUMINIUM ELECTROLYTIC CAPACITORS

Polarized capacitors

- general industrial
- inverter
- telecommunications
- switch mode power supplies
- photovoltaic
- wind power plants
- medical
- smoothing and filtering
- welding and photo flash applications

Non polarized capacitors

- audio-video applications

Charging capacitors for photo flash capacitor banks

- single phase motor starting

■ 1. CONSTRUCTION OF ALUMINIUM ELECTROLYTIC CAPACITORS

High gain etched anode foil with the thick oxide layer, which is produced by the forming-process, is shown at the top of figure 2. The cathode foil with a much thinner oxide layer is arranged at the bottom. Layers of papers are separating both foils. The electrolyte fills up the pores of the aluminium foils and contacts the anode and cathode surface to establish the capacitance. The dielectric consists of the oxide layers of the anode foil respectively the cathode foil. This construction builds two capacitances: the anode and the cathode capacitances. Because of the thicker oxide layer the anode capacitance is normally much smaller than the cathode capacitance.

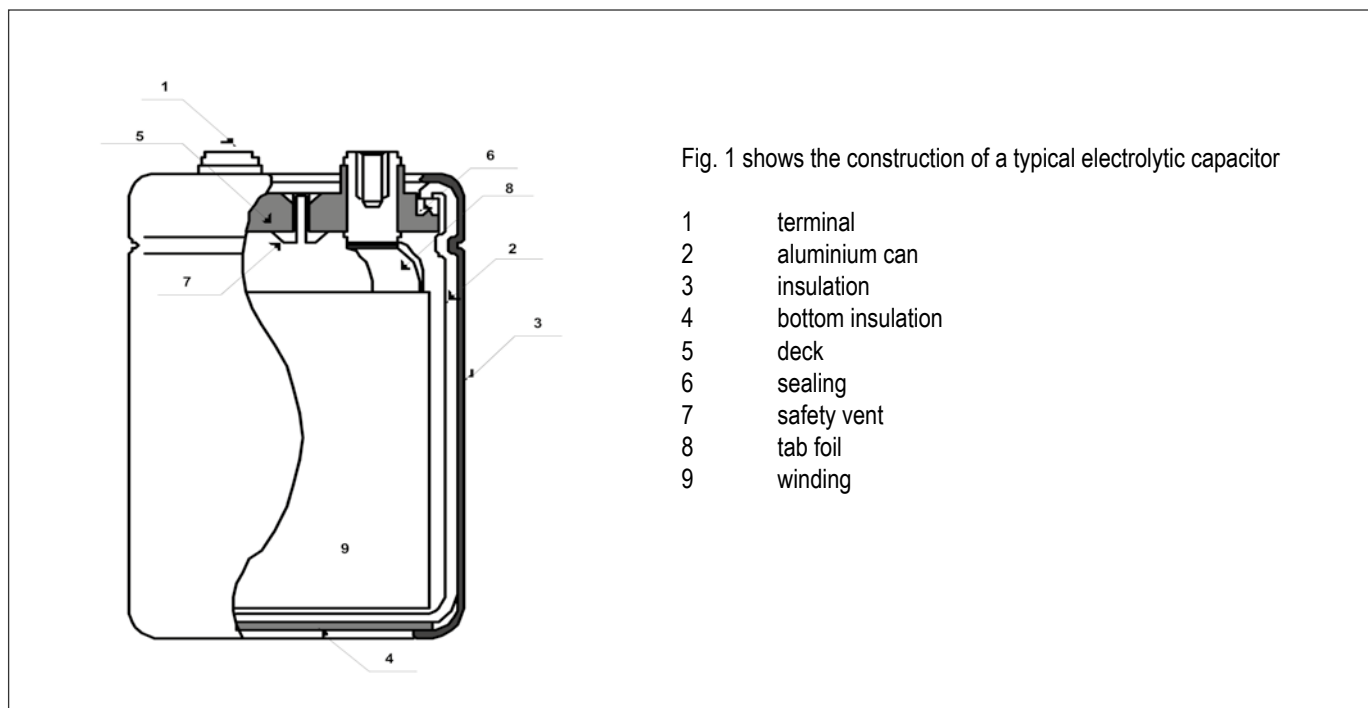
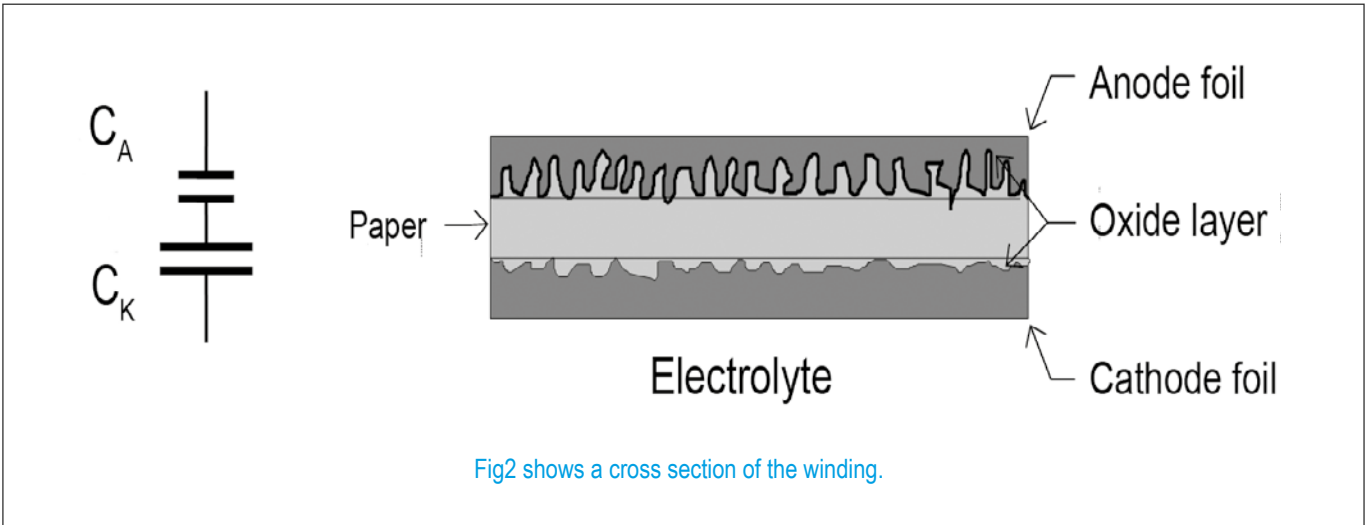


Fig. 1 shows the construction of a typical electrolytic capacitor

- | | |
|---|-------------------|
| 1 | terminal |
| 2 | aluminium can |
| 3 | insulation |
| 4 | bottom insulation |
| 5 | deck |
| 6 | sealing |
| 7 | safety vent |
| 8 | tab foil |
| 9 | winding |

Aluminium Electrolytic Capacitors



If two capacitors are connected in series, the total capacitance results from the relationship

$$C_G = \frac{C_A \cdot C_K}{C_A + C_K}$$

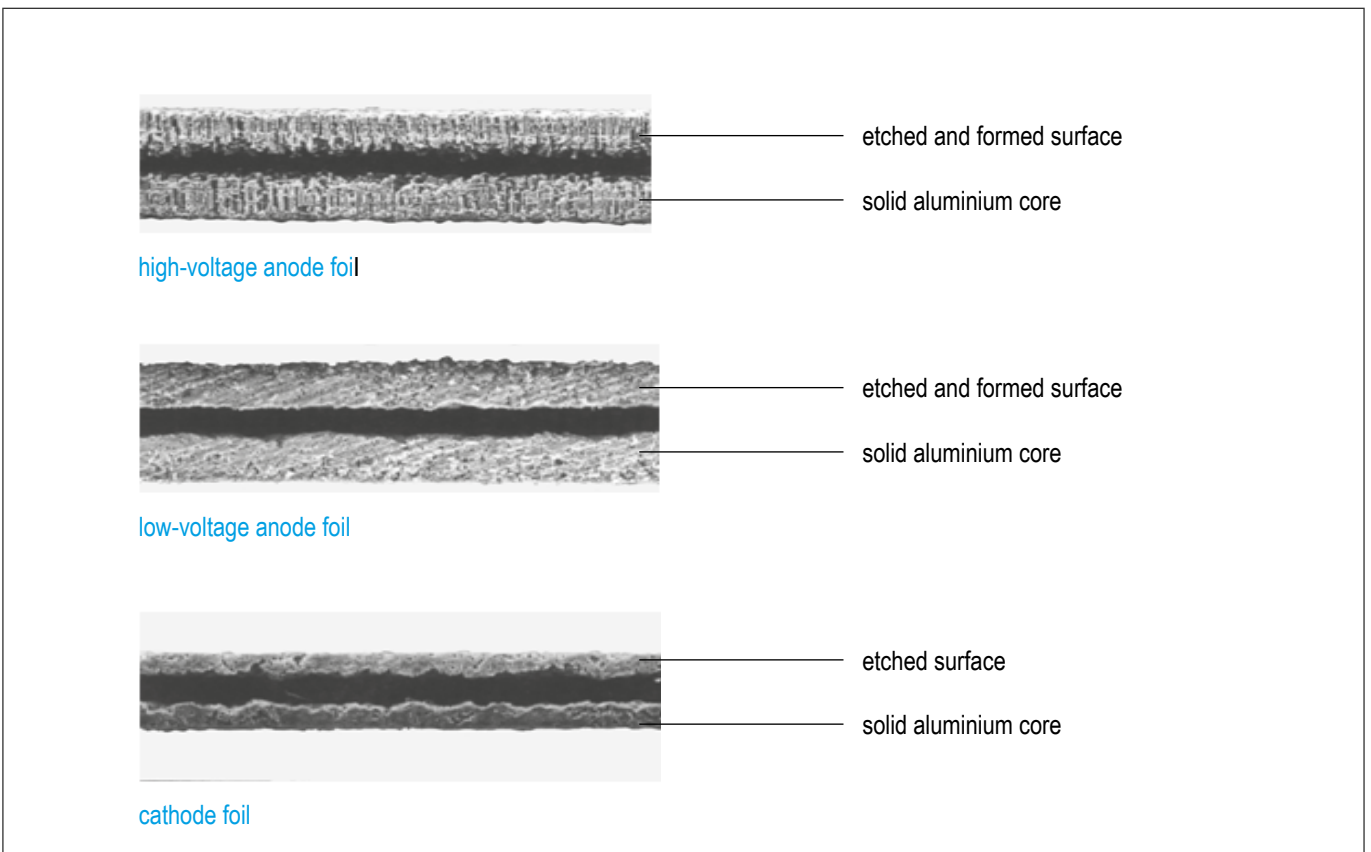
If $C_A \ll C_K$ it follows $C_G \approx C_A$. (aspired normal case)

This means the anode capacitance determines the capacitance of the whole capacitor (the cathode foil slightly decreases the capacitance). To accomplish that, highly etched cathode foils are necessary.

Nonpolarized electrolytic capacitors use the same foil for anode and cathode ($C_A = C_K$) Therefore the capacitance of these capacitors are given by $C_G = 0,5 \cdot C_A$.

It is obvious that a nonpolarized electrolytic capacitor needs two times the space of a polarized capacitor.

2. DIFFERENT TYPES OF FOIL



Aluminium Electrolytic Capacitors

3. PARAMETER

3.1. RATED VOLTAGE

The rated voltage (UR) is the voltage the capacitor is designed for. This voltage may be applied continuously to the capacitor over the full temperature range.

3.2. RIPPLE VOLTAGE

In many applications the voltage applied to capacitors is a combination of direct and alternating voltage. Pay attention to the following points:

- The superposition of AC and DC must not exceed the rated voltage
- Reverse voltage is not allowed
- The applied ripple current must not exceed the rated ripple current

1.4. MAXIMUM REVERSE VOLTAGE

The Aluminium Electrolytic Capacitor is a polar component. Diodes with a max. conducting state voltage of 0.8 V could be used to prevent reverse polarity voltage. Single short time reverse polarity of $V < 1.5 V$ for $t < 1 s$ is tolerated.

1.5. RATED CAPACITANCE

The rated capacitance is usually determined at 100 Hz and 20 °C . In general the rated capacitance is marked on the capacitor in μF .

1.6. DC AND AC CAPACITANCE

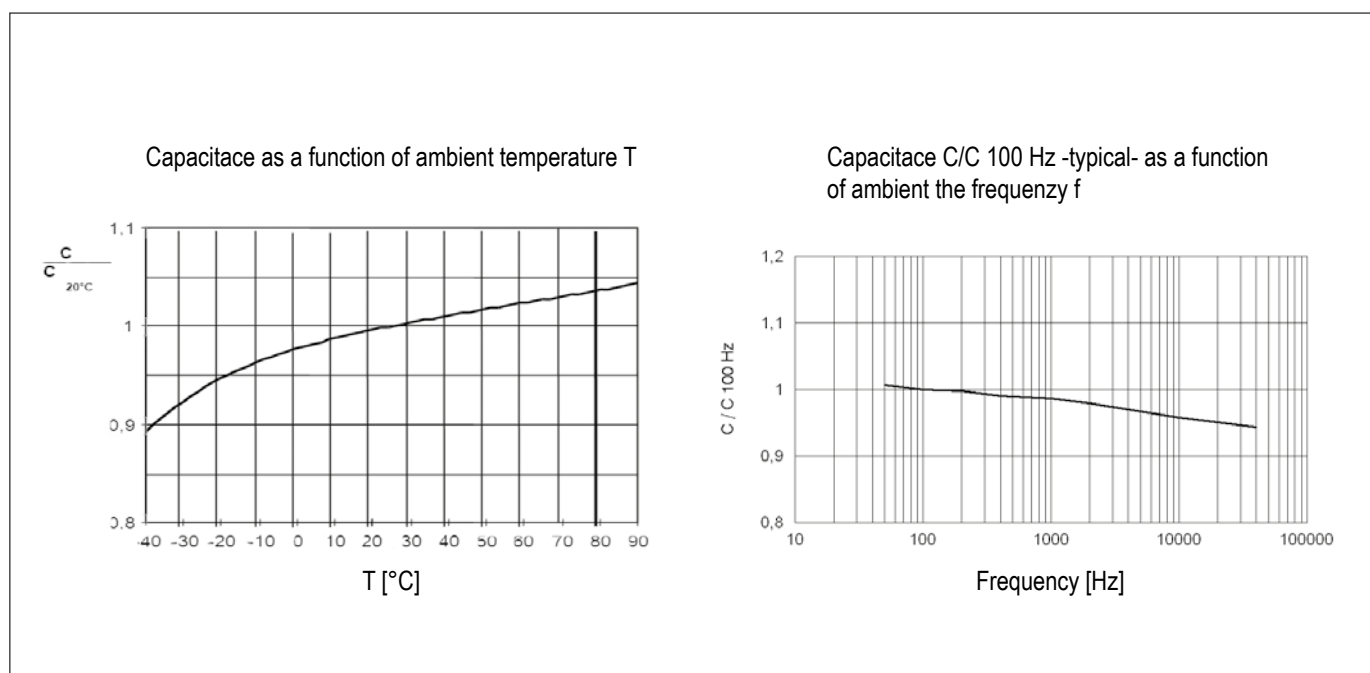
The capacitance determined by AC measurements is smaller than the capacitance determined by charge / discharge measurements. In most applications the capacitor is applied to an alternating voltage so in general the capacitance is measured with the AC method.

1.7. CAPACITANCE VS TEMPERATURE AND FREQUENCY

The capacitance varies with temperature and frequency

- The capacitance increases with increasing temperature
- The capacitance decreases with increasing frequency

The following diagrams illustrate these interdependent relationships.



Stand: 12/2019

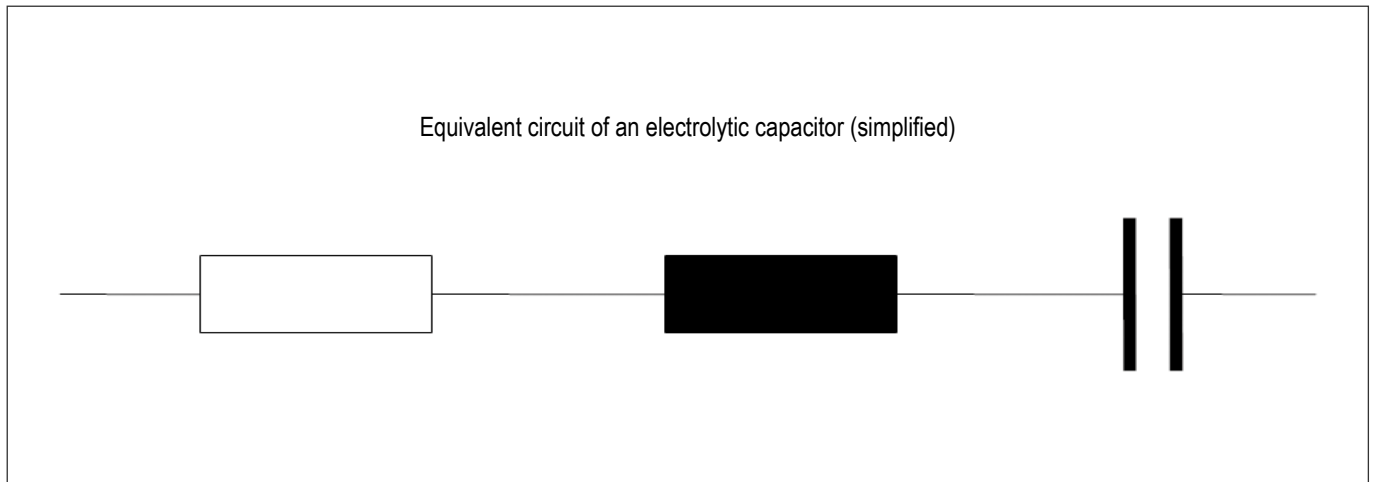
Aluminium Electrolytic Capacitors

3.8. ESR

The equivalent series resistance represents the losses of a capacitor (the resistance of the foil, electrolyte, terminals). The ESR depends on frequency and temperature.

3.9. ESL

The equivalent series inductance represents the inductive part of the capacitor (leads, foil). The ESL depends mainly on the frequency.



3.10. DISSIPATION FACTOR TAN Δ (DF)

The dissipation factor is defined as the power loss of the capacitor divided by the reactive power of the capacitor.

$$\tan \delta = ESR \cdot \omega \cdot CS$$

In general the DF is measured at 100 Hz and 20 °C.

3.11. IMPEDANCE Z

The impedance of the capacitor is given by the ESR, ESL and the capacitance.

The impedance depends on the temperature and the frequency. The impedance is normally measured at 10 kHz.

4. MOUNTING

Position for screw terminal capacitors

Upright position is recommended to prevent electrolyte leakage in case of vent opening.

Horizontal mounting is also possible but the vent must face upwards.

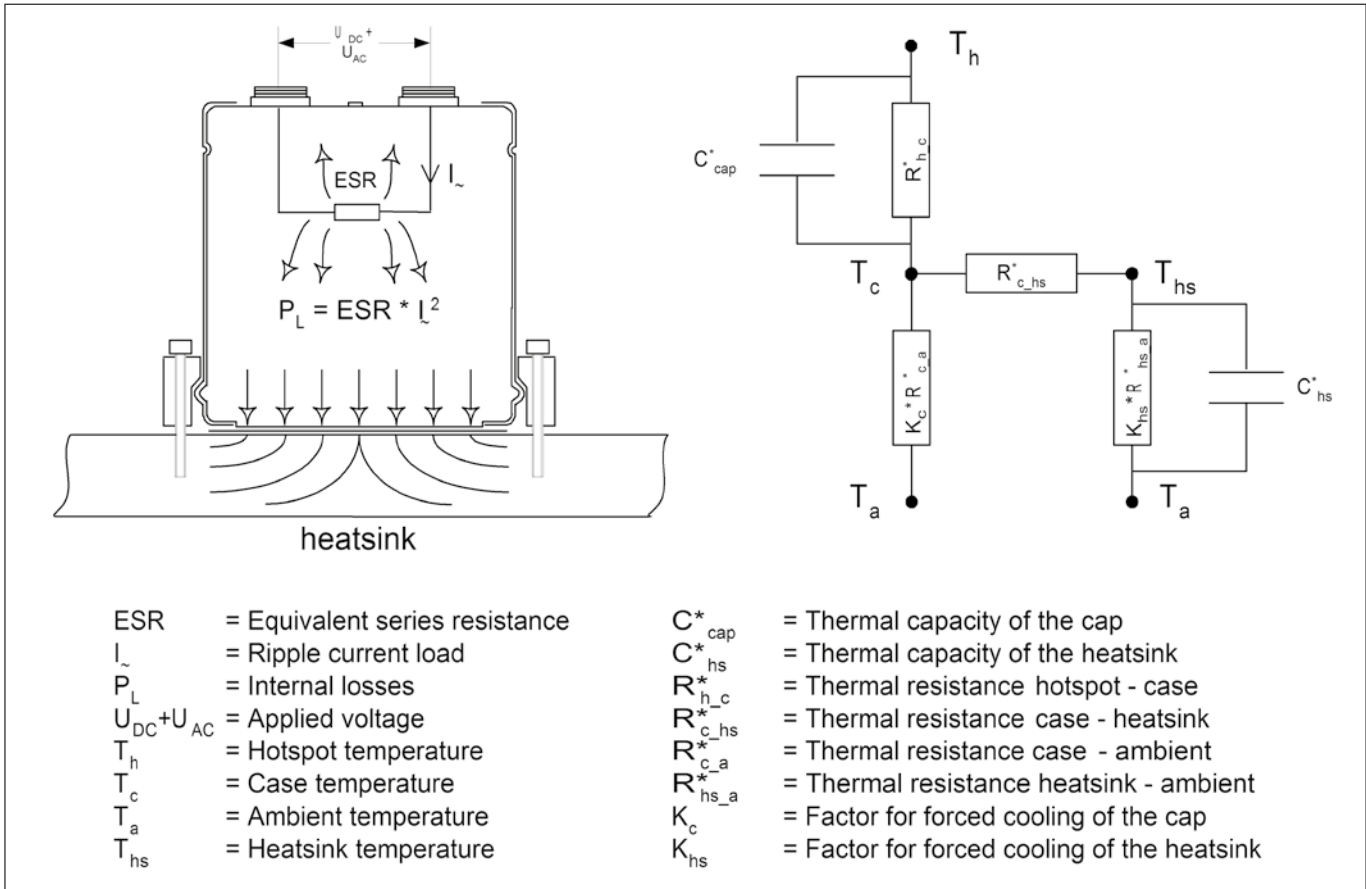
TERMINALS / MOUNTING STUD

These maximum torque values should not be exceeded.

Screw thread	Maximum torque in Nm
M4	2,0
M5	2,0
M6	2,5
M8	4,0
M12	10,0

Aluminum Electrolytic Capacitors

5. THERMAL MODEL



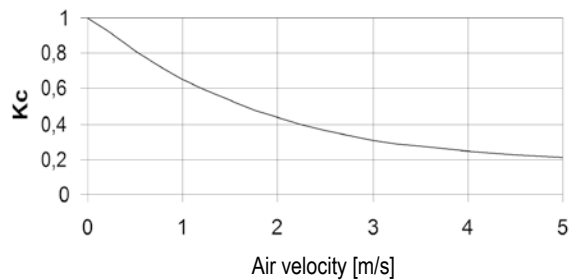
INTERNAL LOSSES

$$P_L = ESR * I_{\sim}^2$$

THERMAL RESISTANCE HOTSPOT-AMBIENT

$$R_{h_a}^* = R_{h_c}^* \frac{K_c * R_{c_a}^* * R_{c_{hs}}^*}{K_c * R_{c_a}^*} + \frac{K_{hs} * R_{hs_a}^*}{K_{hs} * R_{hs_a}^*}$$

FACTOR KC FOR FORCED COOLING OF THE CAP



VALUES FOR SERIE GW

	Ca 50 * 69	Ca 75 * 69	Can 90 * 69	Can 90 * 98
$R_{h_c}^*$	0,6 / W	0,6 / W	0,6 / W	0,7 / W
$R_{c_a}^*$	5,3 / W	3,3 / W	2,6 / W	2,2 / W

HOTSPOT TEMPERATURE OVER TIME (CURRENTSTEP FUNCTION)

$$T_{h(t)} = T_{h(t_0)} + P_L * R_{h_a}^* * (1 - e^{-\frac{t}{th}})$$

with

$$th = R_{h_a}^* * C_{cap}^* + C_{hs}^*$$

if $R_{c_{hs}}^* = 0$

P_L Transient losses

Aluminum Electrolytic Capacitors

■ 6. QUALITY

■ 6.1. CERTIFICATION

Quality is the main reason of our success. Without ignoring the importance of price of course, customers choose and remain with Fischer & Tausche Capacitors to satisfy their needs for top quality capacitors. It is therefore our pledge to continue producing and delivering top quality capacitors as efficiently as possible.

In addition to our commitment to quality, we are also committed to a healthy environment. That is why each and every one of our employees, from top management down to the workshop, accepts his or her environmental responsibilities and strives to work as effectively and efficiently as possible.

Intermediate testing is carried out through the entire production process in addition to the 100% final testing of each capacitor before shipment. All of our employees know that quality is the top priority for our customers. Workers participate in the process of continued improvement, quite often by anticipating. The result is uninterrupted flow production. Fischer & Tausche Capacitors are certified 9001:2008. The company certificate is available on the Fischer & Tausche Capacitors website www.ftcap.de.

■ 7. SAFETY

■ 7.1. CHARGED CAPACITORS

Electrolytic capacitors may store high amounts of energy (especially photo flash and high voltage capacitors). To avoid electrical shocks and sparks always discharge electrolytic capacitors before handling. For higher voltage it is recommended to shorten the terminals during handling.

■ 7.2. DANGER OF USE AND ABUSE

Explosions of electrolytic capacitors may occur if the capacitor is exposed to

- reverse voltage above specified limit
- voltage above specified limit
- ripple currents above specified limit
- ambient temperatures above specified limit
- high mechanical impact

■ 7.3. OPERATING ELECTROLYTES

Principally operating electrolytes used in Fischer & Tausche Capacitors products do not contain dangerous substances. However, in rare exceptional cases it is necessary to use certain substances to achieve certain physical chemical or electrical properties. In these cases the concentration is reduced to an absolute minimum.

Generally the following safety hints should be respected using operating electrolytes:

Avoid skin and eye contact. Should the electrolyte come into contact with skin, immediately rinse with abundant amounts of fresh water. Eyes must be rinsed at least 15 min under flowing cold water. Consult your doctor immediately with complaints. Inhaling electrolyte steams or vapors must be avoided. Work area must be well ventilated. Clothes coming into contact with electrolyte should be washed and cleaned.

■ 7.4. ROHS

All Fischer & Tausche Capacitors products are fully compliant with the RoHS Directive 2005/618/EC.

■ 7.5. DISPOSAL

Aluminium Electrolytic Capacitors can be disposed or recycled. The disposal rules are governed by the national and local authorities and have to be taken into consideration. The European Waste Code No. is 160214



AXIAL TERMINALS

LOW MOUNTING HEIGHT

HIGH CV PRODUCT

LONG LIFE 5000 H @ 85 °C

■ FEATURES

- All contacts welded
- High CV product
- Welded axial leads
- High reliability

■ APPLICATIONS

- HiFi
- Industrial
- Tube amplifier

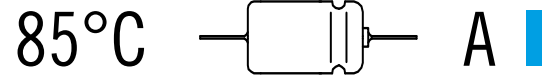
RoHS compliant
REACH compliant

■ GENERAL SPECIFICATIONS

Items	Characteristics
Rated capacitance range C_R	4,7... 82.000 μF
Capacitance tolerance	$\pm 20\%$
Rated voltage range U	16 ... 500 V
Surge voltage U_S	$U_R \leq 315 \text{ V}: U_S = 1,15 U_R$; $U_R > 315 \text{ V}: U_S = 1,10 U_R$
Max. reverse voltage	2 V
Category temperature range	- 40°C ... + 85 °C
Leakage current I_L after 5 min @ U_R	$\leq 0,008 * C_R [\mu\text{F}] * U_R [\text{V}] + 6 \mu\text{A} [\mu\text{A}]$
Useful life 5000 h @ 85 °C ; U_R ; I_R	Requirements $\Delta C/C \leq 30 \%$ of initial value ; ESR $\leq 300 \%$ of specified ; limit $I_L \leq$ specified limit
Endurance test 2000 h @ 85 °C , U_R	Requirements $\Delta C/C \leq 20 \%$ of initial value ; ESR $\leq 130 \%$ of specified ; limit $I_L \leq$ specified limit
Climatic category IEC 60068	40/085/56
Voltage proof of the external insulation	D $\leq 25 \text{ mm}: \geq 1000 \text{ V AC}$; D $> 25 \text{ mm}: \geq 2500 \text{ V AC}$
Sectional specification	IEC 60384-4
\emptyset leads	Up to 25 mm \emptyset : 0,8 mm ; more than 25 mm \emptyset : 1,0 mm

Different voltages and capacitance combinations are available on request. Also in small lots.

Stand: 12/2019



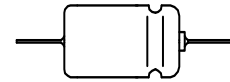
ELECTRICAL DATA AND ORDERING CODE FOR SERIES A

Rated voltage U_R [V]	Rated cap. C_R [μ F]	Case size D x L [mm]	Typ. ESR 100 Hz, 20°C [m Ω]	Ripple current IR~ 100 Hz, 85°C [A]	Order code A...
16	2200	10x30	203	0,6	22201610030
	3300	12x30	135	0,8	33201612030
	4700t	14x30	95	1,0	47201614030
	4700	14x37	95	1,1	47201614037
	5600	16x30	80	1,2	56201616030
	8200	16x39	54	1,7	82201616039
	8200	18x30	54	1,6	82201618030
	10000	18x39	45	2,0	10301618039
	12000	21x36	37	2,3	12301621036
	18000	25x38	25	3,1	18301625038
	33000	25x49	14	4,6	33301625049
	47000	30x50	9	6,0	47301630050
	56000	35x50	8	7,2	56301635050
	82000	35x66	6	9,6	82301635066
25	1200	10x30	372	0,4	12202510030
	1800	12x30	248	0,6	18202512030
	2700	14x30	165	0,8	27202514030
	3300	14x37	135	0,9	33202514037
	3300	16x30	135	0,9	33202516030
	4700	16x39	95	1,3	47202516039
	4700	18x30	95	1,2	47202518030
	5600	18x39	80	1,5	56202518039
	6800	21x36	66	1,7	68202521036
	10000	25x38	45	2,3	10302525038
	18000	25x49	25	3,4	18302525049
	27000	30x50	17	4,6	27302530050
	33000	35x50	14	5,5	33302535050
	47000	35x66	10	7,2	47302535066
40	560	10x30	682	0,3	56104010030
	1000	12x30	382	0,5	10204012030
	1500	14x30	255	0,6	15204014030
	1800	14x37	212	0,8	18204014037
	1800	16x30	212	0,8	18204016030
	2200	16x39	174	0,9	22204016039
	2200	18x30	174	0,9	22204018030
	3300	18x39	116	1,2	33204018039
	3900	21x36	98	1,4	39204021036
	5600	25x38	68	1,9	56204025038
	10000	25x49	38	2,7	10304025049
	15000	30x50	25	3,7	15304030050
	22000	35x50	17	4,9	22304035050
	27000	35x66	14	6,0	27304035066
63	330	10x30	869	0,3	33106310030
	470	12x30	610	0,4	47106312030
	680	14x30	422	0,5	68106314030
	820	14x37	350	0,6	82106314037

Rated voltage U_R [V]	Rated cap. C_R [μ F]	Case size D x L [mm]	Typ. ESR 100 Hz, 20°C [m Ω]	Ripple current IR~ 100 Hz, 85°C [A]	Order code A...	
63	1000	16x30	287	0,6	10206316030	
	1200	16x39	239	0,8	12206316039	
	1200	18x30	239	0,8	12206318030	
	1500	18x39	191	0,9	15206318039	
	2200	21x36	130	1,2	22206321036	
	3300	25x38	87	1,6	33206325038	
	5600	25x49	51	2,4	56206325049	
	8200	30x50	35	3,1	82206330050	
	10000	30x50	29	3,6	10306330050	
	12000	35x50	24	4,2	12306335050	
	15000	35x66	19	5,2	15306335066	
	80	220	10x30	1448	0,2	22108010030
		330tt	12x30	965	0,3	33108012030
		470	14x30	678	0,4	47108014030
680		14x37	468	0,5	68108014037	
680		16x30	468	0,5	68108016030	
1000		16x39	318	0,7	10208016039	
1000		18x30	318	0,7	10208018030	
1200		18x39	265	0,8	12208018039	
1500		21x36	212	1,0	15208021036	
2200		25x38	145	1,3	22208025038	
3900		25x49	82	1,9	39208025049	
5600		30x50	57	2,5	56208030050	
8200		35x50	39	3,3	82208035050	
12000		35x66	27	4,4	12308035066	
100	150	10x30	1062	0,3	15110010030	
	220	12x30	724	0,4	22110012030	
	330	14x30	483	0,5	33110014030	
	390	14x37	408	0,5	39110014037	
	470	16x30	339	0,6	47110016030	
	560	16x39	284	0,7	56110016039	
	560	18x30	284	0,7	56110018030	
	680	18x39	234	0,9	68110018039	
	1000	21x36	159	1,1	10210021036	
	1500	25x38	106	1,5	15210025038	
	2200	25x49	72	2,0	22210025049	
	3300	30x50	48	2,7	33210030050	
	4700	35x50	34	3,5	47210035050	
	6800	35x66	23	4,7	68210035066	
160	56	10x30	1990	0,2	56016010030	
	100	12x30	1115	0,3	10116012030	
	120	14x30	929	0,3	12116014030	
	150	14x37	743	0,4	15116014037	
	150	16x30	743	0,4	15116016030	
	220	16x39	507	0,5	22116016039	
220	18x30	507	0,5	22116018030		

Stand: 12/2019

85°C

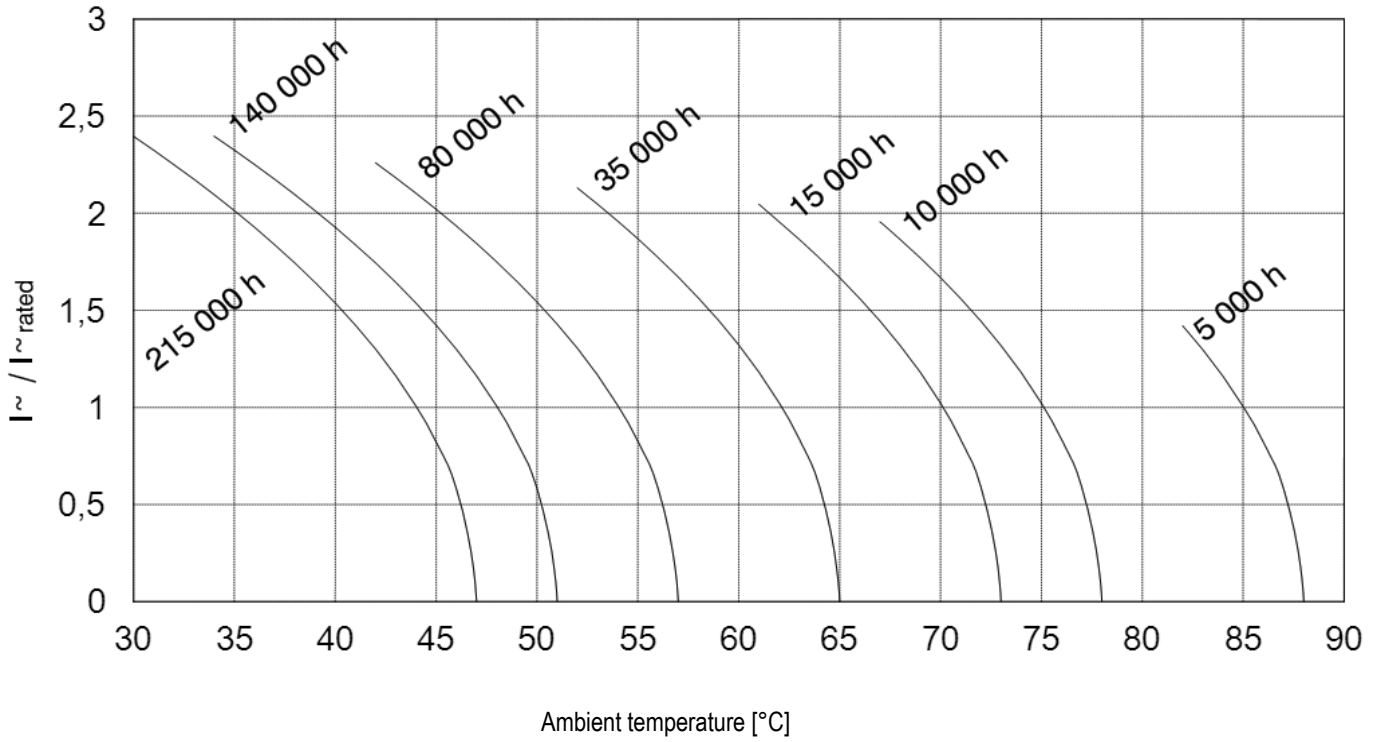


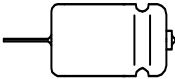
A

Rated voltage U_R [V]	Rated cap. C_R [μ F]	Case size D x L [mm]	Typ. ESR 100 Hz, 20°C [m Ω]	Ripple current IR~ 100 Hz, 85°C [A]	Order code A...
160	270	18x39	413	0,6	27116018039
	330	21x36	338	0,8	33116021036
	560	25x38	199	1,1	56116025038
	1000	25x49	111	1,6	10216025049
	1500	30x50	74	2,1	15216030050
	1800	35x50	62	2,6	18216035050
	2700	35x66	41	3,5	27216035066
250	33	10x30	2895	0,2	33025010030
	56	12x30	1706	0,2	56025012030
	82	14x30	1165	0,3	82025014030
	100	14x37	955	0,4	10125014037
	100	16x30	955	0,4	10125016030
	150	16x39	637	0,5	15125016039
	150	18x30	637	0,5	15125018030
	180	18x39	531	0,6	18125018039
	220	21x36	434	0,7	22125021036
	390	25x38	245	1,0	39125025038
	680	25x49	141	1,4	68125025049
	820	30x50	117	1,7	82125030050
	1200	35x50	80	2,3	12225035050
1800	35x66	53	3,1	18225035066	
350	22	10x30	4343	0,1	22035010030
	33	12x30	2895	0,2	33035012030
	47	14x30	2033	0,2	47035014030
	56	14x37	1706	0,3	56035014037
	56	16x30	1706	0,3	56035016030
	68	16x39	1405	0,3	68035016039
	68	18x30	1405	0,3	68035018030
	100	18x39	955	0,4	10135018039
	120	21x36	796	0,5	12135021036
	220	25x38	434	0,7	22135025038
	330	25x49	290	1,0	33135025049
	470	30x50	203	1,3	47135030050
	680	35x50	141	1,7	68135035050
	820	35x66	117	2,1	82135035066
400	18	10x30	7077	0,1	18040010030
	27	12x30	4718	0,1	27040012030
	39	14x30	3266	0,2	39040014030
	47	14x37	2710	0,2	47040014037

Rated voltage U_R [V]	Rated cap. C_R [μ F]	Case size D x L [mm]	Typ. ESR 100 Hz, 20°C [m Ω]	Ripple current IR~ 100 Hz, 85°C [A]	Order code A...
400	47	16x30	2710	0,2	47040016030
	56	16x39	2275	0,3	56040016039
	56	18x30	2275	0,2	56040018030
	68	18x39	1873	0,3	68040018039
	100	21x36	1274	0,4	10140021036
	150	25x38	849	0,5	15140025038
	220	25x49	579	0,7	22140025049
	330	30x50	386	0,9	33140030050
	470	35x50	271	1,2	47140035050
	680	35x66	187	1,7	68140035066
	450	10	10x30	11146	0,1
15		12x30	7431	0,1	15045012030
22		14x30	5067	0,1	22045014030
33		14x37	3378	0,2	33045014037
39		16x30	2858	0,2	39045016030
47		16x39	2372	0,3	47045016039
47		18x30	2372	0,2	47045018030
56		18x39	1990	0,3	56045018039
100		21x36	1115	0,4	10145021036
150		25x38	743	0,6	15145025038
220		25x49	507	0,8	22145025049
330		30x50	338	1,0	33145030050
470		35x50	237	1,3	47145035050
560		35x66	199	1,6	56145035066
500	4,7	10x30	23716	0,1	4,750010030
	6,8	10x30	14043	0,1	6,850010030
	10	12x30	11146	0,1	10050012030
	12	14x30	9289	0,1	12050014030
	15	14x37	7431	0,1	15050014037
	15	16x30	7431	0,1	15050016030
	22	16x39	5067	0,2	22050016039
	22	18x30	5067	0,2	22050018030
	33	18x39	3378	0,2	33050018039
	47	21x36	2372	0,3	47050021036
	82	25x38	1359	0,4	82050025038
	120	25x49	929	0,6	12150025049
	180	30x50	619	0,7	18150030050
	220	35x50	507	0,9	22150035050
	330	35x66	338	1,2	33150035066

■ USEFUL LIFE AS A FUNCTION OF AMBIENT TEMPERATURE AND ACTUAL RIPPLE CURRENT



105°C  AH



■ FEATURES

- All contacts welded
- High ripple current
- Welded axial leads
- High reliability

■ APPLICATIONS

- HiFi
- Industrial
- Telecommunications

RoHS compliant
REACH compliant

■ GENERAL SPECIFICATIONS

Items	Characteristics
Rated capacitance range C_R	10... 82.000 μF
Capacitance tolerance	$\pm 20\%$
Rated voltage range U	16 ... 450 V
Surge voltage U_S	$U_R \leq 315 \text{ V}: U_S = 1,15 U_R$; $U_R > 315 \text{ V}: U_S = 1,10 U_R$
Max. reverse voltage	2 V
Category temperature range	- 40°C ... + 105 °C
Leakage current I_L after 5 min @ U_R	$\leq 0,008 * C_R [\mu\text{F}] * U_R [\text{V}] + 6 \mu\text{A} [\mu\text{A}]$
Useful life 3000 h @ 105 °C ; U_R ; I_R	Requirements $\Delta C/C \leq 30\%$ of initial value ; ESR $\leq 300\%$ of specified ; limit $I_L \leq$ specified limit
Endurance test 2000 h @ 105 °C , U_R	Requirements $\Delta C/C \leq 20\%$ of initial value ; ESR $\leq 130\%$ of specified ; limit $I_L \leq$ specified limit
Climatic category IEC 60068	40/105/56
Voltage proof of the external insulation	D $\leq 25 \text{ mm}: \geq 1000 \text{ V AC}$; D > 25 mm: $\geq 2500 \text{ V AC}$
Sectional specification	IEC 60384-4
\emptyset leads	Up to 25 mm \emptyset : 0,8 mm ; more than 25 mm \emptyset : 1,0 mm

Different voltages and capacitance combinations are available on request. Also in small lots.

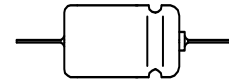
Stand: 12/2019

ELECTRICAL DATA AND ORDERING CODE FOR SERIES AH

Rated voltage U_R [V]	Rated cap. C_R [μF]	Case size D x L [mm]	Typ. ESR 100 Hz, 20°C [mΩ]	Ripple current IR~ 100 Hz, 105°C [A]	Order code AH...
16	2200	10x30	203	0,6	22201610030
	3300	12x30	135	0,8	33201612030
	4700	14x30	95	1,0	47201614030
	4700	14x37	95	1,1	47201614037
	5600	16x30	80	1,2	56201616030
	8200	16x39	54	1,7	82201616039
	8200	18x30	54	1,6	82201618030
	10000	18x39	45	2,0	10301618039
	12000	21x36	37	2,3	12301621036
	18000	25x38	25	3,1	18301625038
	33000	25x49	14	4,6	33301625049
	47000	30x50	9	6,0	47301630050
	56000	35x50	8	7,2	56301635050
	82000	35x66	6	9,6	82301635066
25	1200	10x30	372	0,4	12202510030
	1800	12x30	248	0,6	18202512030
	2700	14x30	165	0,8	27202514030
	3300	14x37	135	0,9	33202514037
	3300	16x30	135	0,9	33202516030
	4700	16x39	95	1,3	47202516039
	4700	18x30	95	1,2	47202518030
	5600	18x39	80	1,5	56202518039
	6800	21x36	66	1,7	68202521036
	10000	25x38	45	2,3	10302525038
	18000	25x49	25	3,4	18302525049
	27000	30x50	17	4,6	27302530050
	33000	35x50	14	5,5	33302535050
	47000	35x66	10	7,2	47302535066
40	560	10x30	682	0,3	56104010030
	1000	12x30	382	0,5	10204012030
	1500	14x30	255	0,6	15204014030
	1800	14x37	212	0,8	18204014037
	1800	16x30	212	0,8	18204016030
	2200	16x39	174	0,9	22204016039
	2200	18x30	174	0,9	22204018030
	3300	18x39	116	1,2	33204018039
	3900	21x36	98	1,4	39204021036
	5600	25x38	68	1,9	56204025038
	10000	25x49	38	2,7	10304025049
	15000	30x50	25	3,7	15304030050
	22000	35x50	17	4,9	22304035050
	27000	35x66	14	6,0	27304035066
63	330	10x30	869	0,3	33106310030
	470	12x30	610	0,4	47106312030
	680	14x30	422	0,5	68106314030
	820	14x37	350	0,6	82106314037

Rated voltage U_R [V]	Rated cap. C_R [μF]	Case size D x L [mm]	Typ. ESR 100 Hz, 20°C [mΩ]	Ripple current IR~ 100 Hz, 105°C [A]	Order code AH...	
63	1000	16x30	287	0,6	10206316030	
	1200	16x39	239	0,8	12206316039	
	1200	18x30	239	0,8	12206318030	
	1500	18x39	191	0,9	15206318039	
	2200	21x36	130	1,2	22206321036	
	3300	25x38	87	1,6	33206325038	
	5600	25x49	51	2,4	56206325049	
	8200	30x50	35	3,1	82206330050	
	10000	30x50	29	3,6	10306330050	
	12000	35x50	24	4,2	12306335050	
	15000	35x66	19	5,2	15306335066	
	220	10x30	1448	0,2	22108010030	
	330	12x30	965	0,3	33108012030	
	470	14x30	678	0,4	47108014030	
80	680	14x37	468	0,5	68108014037	
	680	16x30	468	0,5	68108016030	
	1000	16x39	318	0,7	10208016039	
	1000	18x30	318	0,7	10208018030	
	1200	18x39	265	0,8	12208018039	
	1500	21x36	212	1,0	15208021036	
	2200	25x38	145	1,3	22208025038	
	3900	25x49	82	1,9	39208025049	
	5600	30x50	57	2,5	56208030050	
	8200	35x50	39	3,3	82208035050	
	12000	35x66	27	4,4	12308035066	
	150	10x30	1062	0,3	15110010030	
	220	12x30	724	0,4	22110012030	
	330	14x30	483	0,5	33110014030	
100	390	14x37	408	0,5	39110014037	
	470	16x30	339	0,6	47110016030	
	560	16x39	284	0,7	56110016039	
	560	18x30	284	0,7	56110018030	
	680	18x39	234	0,9	68110018039	
	1000	21x36	159	1,1	10210021036	
	1500	25x38	106	1,5	15210025038	
	2200	25x49	72	2,0	22210025049	
	3300	30x50	48	2,7	33210030050	
	4700	35x50	34	3,5	47210035050	
	6800	35x66	23	4,7	68210035066	
	160	56	10x30	1990	0,2	56016010030
		100	12x30	1115	0,3	10116012030
		120	14x30	929	0,3	12116014030
150		14x37	743	0,4	15116014037	
150		16x30	743	0,4	15116016030	
220		16x39	507	0,5	22116016039	
220		18x30	507	0,5	22116018030	

105°C

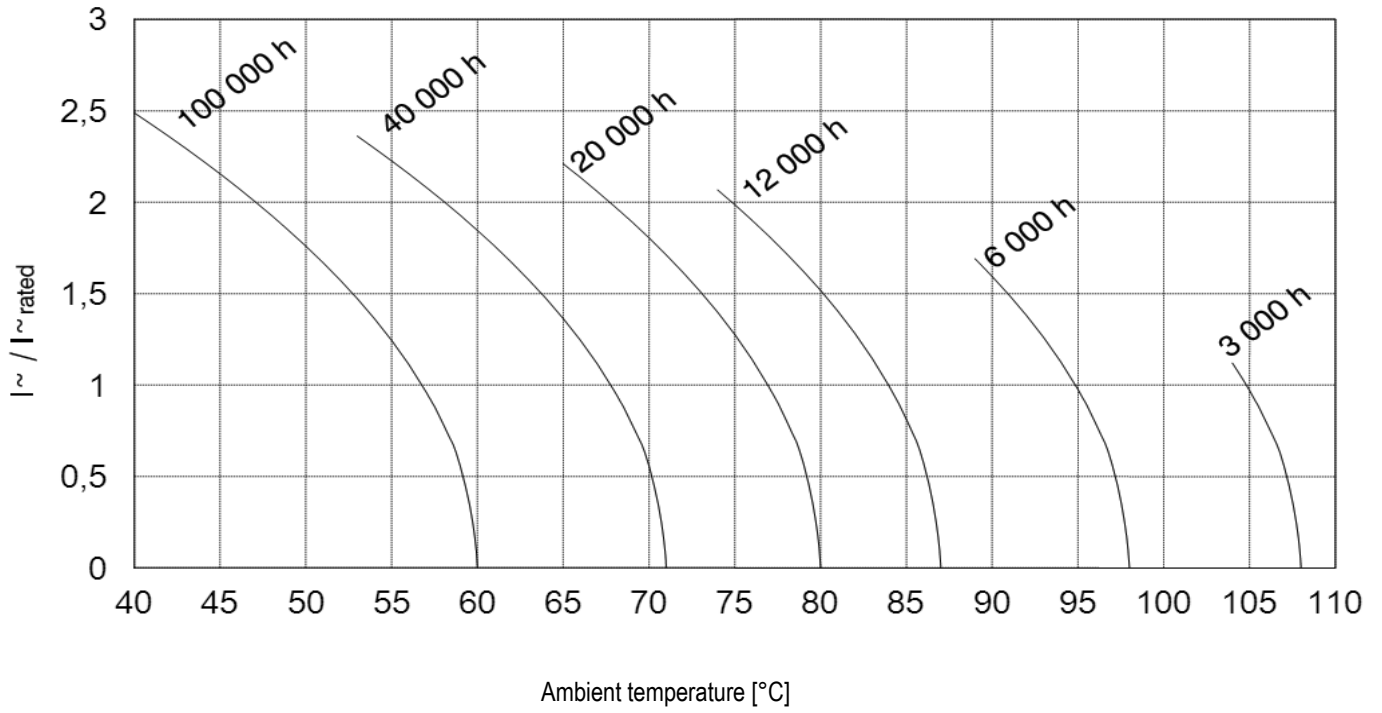


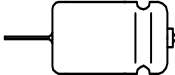
AH

Rated voltage U_R [V]	Rated cap. C_R [μ F]	Case size D x L [mm]	Typ. ESR 100 Hz, 20°C [m Ω]	Ripple current IR~ 100 Hz, 105°C [A]	Order code AH...
160	270	18x39	413	0,6	27116018039
	330	21x36	338	0,8	33116021036
	560	25x38	199	1,1	56116025038
	1000	25x49	111	1,6	10216025049
	1500	30x50	74	2,1	15216030050
	1800	35x50	62	2,6	18216035050
	2700	35x66	41	3,5	27216035066
250	33	10x30	2895	0,2	33025010030
	56	12x30	1706	0,2	56025012030
	82	14x30	1165	0,3	82025014030
	100	14x37	955	0,4	10125014037
	100	16x30	955	0,4	10125016030
	150	16x39	637	0,5	15125016039
	150	18x30	637	0,5	15125018030
	180	18x39	531	0,6	18125018039
	220	21x36	434	0,7	22125021036
	390	25x38	245	1,0	39125025038
	680	25x49	141	1,4	68125025049
	820	30x50	117	1,7	82125030050
	1200	35x50	80	2,3	12225035050
	1800	35x66	53	3,1	18225035066
350	22	10x30	4343	0,1	22035010030
	33	12x30	2895	0,2	33035012030
	47	14x30	2033	0,2	47035014030
	56	14x37	1706	0,3	56035014037
	56	16x30	1706	0,3	56035016030
	68	16x39	1405	0,3	68035016039
	68	18x30	1405	0,3	68035018030
	100	18x39	955	0,4	10135018039
	120	21x36	796	0,5	12135021036
	120	21x36	796	0,5	12135021036
	220	25x38	434	0,7	22135025038

Rated voltage U_R [V]	Rated cap. C_R [μ F]	Case size D x L [mm]	Typ. ESR 100 Hz, 20°C [m Ω]	Ripple current IR~ 100 Hz, 105°C [A]	Order code AH...	
350	330	25x49	290	1,0	33135025049	
	470	30x50	203	1,3	47135030050	
	680	35x50	141	1,7	68135035050	
	820	35x66	117	2,1	82135035066	
	400	18	10x30	7077	0,1	18040010030
27		12x30	4718	0,1	27040012030	
39		14x30	3266	0,2	39040014030	
47		14x37	2710	0,2	47040014037	
47		16x30	2710	0,2	47040016030	
56		16x39	2275	0,3	56040016039	
56		18x30	2275	0,2	56040018030	
68		18x39	1873	0,3	68040018039	
100		21x36	1274	0,4	10140021036	
150		25x38	849	0,5	15140025038	
220		25x49	579	0,7	22140025049	
330		30x50	386	0,9	33140030050	
470		35x50	271	1,2	47140035050	
680		35x66	187	1,7	68140035066	
450		10	10x30	11146	0,1	10045010030
		15	12x30	7431	0,1	15045012030
		22	14x30	5067	0,1	22045014030
	33	14x37	3378	0,2	33045014037	
	39	16x30	2858	0,2	39045016030	
	47	16x39	2372	0,3	47045016039	
	47	18x30	2372	0,2	47045018030	
	56	18x39	1990	0,3	56045018039	
	100	21x36	1115	0,4	10145021036	
	150	25x38	743	0,6	15145025038	
	220	25x49	507	0,8	22145025049	
	330	30x50	338	1,0	33145030050	
	470	35x50	237	1,3	47145035050	
	560	35x66	199	1,6	56145035066	

■ USEFUL LIFE AS A FUNCTION OF AMBIENT TEMPERATURE AND ACTUAL RIPPLE CURRENT



125°C  AG



AXIAL TERMINALS

LOW MOUNTING HEIGHT

HIGH CV PRODUCT

LONG LIFE 2000 H @ 125 °C

LOW TEMPERATURE -55°C

■ FEATURES

- All contacts welded
- High temp 125°C
- Long useful life

■ APPLICATIONS

- Automotive
- Inverter/drives
- Laser
- Industrial

RoHS compliant
REACH compliant

■ GENERAL SPECIFICATIONS

Items	Characteristics
Rated capacitance range C_R	150... 82.000 μ F
Capacitance tolerance	\pm 20%
Rated voltage range U	16 ... 63 V
Surge voltage U_S	$U_S = 1,15 U_R$
Max. reverse voltage	2 V
Category temperature range	- 55°C ... + 125 °C
Leakage current I_L after 5 min @ U_R	$\leq 0,004 * C_R [\mu F] * U_R [V] + 6 \mu A [\mu A]$
Useful life 2000 h @ 125 °C ; U_R ; I_R	Requirements $\Delta C/C \leq 30$ % of initial value ; ESR ≤ 300 % of specified ; limit $I_L \leq$ specified limit
Endurance test 1000 h @ 125 °C , U_R	Requirements $\Delta C/C \leq 20$ % of initial value ; ESR ≤ 130 % of specified ; limit $I_L \leq$ specified limit
Climatic category IEC 60068	40/125/56
Voltage proof of the external insulation	D \leq 25 mm: ≥ 1000 V AC ; D > 25 mm: ≥ 2500 V AC
Sectional specification	IEC 60384-4
\emptyset leads	Up to 25 mm \emptyset : 0,8 mm ; more than 25 mm \emptyset : 1,0 mm

Different voltages and capacitance combinations are available on request. Also in small lots.

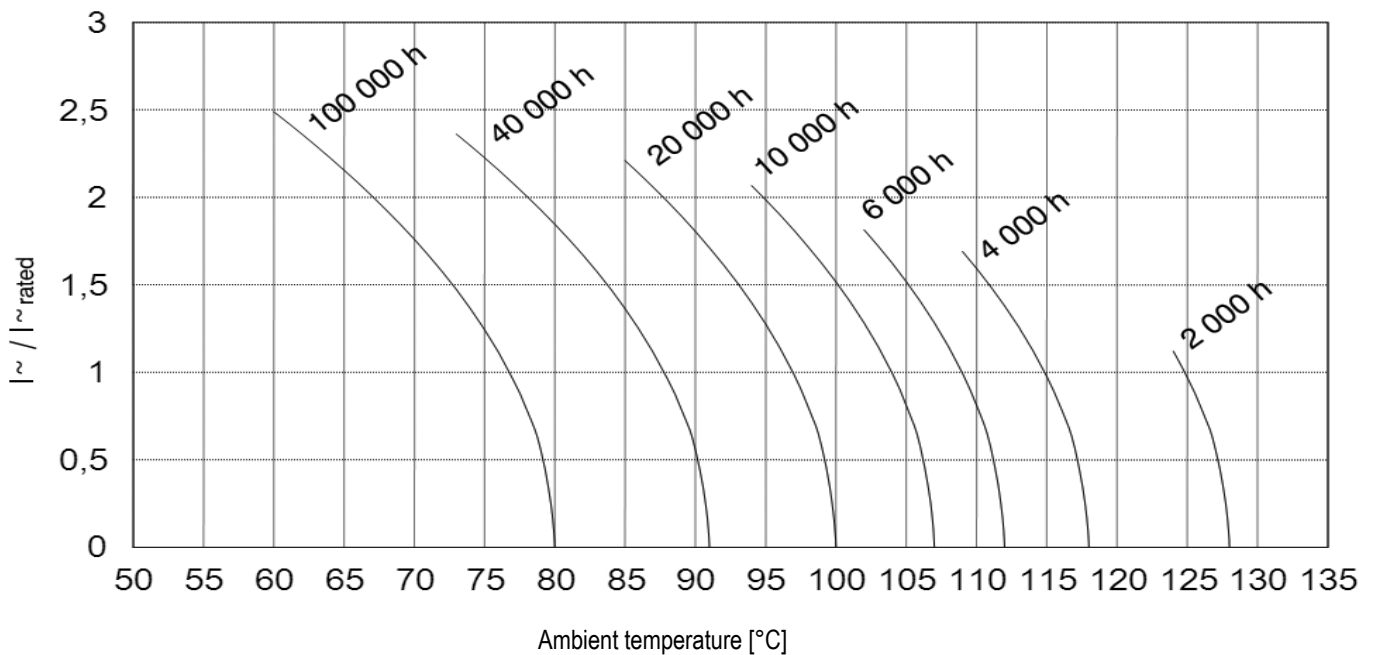
Stand: 12/2019

ELECTRICAL DATA AND ORDERING CODE FOR SERIES AG

Rated voltage U_R [V]	Rated cap. C_R [μ F]	Case size D x L [mm]	Typ. ESR 100 Hz, 20°C [m Ω]	Ripple current IR~ 100 Hz, 125°C [A]	Order code AG...
16	1000	10x30	223	0,6	10201610030
	1200	12x30	186	0,7	12201612030
	1500	14x30	149	0,8	15201614030
	2200	14x37	101	1,1	22201614037
	2200	16x30	101	1,1	22201616030
	3300	16x39	68	1,5	33201616039
	3300	18x30	68	1,4	33201618030
	3900	18x39	57	1,7	39201618039
	4700	21x36	47	2,0	47201621036
	8200	25x38	27	2,9	82201625038
25	470	10x30	474	0,4	47102510030
	680	12x30	328	0,5	68102512030
	1200	14x30	186	0,7	12202514030
	1500	14x37	149	0,9	15202514037
	1500	16x30	149	0,9	15202516030
	1800	16x39	124	1,1	18202516039
	1800	18x30	124	1,1	18202518030
	2200	18x39	101	1,3	22202518039
	3300	21x36	68	1,7	33202521036
	4700	25x38	47	2,2	47202525038

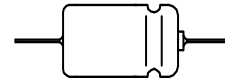
Rated voltage U_R [V]	Rated cap. C_R [μ F]	Case size D x L [mm]	Typ. ESR 100 Hz, 20°C [m Ω]	Ripple current IR~ 100 Hz, 125°C [A]	Order code AG...
40	270	10x30	708	0,3	27104010030
	470	12x30	407	0,5	47104012030
	560	14x30	341	0,5	56104014030
	680	14x37	281	0,7	68104014037
	680	16x30	281	0,7	68104016030
	1000	16x39	191	0,9	10204016039
	1000	18x30	191	0,9	10204018030
	1200	18x39	159	1,0	12204018039
	1500	21x36	127	1,2	15204021036
	2200	25x38	87	1,6	22204025038
63	150	10x30	1062	0,3	15106310030
	220	12x30	724	0,4	22106312030
	330	14x30	483	0,5	33106314030
	470	14x37	339	0,6	47106314037
	470	16x30	339	0,6	47106316030
	560	16x39	284	0,7	56106316039
	560	18x30	284	0,7	56106318030
	820	18x39	194	0,9	82106318039
	1000	21x36	159	1,1	10206321036
	1500	25x38	106	1,5	15206325038

USEFUL LIFE AS A FUNCTION OF AMBIENT TEMPERATURE AND ACTUAL RIPPLE CURRENT



Stand: 12/2019

85°C



ATBI



AXIAL TERMINALS

BIPOLAR CONSTRUCTION

FOR CROSSOVER NETWORKS

FEATURES

- All contacts welded
- Bipolar

APPLICATIONS

- HiFi
- Consumer

RoHS compliant
REACH compliant

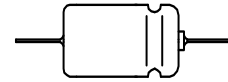
GENERAL SPECIFICATIONS

Items	Characteristics
Rated capacitance range C_R	1... 100 μ F
Capacitance tolerance	$\pm 20\%$; $\pm 10\%$ on request
U_R bipolar (rated voltage DC)	63 V dc @ 23 V ac ; 100 V dc @ 35 V ac
Max. peak voltage (AC)	May not exceed rated voltage (DC)
Category temperature range	- 40°C ... + 85 °C
Useful life > 5000 h @ 85 °C > 1000 h @ 105°C	Requirements $\Delta C/C \leq 30\%$ of initial value ; ESR $\leq 300\%$ of specified ; limit $I_L \leq$ specified limit
Endurance test 100.000 h @ 40 °C	Requirements $\Delta C/C \leq 20\%$ of initial value ; ESR $\leq 130\%$ of specified ; limit $I_L \leq$ specified limit
Climatic category IEC 60068	40/085/56
Voltage proof of the external insulation	D ≤ 25 mm: ≥ 1000 V AC ; D > 25 mm: ≥ 2500 V AC
\emptyset leads	Up to 25 mm \emptyset : 0,8 mm ; more than 25 mm \emptyset : 1,0 mm

Different voltages and capacitance combinations are available on request. Also in small lots.

Stand: 12/2019

85°C



ATBI

ELECTRICAL DATA AND ORDERING CODE FOR SERIES AG

Rated voltage U_R [V]	Rated capacitance (other values available on request) C_R [μF]	Case size D x L [mm]	Order code ATBI...
23 Vac @ 50 Hz	1,0	10x20	1,002310020
	2,2	10x20	2,202310020
	3,3	10x20	3,302310020
	4,7	10x20	4,702310020
	6,8	10x20	6,802310020
	10	10x30	10002310030
	15	10x30	15002310030
	22	12x30	22002312030
	33	12x30	33002312030
	47	14x37	47002314037
	68	16x39	68002316039
	100	18x39	10102318039
	220	25x38	22102325038
	330	25x38	33102325038
	470	25x38	47102325038
	560	25x38	56102325038
	680	25x38	68102325038
	35 Vac @ 50 Hz	880	25x49
1000		25x49	10202325049
1,0		10x20	1,003510020
2,2		10x30	2,203510030
3,3		10x30	3,303510030
4,7		10x30	4,703510030
6,8		10x30	6,803510030
10		10x30	10003510030
15		10x30	15003510030
22		12x30	22003512030
33		12x30	33003512030
47		14x37	47003514037
68		16x39	68003516039
100		18x39	10103518039
220	25x38	2203525038	

Stand: 12/2019

85°C



ATBIG



AXIAL TERMINALS

BIPOLAR CONSTRUCTION

PLAIN FOIL

FOR CROSSOVER NETWORKS

FEATURES

- All contacts welded
- Bipolar

APPLICATIONS

- HiFi
- Consumer

RoHS compliant
REACH compliant

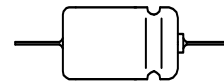
GENERAL SPECIFICATIONS

Items	Characteristics
Rated capacitance range C_R	1... 200 μ F
Capacitance tolerance	$\pm 20\%$; $\pm 5\%$ on request
U_R bipolar (rated voltage DC)	35 V dc @ 23 V ac ; 50 V dc @ 35 V ac ; 70V dc @ 50 V ac
Max. peak voltage (AC)	May not exceed rated voltage (DC)
Category temperature range	- 40°C ... + 85 °C
Useful life > 5000 h @ 85 °C > 1000 h @ 105°C	Requirements $\Delta C/C \leq 30\%$ of initial value ; ESR $\leq 300\%$ of specified ; limit $I_L \leq$ specified limit
Endurance test 100.000 h @ 40 °C	Requirements $\Delta C/C \leq 20\%$ of initial value ; ESR $\leq 130\%$ of specified ; limit $I_L \leq$ specified limit
Climatic category IEC 60068	40/085/56
Voltage proof of the external insulation	D ≤ 25 mm: ≥ 1000 V AC ; D > 25 mm: ≥ 2500 V AC
\emptyset leads	Up to 25 mm \emptyset : 0,8 mm ; more than 25 mm \emptyset : 1,0 mm

Different voltages and capacitance combinations are available on request. Also in small lots.

Stand: 12/2019

85°C



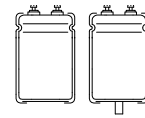
ATBIG

ELECTRICAL DATA AND ORDERING CODE FOR SERIES AG

Rated voltage U_R [V]	Rated capacitance (other values available on request) C_R [μF]	Case size D x L [mm]	Order code ATBIG...
23 Vac @ 50 Hz	1,0	10x20	1,002310020
	2,2	10x30	2,202310030
	3,3	10x30	3,302310030
	4,7	10x30	4,702310030
	6,8	10x30	6,802310030
	10	10x30	10002310030
	15	14x37	15002314037
	22	14x37	22002314037
	33	18x39	33002318039
	47	21x36	47002321036
	68	25x36	68002325036
	100	25x36	10102325036
	120	25x49	12102325049
	150	25x49	15102325049
35 Vac @ 50 Hz	1,0	10x20	1,003510020
	2,2	10x30	2,203510030
	3,3	10x30	3,303510030
	4,7	12x30	4,703512030
	6,8	12x30	6,803512030
	10	14x37	10003514037
	15	16x39	15003516039
	22	18x39	22003518039
	33	25x36	33003525036
	47	25x36	47003525036
	68	25x49	68003525049
	100	30x49	10103530049
	120	30x49	12103530049
	150	35x66	15103535066
200	35x66	20103535066	
50 Vac @ 50 Hz	1	10x25	1,105010025
	2,2	10x30	2,205010030
	3,3	10x30	3,305010030
	4,7	12x30	4,705012030
	6,8	14x30	6,805014030
	10	14x37	10005014037
	15	18x39	15005018039
	22	25x36	22005018039
	33	25x36	33005025036
	47	25x49	47005025049
	68	30x49	68005030049
	100	35x49	10105035049

Stand: 12/2019

85°C



GM



SCREW TERMINALS

HIGH CV PRODUCT

LONG LIFE 8000 H @ 85 °C

■ FEATURES

- All internal contacts welded
- High capacitance
- High CV product
- Low inductance ESL

■ APPLICATIONS

- Computer
- Inverter/drives
- Traction
- Welding

RoHS compliant
REACH compliant

■ GENERAL SPECIFICATIONS

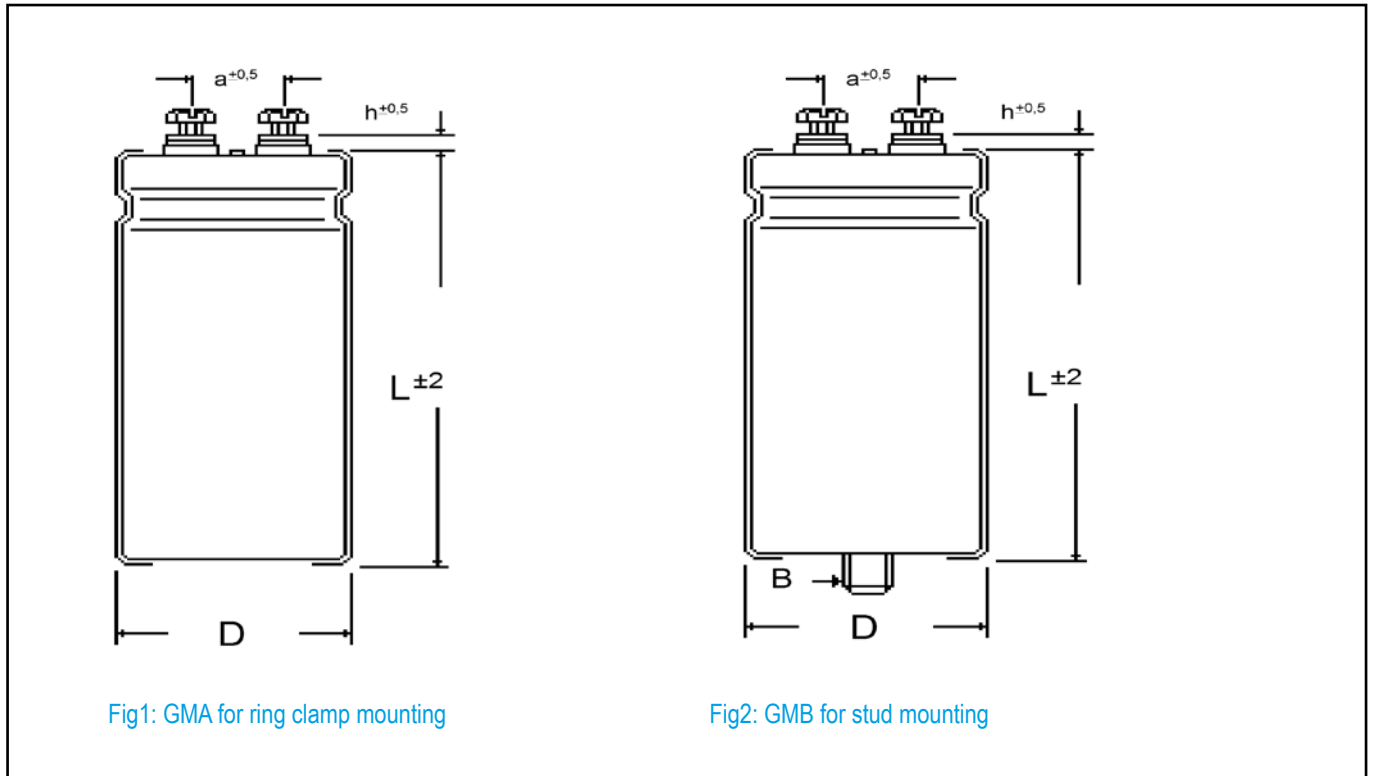
Items	Characteristics
Rated capacitance range C_R	390... 3.300.000 μ F
Capacitance tolerance	\pm 20%
Rated voltage range U	16 ... 500 V
Surge voltage U_S	$U_R \leq 315$ V: $U_S = 1,15 U_R$; $U_R > 315$ V: $U_S = 1,10 U_R$
Max. reverse voltage	2 V / 20 nH
Category temperature range	- 40°C ... + 85 °C
Leakage current I_L after 5 min @ U_R	$\leq 0,008 * C_R [\mu F] * U_R [V] + 6 \mu A [\mu A]$
Useful life 8000 h @ 85 °C ; U_R ; I_R	Requirements $\Delta C/C \leq 30$ % of initial value ; ESR ≤ 300 % of specified ; limit $I_L \leq$ specified limit
Endurance test 4000 h @ 85 °C , U_R	Requirements $\Delta C/C \leq 20$ % of initial value ; ESR ≤ 130 % of specified ; limit $I_L \leq$ specified limit
Climatic category IEC 60068	40/085/56
Voltage proof of the external insulation	≥ 2500 V AC
Sectional specification	IEC 60384-4

Different voltages and capacitance combinations are available on request. Also in small lots.

Stand: 12/2019



■ DRAWINGS FOR SERIES GMA AND GMB



■ DIMENSIONS AND MECHANICAL DATA

Dimensions, case with insulation sleeve				Connecting terminals		Mounting stud, GMB only	
D [mm]	Case length L available in 5 mm [mm]	h [mm]	a [mm]	Thread	Max. torque [Nm]	B	Max. torque [Nm]
35	40 ... 120	6	13	M5	2,0	M8 x 12	4,0
40	40 ... 120	5	18	M5	2,0	M8 x 12	4,0
50	40 ... 120	5	22	M5	2,0	M12 x 16	10,0
65	40 ... 180	5	28,5	M5	2,0	M12 x 16	10,0
75	40 ... 230	5	31,7	M5 ; M6	2,0 ; 2,5	M12 x 16	10,0
90	40 ... 230	5	31,7	M6	2,5	M12 x 16	10,0

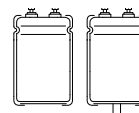
GMA: connecting screws M5 or M6

GMB: connecting screws M5 or M6 + mounting nut M8 or M12

Remarks: Further mounting accessoires like clamps, nylon cup nuts and insulation disks on request, see "accessory equipment".

Stand: 12/2019

85°C



GM

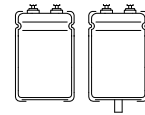
ELECTRICAL DATA AND ORDERING CODE FOR SERIES GM

Rated voltage U_R [V]	Rated cap. C_R [μF]	Case size D x L [mm]	Typ. ESR 100 Hz, 20°C [mΩ]	Ripple current IR~ 100 Hz, 85°C [A]	Order code	
					Plain base: GMA...	
16	82000	35x55	6	9,0	82301635055	
	120000	35x70	4	12,0	12401635070	
	120000	40x55	4	11,1	12401640055	
	150000	35x80	3	14,2	15401635080	
	150000	40x70	3	13,7	15401640070	
	180000	35x100	3	17,0	18401635100	
	180000	40x80	3	15,8	18401640080	
	180000	45x70	3	15,0	18401645070	
	220000	40x100	2	19,1	22401640100	
	220000	50x70	2	17,7	22401650070	
	270000	45x100	2	21,1	27401645100	
	270000	50x80	2	20,6	27401650080	
	390000	50x100	1	27,0	39401650100	
	470000	65x80	1	35,6	47401665080	
	560000	65x100	1	42,1	56401665100	
	820000	65x130	1	56,5	82401665130	
	820000	75x100	1	44,1	82401675100	
	1000000	75x115	1	46,5	10501675115	
	1200000	75x145	1	50,8	12501675145	
	1500000	75x165	1	53,5	15501675165	
	1800000	90x148	1	57,3	18501690148	
	2200000	75x225	1	61,0	22501675225	
	2200000	90x170	1	60,4	22501690170	
	2700000	90x220	1	67,1	27501690220	
	3300000	90x230	1	68,3	33501690230	
	25	33000	35x55	14	5,9	33302535055
		47000	35x70	9	7,8	47302535070
		47000	40x55	9	7,2	47302540055
56000		35x80	8	9,0	56302535080	
68000		40x70	7	9,5	68302540070	
82000		35x100	5	11,9	82301635100	
68000		40x80	7	10,0	68302540080	
82000		45x70	5	10,5	82302545070	
68000		40x100	7	11,0	68302540100	
100000		50x70	4	12,3	10402550070	
120000		45x100	4	14,6	12402545100	
120000		50x80	4	14,2	12402550080	
150000		50x100	3	17,3	15402550100	
180000		65x80	3	22,4	18402565080	
270000		65x100	2	29,8	27402565100	
330000		75x100	1	28,5	33402575100	
330000		65x130	1	36,4	33402565130	
390000		75x115	1	32,6	39402575115	
560000		75x145	1	42,7	56402575145	
560000		75x165	1	45,0	56402575165	
820000		90x148	1	58,2	82402590148	
820000		75x225	1	62,0	82402575225	

Rated voltage U_R [V]	Rated cap. C_R [μF]	Case size D x L [mm]	Typ. ESR 100 Hz, 20°C [mΩ]	Ripple current IR~ 100 Hz, 85°C [A]	Order code	
					Plain base: GMA...	
25	820000	90x170	1	61,5	82402590170	
	1200000	90x220	1	82,6	12502590220	
	1500000	90x230	1	94,0	15502590230	
40	18000	35x55	21	4,7	18304035055	
	22000	40x55	17	5,3	22304040055	
	27000	35x70	14	6,4	27304035070	
	33000	35x80	12	7,4	33304035080	
	33000	40x70	12	7,2	33304040070	
	39000	35x100	10	8,9	39304035100	
	39000	40x80	10	8,2	39304040080	
	39000	45x70	10	7,8	39304045070	
	56000	50x70	7	10,0	56304050070	
	56000	40x100	7	10,8	56304040100	
	68000	50x80	6	11,6	68304050080	
	68000	45x100	6	11,8	68304045100	
	82000	50x100	5	13,8	82304050100	
	100000	65x80	4	18,3	10404065080	
	150000	65x100	3	24,4	15404065100	
	180000	75x100	2	23,1	18404075100	
	180000	65x130	2	29,6	18404065130	
	220000	75x115	2	26,9	22404075115	
	270000	75x145	1	32,6	27404075145	
	330000	75x165	1	38,0	33404075165	
	470000	90x148	1	48,5	47404090148	
	470000	75x225	1	51,6	47404075225	
	560000	90x170	1	55,8	56404090170	
	680000	90x220	1	68,3	68404090220	
	680000	90x230	1	69,6	68404090230	
	63	8200	35x55	35	3,7	82206335055
		12000	40x55	24	4,6	12306340055
		15000	35x70	19	5,5	15306335070
18000		35x80	16	6,3	18306335080	
18000		40x70	16	6,1	18306340070	
18000		35x100	16	6,9	18306335100	
22000		40x80	13	7,1	22306340080	
22000		45x70	13	6,8	22306345070	
27000		50x70	11	8,0	27306350070	
27000		40x100	11	8,6	27306340100	
33000		50x80	9	9,3	33306350080	
33000		45x100	9	9,5	33306345100	
39000		50x100	7	11,0	39306350100	
47000		65x80	6	14,5	47306365080	
68000		65x100	4	19,0	68306365100	
82000		75x100	3	18,0	82306375100	
100000		65x130	3	25,5	10406365130	
120000		75x115	2	22,9	12406375115	
150000		75x145	2	28,1	15406375145	

Stand: 12/2019

85°C



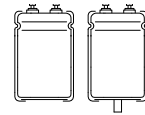
GM

Rated voltage U_R [V]	Rated cap. C_R [μF]	Case size D x L [mm]	Typ. ESR 100 Hz, 20°C [mΩ]	Ripple current IR~ 100 Hz, 85°C [A]	Order code	
					Plain base: GMA...	
					Stud mounting: GMB...	
63	180000	75x165	2	32,4	18406375165	
	220000	90x148	1	38,3	22406390148	
	220000	75x225	1	40,8	22406375225	
	270000	90x170	1	44,8	27406390170	
	330000	90x220	1	54,9	33406390220	
	390000	90x230	1	60,9	39406390230	
80	6800	35x55	47	3,2	68208035055	
	8200	40x55	39	3,8	82208040055	
	10000	35x70	32	4,2	10308035070	
	12000	35x80	27	4,6	12308035080	
	12000	40x70	27	4,7	12308040070	
	15000	35x100	21	6,0	15308035100	
	15000	40x80	21	5,6	15308040080	
	15000	45x70	21	5,3	15308045070	
	18000	40x100	18	6,2	18308040100	
	18000	50x70	18	6,2	18308050070	
	22000	45x100	14	7,9	22308045100	
	22000	50x80	14	7,2	22308050080	
	27000	50x100	12	8,7	27308050100	
	39000	65x80	8	12,6	39308065080	
	47000	65x100	7	15,0	47308065100	
	68000	65x130	5	15,7	68308065130	
	68000	75x100	5	19,7	68308075100	
	82000	75x115	4	18,0	82308075115	
	100000	75x145	3	21,7	10408075145	
	120000	75x165	3	25,1	12408075165	
	150000	90x148	2	30,0	15408090148	
	180000	75x225	2	35,0	18408075225	
	180000	90x170	2	34,7	18408090170	
	220000	90x220	1	42,6	22408090220	
	270000	90x230	1	48,0	27408090230	
	100	3300	35x55	48	3,1	33210035055
4700		35x70	34	4,1	47210035070	
4700		40x55	34	3,8	47210040055	
5600		35x80	28	4,7	56210035080	
5600		40x70	28	4,6	56210040070	
6800		35x100	23	5,7	68210035100	
6800		40x80	23	5,3	68210040080	
8200		45x70	19	5,5	82210045070	
10000		50x70	16	6,5	10310050070	
10000		40x100	16	7,1	10310040100	
12000		45x100	13	7,7	12310045100	
12000		50x80	13	7,5	12310050080	
15000		50x100	11	9,2	15310050100	
18000		65x80	9	12,1	18310065080	
22000		65x100	7	14,5	22310065100	
27000		75x100	6	13,9	27310075100	
33000		65x130	5	19,6	33310065130	
39000		75x115	4	17,6	39310075115	

Rated voltage U_R [V]	Rated cap. C_R [μF]	Case size D x L [mm]	Typ. ESR 100 Hz, 20°C [mΩ]	Ripple current IR~ 100 Hz, 85°C [A]	Order code	
					Plain base: GMA...	
					Stud mounting: GMB...	
100	47000	75x145	3	21,1	47310075145	
	56000	75x165	3	24,2	56310075165	
	68000	90x148	2	28,6	68310090148	
	82000	75x225	2	33,4	82310075225	
	82000	90x170	2	33,1	82310090170	
	120000	90x220	1	44,5	12410090220	
	120000	90x230	1	45,3	12410090230	
	160	1800	35x55	62	2,8	18216035055
2200		35x70	51	3,4	22216035070	
2200		40x55	51	3,1	22216040055	
2700		35x80	41	3,9	27216035080	
3300		40x70	34	4,2	33216040070	
3900		35x100	29	5,2	39216035100	
3900		40x80	29	4,8	39216040080	
3900		45x70	29	4,6	39216045070	
4700		40x100	24	5,4	47216040100	
4700		50x70	24	5,7	47216050070	
5600		50x80	20	6,1	56201605080	
6800		45x100	16	6,9	68216045100	
8200		50x100	14	8,1	82216050100	
8200		65x80	14	9,7	82216065080	
12000		65x100	9	12,8	12316065100	
18000		65x130	6	13,7	18316065130	
18000		75x100	6	17,1	18316075100	
18000		75x115	6	14,3	18316075115	
27000		75x145	4	19,1	27316075145	
27000		75x165	4	20,1	27316075165	
39000		90x148	3	25,9	39316090148	
47000		75x225	2	30,2	47316075225	
47000		90x170	2	30,0	47316090170	
56000		90x220	2	36,3	56316090220	
68000		90x230	2	40,7	68316090230	
250		1200	35x55	80	2,4	12225035055
	1500	35x70	64	3,0	15225035070	
	1500	40x55	64	2,8	15225040055	
	1800	35x80	53	3,5	18225035080	
	1800	40x70	53	3,3	18225040070	
	2200	40x80	43	4,1	22225040080	
	2700	35x100	35	4,4	27225035100	
	2700	45x70	35	4,1	27225045070	
	3300	40x100	29	4,9	33225040100	
	3300	50x70	29	5,2	33225050070	
	3900	50x80	24	5,5	39225050080	
	3900	45x100	24	5,7	39225045100	
	5600	50x100	17	7,2	56225050100	
	5600	65x80	17	8,7	56225065080	
	8200	65x100	12	11,4	82225065100	
	12000	65x130	8	12,1	12325065130	
	12000	75x100	8	15,1	12325075100	

Stand: 12/2019

85°C



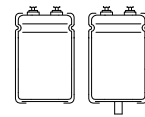
GM

Rated voltage U_R [V]	Rated cap. C_R [μF]	Case size D x L [mm]	Typ. ESR 100 Hz, 20°C [mΩ]	Ripple current IR~ 100 Hz, 85°C [A]	Order code
					Plain base: GMA...
					Stud mounting: GMB...
250	15000	75x115	6	14,1	15325075115
	18000	75x145	5	16,8	18325075145
	18000	75x165	5	17,7	18325075165
	27000	90x148	4	23,2	27325090148
	27000	75x225	4	24,7	27325075225
	27000	90x170	4	24,5	27325090170
	39000	90x220	2	32,7	39325090220
	39000	90x230	2	33,3	39325090230
350	680	35x55	141	1,8	68135035055
	1000	35x70	96	2,3	10235035070
	1000	40x55	96	2,4	10235040055
	1200	35x80	80	2,8	12235035080
	1200	40x70	80	2,7	12235040070
	1500	35x100	64	3,0	15235035100
	1500	40x80	64	3,4	15235040080
	1500	45x70	64	3,3	15235045070
	1800	40x100	53	3,6	18235040100
	1800	50x70	53	3,8	18235050070
	2200	50x80	43	4,2	22235050080
	2200	45x100	43	4,3	22235045100
	2700	50x100	35	5,0	27235050100
	3900	65x80	24	7,2	39235065080
	4700	65x100	20	8,6	47235065100
	5600	75x100	17	8,2	56235075100
	6800	65x130	14	11,5	68235065130
	6800	75x115	14	9,5	68235075115
	8200	75x145	12	11,4	82235075145
	10000	75x165	10	13,2	10335075165
12000	90x148	8	15,5	12335090148	
15000	75x225	6	18,4	15335075225	
15000	90x170	6	18,3	15335090170	
18000	90x220	5	22,2	18335090220	
18000	90x230	5	22,6	18335090230	
400	560	35x55	227	1,4	56140035055
	680	40x55	187	1,7	68140040055
	820	35x70	155	1,8	82140035070
	1000	35x80	127	2,2	10240035080
	1000	40x70	127	2,2	10240040070
	1200	35x100	106	2,5	12240035100
	1200	40x80	106	2,7	12240040080
	1200	45x70	106	2,4	12240045070
	1500	40x100	85	2,8	15240040100
	1500	50x70	85	3,0	15240050070
	1800	50x80	71	3,3	18240050080
	1800	45x100	71	3,3	18240045100
	2200	50x100	58	3,9	22240050100
	3300	65x80	39	5,8	33240065080
	3900	65x100	33	6,8	39240065100
	5600	65x130	23	7,1	56240065130

Rated voltage U_R [V]	Rated cap. C_R [μF]	Case size D x L [mm]	Typ. ESR 100 Hz, 20°C [mΩ]	Ripple current IR~ 100 Hz, 85°C [A]	Order code
					Plain base: GMA...
					Stud mounting: GMB...
400	5600	75x100	23	8,9	56240075100
	6800	75x115	19	8,2	68240075115
	8200	75x145	16	9,8	82240075145
	10000	75x165	13	11,4	10340075165
	12000	90x148	11	13,4	12340090148
	15000	75x225	8	16,0	15340075225
	15000	90x170	8	15,8	15340090170
	18000	90x220	7	19,2	18340090220
450	18000	90x230	7	19,6	18340090230
	470	35x55	237	1,4	47145035055
	560	35x70	199	1,7	56145035070
	560	40x55	199	1,7	56145040055
	680	35x80	164	2,0	68145035080
	820	40x70	136	2,1	82145040070
	820	35x100	136	2,2	82145035100
	1000	40x80	111	2,4	10245040080
	1000	45x70	111	2,3	10245045070
	1200	40x100	93	2,9	12245040100
	1200	50x70	93	2,7	12245050070
	1500	50x80	74	3,2	15245050080
	1500	45x100	74	3,3	15245045100
	1800	50x100	62	3,8	18245050100
	2200	65x80	51	5,0	22245065080
	2700	65x100	41	6,1	27245065100
	3900	65x130	29	8,1	39245065130
	3900	75x100	29	6,3	39245075100
	4700	75x115	24	7,3	47245075115
	5600	75x145	20	8,7	56245075145
6800	75x165	16	10,1	68245075165	
8200	90x148	14	11,9	82245090148	
10000	75x225	11	13,9	10345075225	
12000	90x170	9	15,1	12345090170	
500	15000	90x220	7	18,8	15345090220
	15000	90x230	7	19,1	15345090230
	390	35x55	286	1,3	39150035055
	470	40x55	237	1,5	47150040055
	560	35x70	199	1,7	56150035070
	680	35x80	164	2,0	68150035080
	680	40x70	164	1,9	68150040070
	820	35x100	136	2,2	82150035100
	820	40x80	136	2,2	82150040080
	820	45x70	136	2,1	82150045070
	1000	50x70	111	2,7	10250050070
	1200	40x100	93	2,7	12250040100
	1200	50x80	93	2,8	12250050080
	1200	45x100	93	2,9	12250045100
	1800	50x100	62	3,8	18250050100
	2200	65x80	51	5,0	22250065080
	2700	65x100	41	6,1	27250065100

Stand: 12/2019

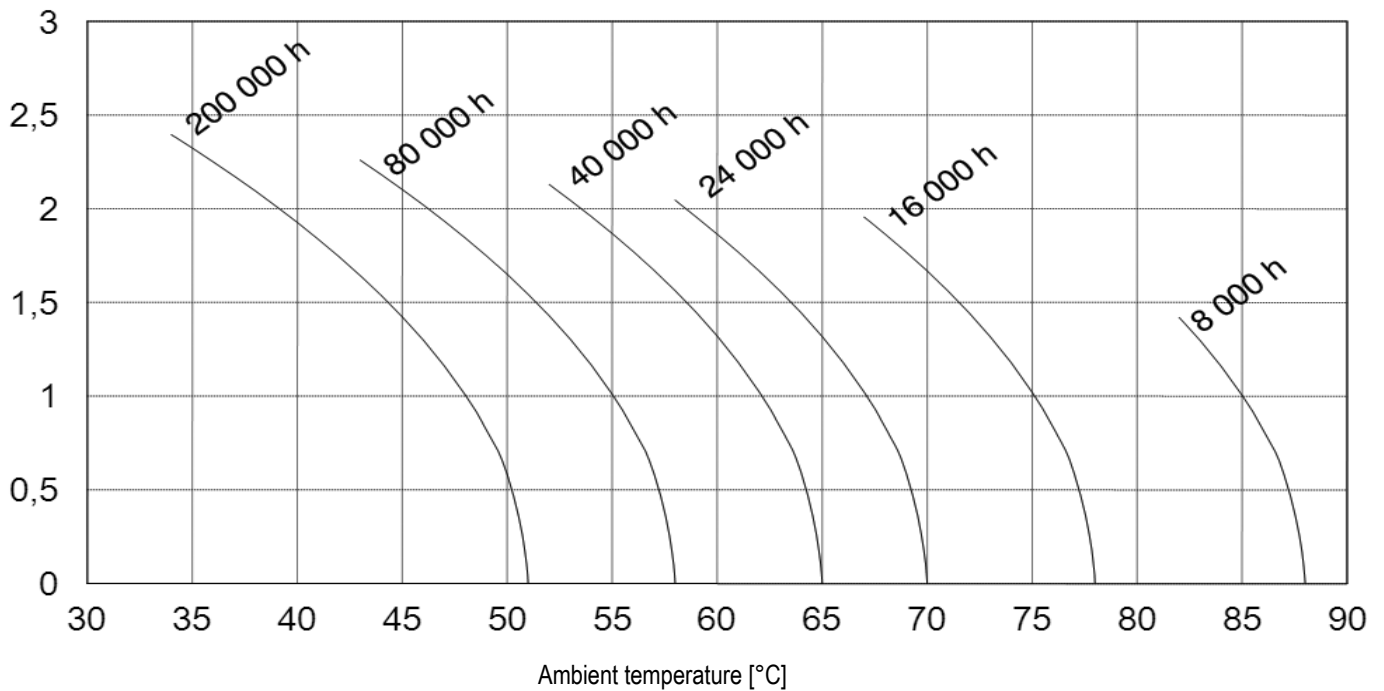
85°C



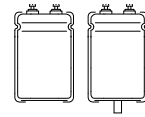
GM

Rated voltage U_R [V]	Rated cap. C_R [μ F]	Case size D x L [mm]	Typ. ESR 100 Hz, 20°C [m Ω]	Ripple current IR~ 100 Hz, 85°C [A]	Order code
					Plain base: GMA...
					Stud mounting: GMB...
500	3300	75x100	34	7,3	33250075100
	3900	65x130	29	6,4	39250065130
	4700	75x115	24	7,3	47250075115
	5600	75x145	20	8,7	56250075145
	6800	75x165	16	10,1	68250075165
	8200	90x148	14	11,9	82250090148
	10000	75x225	11	13,9	10350075225
	10000	90x170	11	13,8	10350090170
	15000	90x220	7	18,8	15350090220
	15000	90x230	7	19,1	15350090230

■ USEFUL LIFE AS A FUNCTION OF AMBIENT TEMPERATURE AND ACTUAL RIPPLE CURRENT



85°C



GMX



SCREW TERMINALS

HIGH CV PRODUCT

LONG LIFE 12000 H @ 85 °C

■ FEATURES

- All internal contacts welded
- High capacitance
- High CV product
- Long useful life

■ APPLICATIONS

- Computer
- Industrial
- Inverter/drives
- Laser

RoHS compliant
REACH compliant

■ GENERAL SPECIFICATIONS

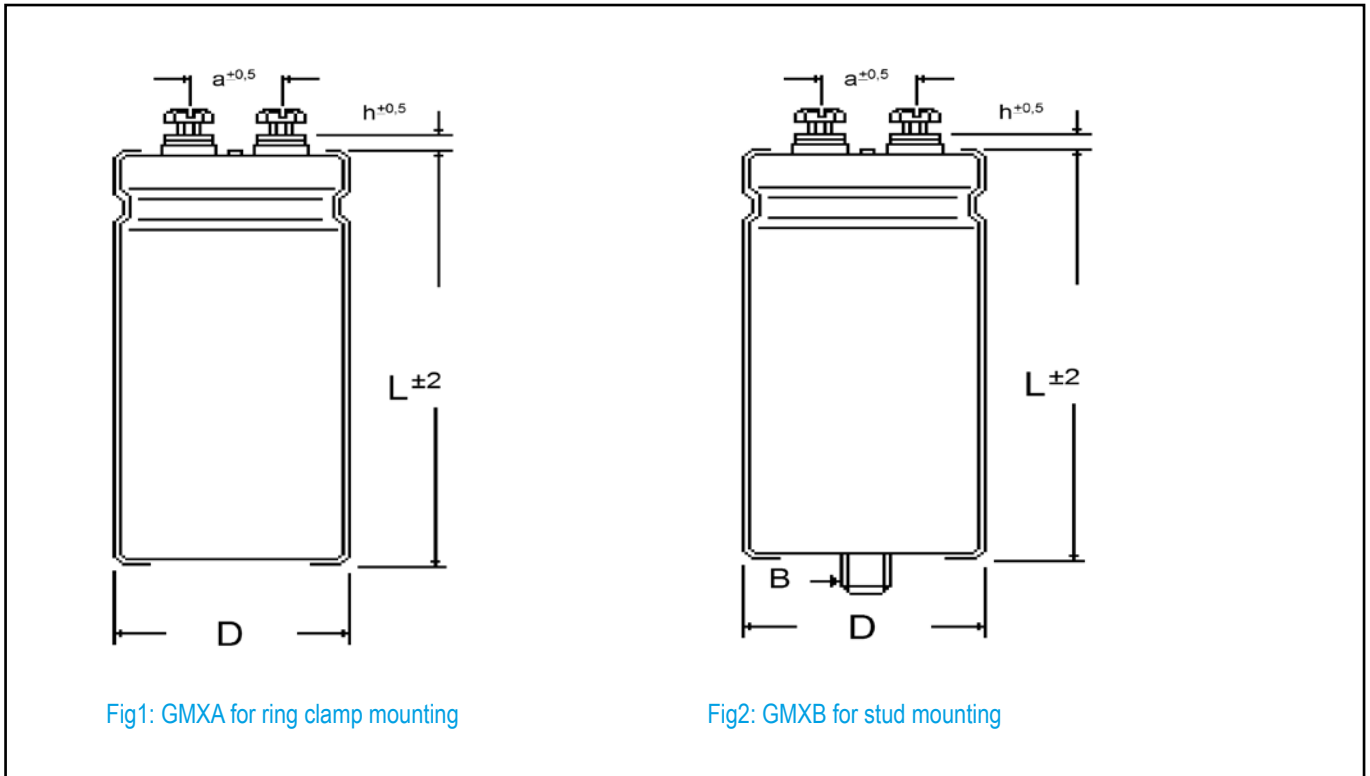
Items	Characteristics
Rated capacitance range C_R	390... 3.300.000 μ F
Capacitance tolerance	\pm 20%
Rated voltage range U	16 ... 450 V
Surge voltage U_S	$U_R \leq 315$ V: $U_S = 1,15 U_R$; $U_R > 315$ V: $U_S = 1,10 U_R$
Max. reverse voltage	2 V / 20 nH
Category temperature range	- 40°C ... + 85 °C
Leakage current I_L after 5 min @ U_R	$\leq 0,008 * C_R [\mu F] * U_R [V] + 6 \mu A [\mu A]$
Useful life 12000 h @ 85 °C ; U_R ; I_R	Requirements $\Delta C/C \leq 30$ % of initial value ; ESR ≤ 300 % of specified ; limit $I_L \leq$ specified limit
Endurance test 4000 h @ 85 °C , U_R	Requirements $\Delta C/C \leq 20$ % of initial value ; ESR ≤ 130 % of specified ; limit $I_L \leq$ specified limit
Climatic category IEC 60068	40/085/56
Voltage proof of the external insulation	≥ 2500 V AC
Sectional specification	IEC 60384-4

Different voltages and capacitance combinations are available on request. Also in small lots.

Stand: 12/2019



■ DRAWINGS FOR SERIES GMXA AND GMXB



■ DIMENSIONS AND MECHANICAL DATA

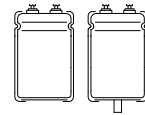
Dimensions, case with insulation sleeve				Connecting terminals		Mounting stud, GMB only	
D [mm]	Case length L available in 5 mm [mm]	h [mm]	a [mm]	Thread	Max. torque [Nm]	B	Max. torque [Nm]
35	40 ... 120	6	13	M5	2,0	M8 x 12	4,0
40	40 ... 120	5	18	M5	2,0	M8 x 12	4,0
50	40 ... 120	5	22	M5	2,0	M12 x 16	10,0
65	40 ... 180	5	28,5	M5	2,0	M12 x 16	10,0
75	40 ... 230	5	31,7	M5 ; M6	2,0 ; 2,5	M12 x 16	10,0
90	40 ... 230	5	31,7	M6	2,5	M12 x 16	10,0

GMA: connecting screws M5 or M6

GMB: connecting screws M5 or M6 + mounting nut M8 or M12

Remarks: Further mounting accessories like clamps, nylon cup nuts and insulation disks on request, see "accessory equipment".

85°C



GMX

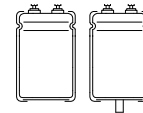
ELECTRICAL DATA AND ORDERING CODE FOR SERIES GMX

Rated voltage U_R [V]	Rated cap. C_R [μF]	Case size D x L [mm]	Typ. ESR 100 Hz, 20°C [mΩ]	Ripple current IR~ 100 Hz, 85°C [A]	Order code
					Plain base: GMXA...
					Stud mounting: GMXB...
16	82000	35x55	6	9,0	82301635055
	120000	35x70	4	12,0	12401635070
	120000	40x55	4	11,1	12401640055
	150000	35x80	3	14,2	15401635080
	150000	40x70	3	13,7	15401640070
	180000	35x100	3	17,0	18401635100
	180000	40x80	3	15,8	18401640080
	180000	45x70	3	15,0	18401645070
	220000	40x100	2	19,1	22401640100
	220000	50x70	2	17,7	22401650070
	270000	45x100	2	21,1	27401645100
	270000	50x80	2	20,6	27401650080
	390000	50x100	1	27,0	39401650100
	470000	65x80	1	35,6	47401665080
	560000	65x100	1	42,1	56401665100
	820000	65x130	1	56,5	82401665130
	820000	75x100	1	44,1	82401675100
	1000000	75x115	1	46,5	10501675115
	1200000	75x145	1	50,8	12501675145
	1500000	75x165	1	53,5	15501675165
1800000	90x148	1	57,3	18501690148	
2200000	75x225	1	61,0	22501675225	
2200000	90x170	1	60,4	22501690170	
2700000	90x220	1	67,1	27501690220	
3300000	90x230	1	68,3	33501690230	
25	22000	35x55	20	4,8	22302535055
	33000	35x70	14	6,5	33302535070
	33000	40x55	14	6,1	33302540055
	39000	35x80	11	7,5	39302535080
	47000	40x70	9	7,9	47302540070
	56000	35x100	8	9,8	56302535100
	56000	40x80	8	9,1	56302540080
	56000	45x70	8	8,6	56302545070
	68000	40x100	7	11,0	68302540100
	68000	50x70	7	10,2	68302550070
	68000	45x100	7	11,0	68302545100
	82000	50x80	5	11,7	82302550080
	120000	50x100	4	15,5	12402550100
	120000	65x80	4	18,3	12402565080
	180000	65x100	3	24,3	18402565100
	220000	75x100	2	23,2	22402575100
	270000	65x130	2	33,0	27402565130
	270000	75x115	2	27,1	27402575115
	390000	75x145	1	35,7	39402575145
	470000	75x165	1	41,2	47402575165
560000	90x148	1	48,1	56402590148	
680000	75x225	1	56,5	68402575225	

Rated voltage U_R [V]	Rated cap. C_R [μF]	Case size D x L [mm]	Typ. ESR 100 Hz, 20°C [mΩ]	Ripple current IR~ 100 Hz, 85°C [A]	Order code
					Plain base: GMXA...
					Stud mounting: GMXB...
25	680000	90x170	1	56,0	68402590170
	820000	90x220	1	68,2	82402590220
	1000000	90x230	1	76,8	10502590230
40	15000	35x55	25	4,3	15304035055
	18000	40x55	21	4,8	18304040055
	22000	35x70	17	5,7	22304035070
	27000	35x80	14	6,7	27304035080
	27000	40x70	14	6,5	27304040070
	33000	35x100	12	8,1	33304035100
	33000	40x80	12	7,5	33304040080
	33000	45x70	12	7,2	33304045070
	39000	50x70	10	8,3	39304050070
	47000	40x100	8	9,9	47304040100
	47000	50x80	8	9,6	47304050080
	56000	45x100	7	10,7	56304045100
	68000	50x100	6	12,6	68304050100
	82000	65x80	5	16,6	82304065080
	120000	65x100	3	21,8	12404065100
	150000	75x100	3	21,1	15404075100
	150000	65x130	3	27,0	15404065130
	180000	75x115	2	24,3	18404075115
	220000	75x145	2	29,4	22404075145
	270000	75x165	1	34,3	27404075165
330000	90x148	1	40,6	33404090148	
390000	75x225	1	47,0	39404075225	
390000	90x170	1	46,6	39404090170	
560000	90x220	1	62,0	56404090220	
560000	90x230	1	63,1	56404090230	
63	6800	35x55	42	3,4	68206335055
	8200	40x55	35	3,8	82206340055
	10000	35x70	29	4,5	10306335070
	12000	35x80	24	5,2	12306335080
	12000	40x70	24	5,0	12306340070
	15000	35x100	19	6,3	15306335100
	15000	40x80	19	5,9	15306340080
	15000	45x70	19	5,6	15306345070
	18000	50x70	16	6,5	18306350070
	18000	40x100	16	7,1	18306340100
	22000	50x80	13	7,6	22306350080
	22000	45x100	13	7,8	22306345100
	27000	50x100	11	9,2	27306350100
	39000	65x80	7	13,2	39306365080
	47000	65x100	6	15,8	47306365100
	68000	75x100	4	16,4	68306375100
	68000	65x130	4	21,0	68306365130
	82000	75x115	3	19,0	82306375115
	100000	75x145	3	22,9	10406375145

Stand: 12/2019

85°C



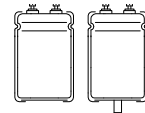
GMX

Rated voltage U_R [V]	Rated cap. C_R [μF]	Case size D x L [mm]	Typ. ESR 100 Hz, 20°C [mΩ]	Ripple current IR~ 100 Hz, 85°C [A]	Order code	
					Plain base: GMXA...	
					Stud mounting: GMXB...	
63	120000	75x165	2	26,4	12406375165	
	150000	90x148	2	31,6	15406390148	
	180000	75x225	2	36,9	18406375225	
	180000	90x170	2	36,6	18406390170	
	220000	90x220	1	44,9	22406390220	
	270000	90x230	1	50,6	27406390230	
	3900	35x55	82	2,4	39208035055	
	5600	35x70	57	3,2	56208035070	
80	6800	35x80	47	3,7	68208035080	
	6800	40x70	47	3,6	68208040070	
	8200	40x55	39	3,6	82208040055	
	8200	35x100	39	4,4	82208035100	
	8200	40x80	39	4,1	82208040080	
	10000	45x70	32	4,3	10308045070	
	12000	50x70	27	5,1	12308050070	
	12000	45x100	27	5,4	12308045100	
	15000	40x100	21	6,1	15308040100	
	15000	50x80	21	5,9	15308050080	
	18000	50x100	18	7,1	18308050100	
	22000	65x80	14	9,4	22308065080	
	27000	65x100	12	11,3	27308065100	
	39000	75x100	8	11,8	39308075100	
	39000	65x130	8	15,1	39308065130	
	47000	75x115	7	13,6	47308075115	
	68000	75x145	5	17,9	68308075145	
	68000	75x165	5	18,9	68308075165	
	100000	90x148	3	24,5	10408090148	
	120000	75x225	3	28,6	12408075225	
	120000	90x170	3	28,3	12408090170	
	150000	90x220	2	35,1	15408090220	
	150000	90x230	2	35,8	15408090230	
	3300	35x55	48	3,1	33210035055	
	4700	35x70	34	4,1	47210035070	
	100	4700	40x55	34	3,8	47210040055
		5600	35x80	28	4,7	56210035080
		5600	40x70	28	4,6	56210040070
		6800	35x100	23	5,7	68210035100
		6800	40x80	23	5,3	68210040080
		8200	45x70	19	5,5	82210045070
		10000	50x70	16	6,5	10310050070
10000		40x100	16	7,1	10310040100	
12000		45x100	13	7,7	12310045100	
12000		50x80	13	7,5	12310050080	
15000		50x100	11	9,2	15310050100	
18000		65x80	9	12,1	18310065080	
22000		65x100	7	14,5	22310065100	
27000		75x100	6	13,9	27310075100	
33000		65x130	5	19,6	33310065130	
39000		75x115	4	17,6	39310075115	

Rated voltage U_R [V]	Rated cap. C_R [μF]	Case size D x L [mm]	Typ. ESR 100 Hz, 20°C [mΩ]	Ripple current IR~ 100 Hz, 85°C [A]	Order code
					Plain base: GMXA...
					Stud mounting: GMXB...
100	47000	75x145	3	21,1	47310075145
	56000	75x165	3	24,2	56310075165
	68000	90x148	2	28,6	68310090148
	82000	75x225	2	33,4	82310075225
	82000	90x170	2	33,1	82310090170
	120000	90x220	1	44,5	12410090220
	120000	90x230	1	45,3	12410090230
	160	1800	35x55	62	2,8
2200		35x70	51	3,4	22216035070
2200		40x55	51	3,1	22216040055
2700		35x80	41	3,9	27216035080
2700		40x70	41	3,8	27216040070
3900		35x100	29	5,2	39216035100
3900		40x80	29	4,8	39216040080
3900		45x70	29	4,6	39216045070
4700		50x70	24	5,4	47216050070
4700		40x100	24	5,8	47216040100
5600		45x100	20	6,3	56216045100
5600		50x80	20	6,1	56216050080
6800		50x100	16	7,4	68216050100
8200		65x80	14	9,7	82216065080
12000		65x100	9	12,8	12316065100
15000		75x100	7	12,4	15316075100
18000		65x130	6	17,3	18316065130
18000		75x115	6	14,3	18316075115
27000		75x145	4	19,1	27316075145
27000		75x165	4	20,1	27316075165
39000		75x225	3	27,5	39316075225
39000		90x148	3	25,9	39316090148
47000		90x170	2	30,0	47316090170
56000		90x220	2	36,3	56316090220
56000	90x230	2	37,0	56316090230	
250	1000	35x55	96	2,2	10225035055
	1500	35x70	64	3,0	15225035070
	1500	40x55	64	2,8	15225040055
	1800	35x80	53	3,5	18225035080
	1800	40x70	53	3,3	18225040070
	2200	35x100	43	4,2	22225035100
	2200	40x80	43	3,9	22225040080
	2200	45x70	43	3,7	22225045070
	2700	50x70	35	4,4	27225050070
	3300	40x100	29	5,2	33225040100
	3900	45x100	24	5,7	39225045100
	3900	50x80	24	5,5	39225050080
	4700	50x100	20	6,6	47225050100
	5600	65x80	17	8,7	56225065080
	8200	65x100	12	11,4	82225065100
	10000	75x100	10	10,9	10325075100
	12000	65x130	8	15,3	12325065130

Stand: 12/2019

85°C

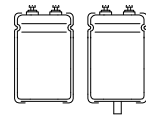


GMX

Rated voltage U_R [V]	Rated cap. C_R [μF]	Case size D x L [mm]	Typ. ESR 100 Hz, 20°C [mΩ]	Ripple current IR~ 100 Hz, 85°C [A]	Order code
					Plain base: GMXA...
					Stud mounting: GMXB...
250	12000	75x115	8	12,6	12325075115
	18000	75x145	5	16,8	18325075145
	18000	75x165	5	17,7	18325075165
	27000	75x225	4	24,7	27325075225
	27000	90x148	4	23,2	27325090148
	27000	90x170	4	24,5	27325090170
	39000	90x220	2	32,7	39325090220
	39000	90x230	2	33,3	39325090230
	350	560	35x55	171	1,7
680		40x55	141	1,9	68135040055
820		35x70	117	2,2	82135035070
1000		35x80	96	2,6	10235035080
1200		40x70	80	2,7	12235040070
1200		45x70	80	2,7	12235045070
1500		35x100	64	3,5	15235035100
1500		40x80	64	3,2	15235040080
1800		50x70	53	3,6	18235050070
1800		40x100	53	3,9	18235040100
1800		50x80	53	3,8	18235050080
2200		45x100	43	4,3	22235045100
2700		50x100	35	5,0	27235050100
3300		65x80	29	6,7	33235065080
3900		65x100	24	7,9	39235065100
4700		75x100	20	7,5	47235075100
5600		65x130	17	10,4	56235065130
5600		75x115	17	8,6	56235075115
8200		75x145	12	11,4	82235075145
8200		75x165	12	12,0	82235075165
12000		75x225	8	16,5	12335075225
12000	90x148	8	15,5	12335090148	
15000	90x170	6	18,3	15335090170	
18000	90x220	5	22,2	18335090220	
18000	90x230	5	22,6	18335090230	
400	390	35x55	327	1,2	39140035055
	560	35x70	227	1,6	56140035070
	560	40x55	227	1,5	56140040055
	680	35x80	187	1,8	68140035080
	820	40x70	155	2,0	82140040070
	820	40x80	155	2,1	82140040080
	1000	35x100	127	2,5	10240035100
	1000	45x70	127	2,2	10240045070
	1200	50x70	106	2,5	12240050070
	1200	40x100	106	2,7	12240040100

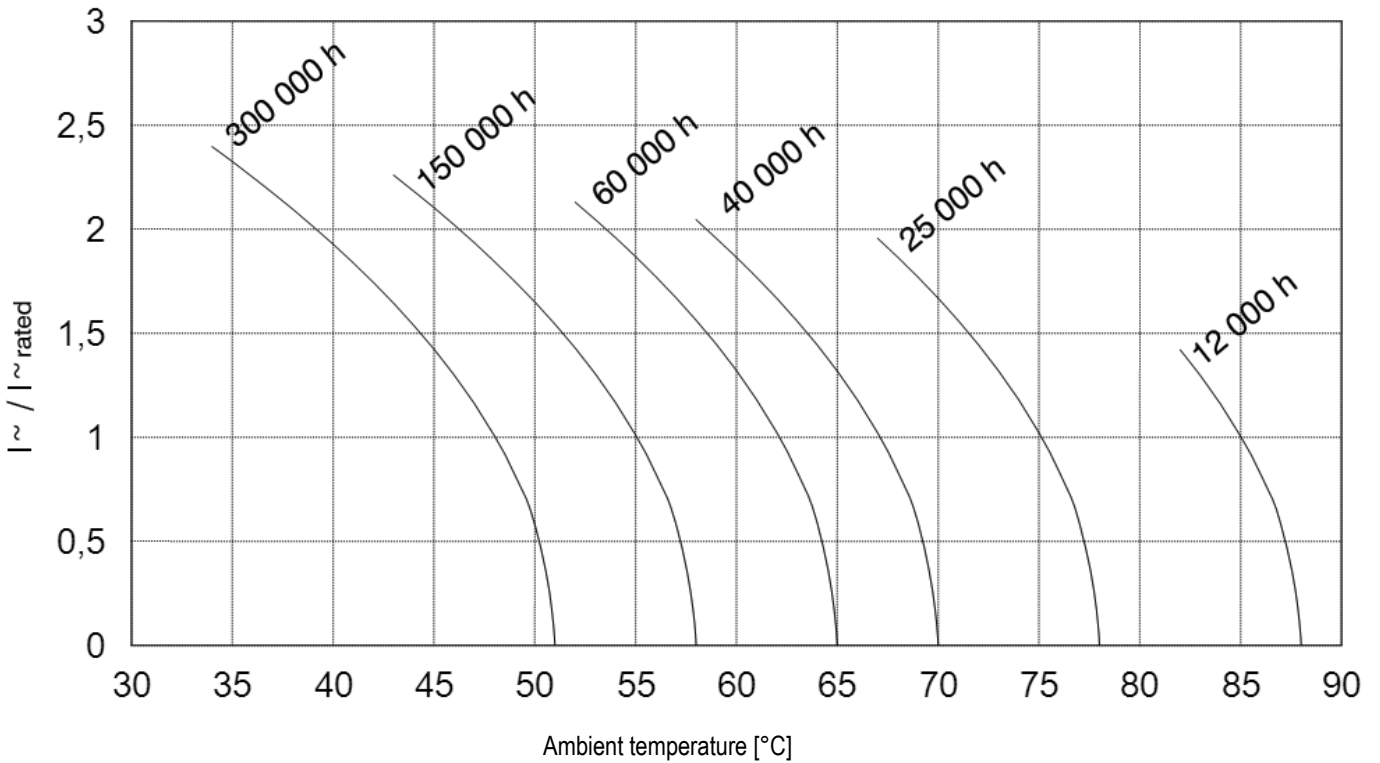
Rated voltage U_R [V]	Rated cap. C_R [μF]	Case size D x L [mm]	Typ. ESR 100 Hz, 20°C [mΩ]	Ripple current IR~ 100 Hz, 85°C [A]	Order code	
					Plain base: GMXA...	
					Stud mounting: GMXB...	
400	1500	45x100	85	3,0	15240045100	
	1500	50x80	85	3,0	15240050080	
	1800	50x100	71	3,6	18240050100	
	2200	65x80	58	4,7	22240065080	
	2700	65x100	47	5,7	27240065100	
	3300	65x100	40	5,8	33240065100	
	3900	75x100	33	5,9	39240075100	
	3900	65x130	33	7,5	39240065130	
	4700	75x115	27	6,8	47240075115	
	6800	75x145	19	9,0	68240075145	
	6800	75x165	19	9,4	68240075165	
	10000	90x148	13	12,2	10340090148	
	12000	75x225	11	14,3	12340075225	
	12000	90x170	11	14,2	12340090170	
	15000	90x220	8	17,6	15340090220	
	18000	90x230	7	19,6	18340090230	
	450	390	35x55	286	1,3	39145035055
		470	35x70	237	1,6	47145035070
560		35x80	199	1,8	56145035080	
560		35x100	199	2,0	56145035100	
680		40x55	164	1,7	68145040055	
820		40x70	136	2,1	82145040070	
820		40x80	136	2,2	82145040080	
1000		45x70	111	2,3	10245045070	
1000		40x100	111	2,7	10245040100	
1200		50x70	93	2,7	12245050070	
1200		45x100	93	2,9	12245045100	
1200		50x80	93	2,8	12245050080	
1800		50x100	62	3,8	18245050100	
1800		65x80	62	4,6	18245065080	
2700		65x100	41	6,1	27245065100	
3300		65x130	34	7,4	33245065130	
3900		75x100	29	6,3	39245075100	
3900		75x115	29	6,6	39245075115	
4700		75x145	26	7,6	47245075145	
5600		75x145	20	8,7	56245075145	
6800		75x165	16	10,1	68245075165	
8200		75x225	14	12,6	82245075225	
10000		90x148	11	13,1	10345090148	
10000		90x170	11	13,8	10345090170	
15000	90x220	7	18,8	15345090220		
15000	90x230	7	19,1	15345090230		
12000	90x220	7	17,9	12345090220		

85°C

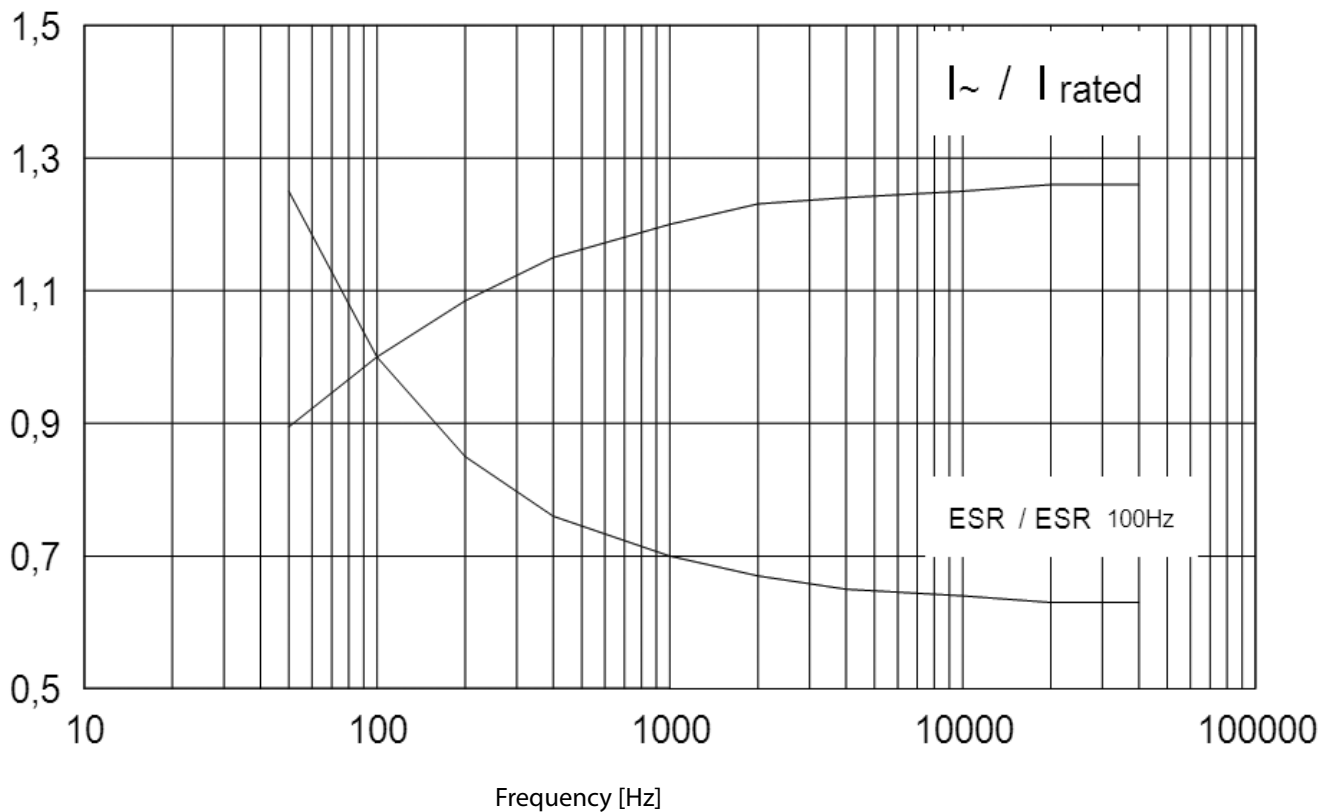


GMX

■ USEFUL LIFE AS A FUNCTION OF AMBIENT TEMPERATURE AND ACTUAL RIPPLE CURRENT

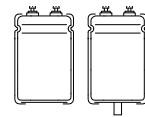


■ RIPPLE CURRENT AND ESR AS A FUNCTION OF FREQUENCY F



Stand: 12/2019

105°C



G



SCREW TERMINALS

HIGH CV PRODUCT

LONG LIFE 8000 H @ 105 °C

■ FEATURES

- All internal contacts welded
- High performance
- High ripple current
- Long useful life

■ APPLICATIONS

- Computer
- Industrial
- Inverter/drives
- Laser

RoHS compliant
REACH compliant

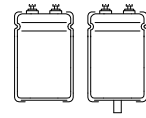
■ GENERAL SPECIFICATIONS

Items	Characteristics
Rated capacitance range C_R	390... 3.300.000 μ F
Capacitance tolerance	\pm 20%
Rated voltage range U	16 ... 450 V
Surge voltage U_S	$U_R \leq 315$ V: $U_S = 1,15 U_R$; $U_R > 315$ V: $U_S = 1,10 U_R$
Max. reverse voltage	2 V / 20 nH
Category temperature range	- 40°C ... + 105 °C
Leakage current I_L after 5 min @ U_R	$\leq 0,008 * C_R [\mu F] * U_R [V] + 6 \mu A [\mu A]$
Useful life 12000 h @ 85 °C ; U_R ; I_R	Requirements $\Delta C/C \leq 30$ % of initial value ; ESR ≤ 300 % of specified ; limit $I_L \leq$ specified limit
Endurance test 4000 h @ 85 °C , U_R	Requirements $\Delta C/C \leq 20$ % of initial value ; ESR ≤ 130 % of specified ; limit $I_L \leq$ specified limit
Climatic category IEC 60068	40/105/56
Voltage proof of the external insulation	≥ 2500 V AC
Sectional specification	IEC 60384-4

Different voltages and capacitance combinations are available on request. Also in small lots.

Stand: 12/2019





■ DRAWINGS FOR SERIES GA AND GB

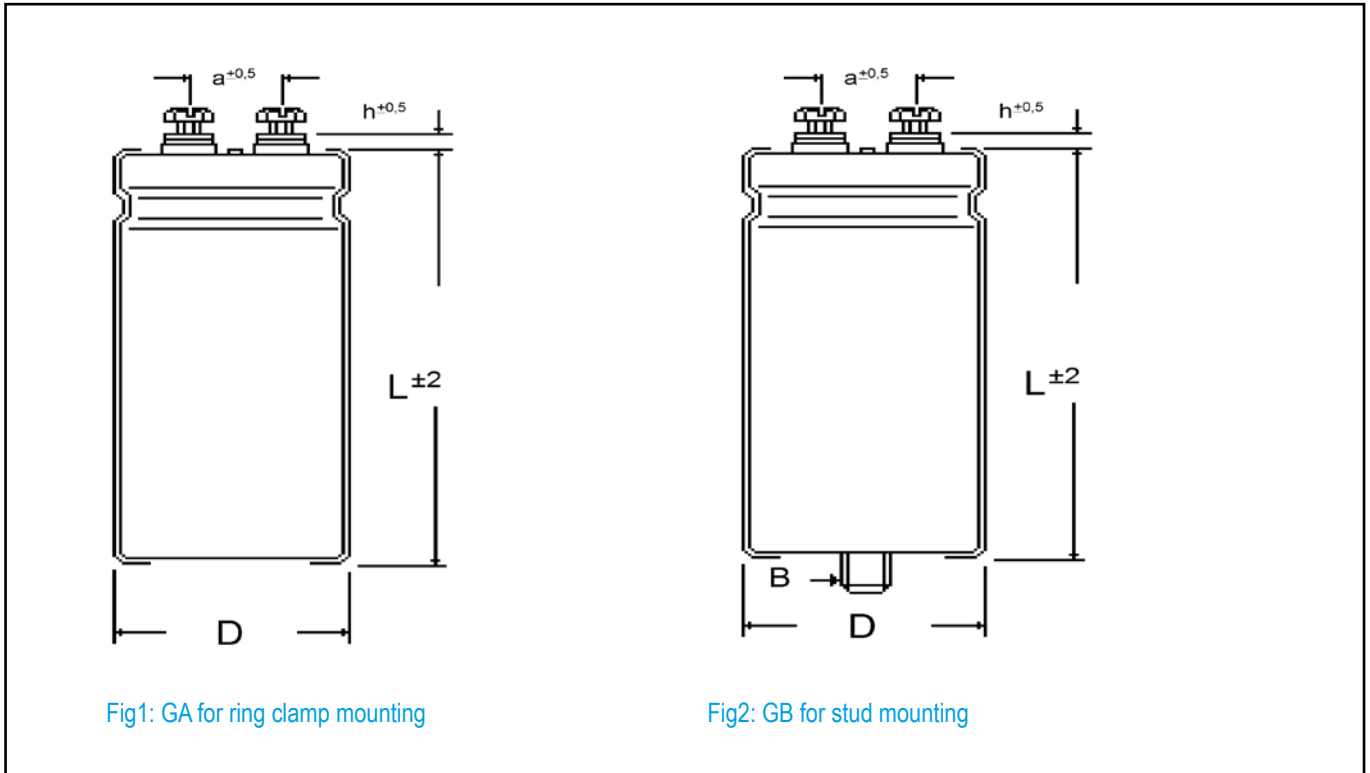


Fig1: GA for ring clamp mounting

Fig2: GB for stud mounting

■ DIMENSIONS AND MECHANICAL DATA

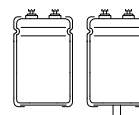
Dimensions, case with insulation sleeve				Connecting terminals		Mounting stud, GMB only	
D [mm]	Case length L available in 5 mm [mm]	h [mm]	a [mm]	Thread	Max. torque [Nm]	B	Max. torque [Nm]
35	40 ... 120	6	13	M5	2,0	M8 x 12	4,0
40	40 ... 120	5	18	M5	2,0	M8 x 12	4,0
50	40 ... 120	5	22	M5	2,0	M12 x 16	10,0
65	40 ... 180	5	28,5	M5	2,0	M12 x 16	10,0
75	40 ... 230	5	31,7	M5 ; M6	2,0 ; 2,5	M12 x 16	10,0
90	40 ... 230	5	31,7	M6	2,5	M12 x 16	10,0

GMA: connecting screws M5 or M6

GMB: connecting screws M5 or M6 + mounting nut M8 or M12

Remarks: Further mounting accessoires like clamps, nylon cup nuts and insulation disks on request, see "accessory equipment".

105°C



G

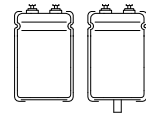
ELECTRICAL DATA AND ORDERING CODE FOR SERIES G

Rated voltage U_R [V]	Rated cap. C_R [µF]	Case size D x L [mm]	Typ. ESR 100 Hz, 20°C [mΩ]	Ripple current IR~ 100 Hz, 105°C [A]	Order code
					Plain base: GA...
16	82000	35x55	6	9,0	82301635055
	120000	35x70	4	12,0	12401635070
	120000	40x55	4	11,1	12401640055
	150000	35x80	3	14,2	15401635080
	150000	40x70	3	13,7	15401640070
	180000	35x100	3	17,0	18401635100
	180000	40x80	3	15,8	18401640080
	180000	45x70	3	15,0	18401645070
	220000	40x100	3	19,1	22401640100
	220000	50x70	3	17,7	22401650070
	270000	45x100	3	21,1	27401645100
	270000	50x80	3	20,6	27401650080
	390000	50x100	3	27,0	39401650100
	470000	65x80	3	35,6	47401665080
	560000	65x100	2	42,1	56401665100
	820000	65x130	2	56,5	82401665130
	820000	75x100	1	44,1	82401675100
	1000000	75x115	1	51,3	10501675115
	1200000	75x145	1	61,5	12501675145
	1500000	75x165	1	72,4	15501675165
	1800000	90x148	1	84,8	18501690148
	2200000	75x225	1	99,8	22501675225
	2200000	90x170	1	99,0	22501690170
	2700000	90x220	1	121,7	27501690220
	3300000	90x230	1	137,1	33501690230
	25	22000	35x55	20	4,8
33000		35x70	14	6,5	33302535070
33000		40x55	14	6,1	33302540055
39000		35x80	11	7,5	39302535080
47000		40x70	9	7,9	47302540070
56000		35x100	8	9,8	56302535100
56000		40x80	8	9,1	56302540080
56000		45x70	8	8,6	56302545070
68000		40x100	7	11,0	68302540100
68000		50x70	7	10,2	68302550070
68000		45x100	7	11,0	68302545100
82000		50x80	5	11,7	82302550080
120000		50x100	4	15,5	12402550100
120000		65x80	4	18,3	12402565080
180000		65x100	3	24,3	18402565100
220000		75x100	2	23,2	22402575100
270000		65x130	2	33,0	27402565130
270000		75x115	2	27,1	27402575115
390000		75x145	1	35,7	39402575145
470000		75x165	1	41,2	47402575165
560000		90x148	1	48,1	56402590148
680000		75x225	1	56,5	68402575225

Rated voltage U_R [V]	Rated cap. C_R [µF]	Case size D x L [mm]	Typ. ESR 100 Hz, 20°C [mΩ]	Ripple current IR~ 100 Hz, 105°C [A]	Order code
					Plain base: GA...
25	680000	90x170	1	56,0	68402590170
	820000	90x220	1	68,2	82402590220
	1000000	90x230	1	76,8	10502590230
40	15000	35x55	25	4,3	15304035055
	18000	40x55	21	4,8	18304040055
	22000	35x70	17	5,7	22304035070
	27000	35x80	14	6,7	27304035080
	27000	40x70	14	6,5	27304040070
	33000	35x100	12	8,1	33304035100
	33000	40x80	12	7,5	33304040080
	33000	45x70	12	7,2	33304045070
	39000	50x70	10	8,3	39304050070
	47000	40x100	8	9,9	47304040100
	47000	50x80	8	9,6	47304050080
	56000	45x100	7	10,7	56304045100
	68000	50x100	6	12,6	68304050100
	82000	65x80	5	16,6	82304065080
	120000	65x100	3	21,8	12404065100
	150000	75x100	3	21,1	15404075100
	150000	65x130	3	27,0	15404065130
	180000	75x115	2	24,3	18404075115
	220000	75x145	2	29,4	22404075145
	270000	75x165	1	34,3	27404075165
	330000	90x148	1	40,6	33404090148
	390000	75x225	1	47,0	39404075225
	390000	90x170	1	46,6	39404090170
	560000	90x220	1	62,0	56404090220
	560000	90x230	1	63,1	56404090230
	63	6800	35x55	42	3,4
8200		40x55	35	3,8	82206340055
10000		35x70	29	4,5	10306335070
12000		35x80	24	5,2	12306335080
12000		40x70	24	5,0	12306340070
15000		35x100	19	6,3	15306335100
15000		40x80	19	5,9	15306340080
15000		45x70	19	5,6	15306345070
18000		50x70	16	6,5	18306350070
18000		40x100	16	7,1	18306340100
22000		50x80	13	7,6	22306350080
22000		45x100	13	7,8	22306345100
27000		50x100	11	9,2	27306350100
39000		65x80	7	13,2	39306365080
47000		65x100	6	15,8	47306365100
68000		75x100	4	16,4	68306375100
68000		65x130	4	21,0	68306365130
82000		75x115	3	19,0	82306375115
100000		75x145	3	22,9	10406375145

Stand: 12/2019

105°C



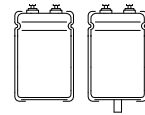
G

Rated voltage U_R [V]	Rated cap. C_R [μF]	Case size D x L [mm]	Typ. ESR 100 Hz, 20°C [mΩ]	Ripple current IR~ 100 Hz, 105°C [A]	Order code		
					Plain base: GA...		
					Stud mounting: GB...		
63	120000	75x165	2	26,4	12406375165		
	150000	90x148	2	31,6	15406390148		
	180000	75x225	2	36,9	18406375225		
	180000	90x170	2	36,6	18406390170		
	220000	90x220	1	44,9	22406390220		
	270000	90x230	1	50,6	27406390230		
	3900	35x55	82	2,4	39208035055		
	5600	35x70	57	3,2	56208035070		
80	6800	35x80	47	3,7	68208035080		
	6800	40x70	47	3,6	68208040070		
	8200	40x55	39	3,6	82208040055		
	8200	35x100	39	4,4	82208035100		
	8200	40x80	39	4,1	82208040080		
	10000	45x70	32	4,3	10308045070		
	12000	50x70	27	5,1	12308050070		
	12000	45x100	27	5,4	12308045100		
	15000	40x100	21	6,1	15308040100		
	15000	50x80	21	5,9	15308050080		
	18000	50x100	18	7,1	18308050100		
	22000	65x80	14	9,4	22308065080		
	27000	65x100	12	11,3	27308065100		
	39000	75x100	8	11,8	39308075100		
	39000	65x130	8	15,1	39308065130		
	47000	75x115	7	13,6	47308075115		
	68000	75x145	5	17,9	68308075145		
	68000	75x165	5	18,9	68308075165		
	100000	90x148	3	24,5	10408090148		
	120000	75x225	3	28,6	12408075225		
	120000	90x170	3	28,3	12408090170		
	150000	90x220	2	35,1	15408090220		
	150000	90x230	2	35,8	15408090230		
	3300	35x55	48	3,1	33210035055		
	4700	35x70	34	4,1	47210035070		
	100	4700	40x55	34	3,8	47210040055	
		5600	35x80	28	4,7	56210035080	
		5600	40x70	28	4,6	56210040070	
6800		35x100	23	5,7	68210035100		
6800		40x80	23	5,3	68210040080		
8200		45x70	19	5,5	82210045070		
10000		50x70	16	6,5	10310050070		
10000		40x100	16	7,1	10310040100		
12000		45x100	13	7,7	12310045100		
12000		50x80	13	7,5	12310050080		
15000		50x100	11	9,2	15310050100		
18000		65x80	9	12,1	18310065080		
22000		65x100	7	14,5	22310065100		
27000		75x100	6	13,9	27310075100		
33000		65x130	5	19,6	33310065130		
39000		75x115	4	17,6	39310075115		

Rated voltage U_R [V]	Rated cap. C_R [μF]	Case size D x L [mm]	Typ. ESR 100 Hz, 20°C [mΩ]	Ripple current IR~ 100 Hz, 105°C [A]	Order code		
					Plain base: GA...		
					Stud mounting: GB...		
100	47000	75x145	3	21,1	47310075145		
	56000	75x165	3	24,2	56310075165		
	68000	90x148	2	28,6	68310090148		
	82000	75x225	2	33,4	82310075225		
	82000	90x170	2	33,1	82310090170		
	120000	90x220	1	44,5	12410090220		
	120000	90x230	1	45,3	12410090230		
	160	1800	35x55	62	2,8	18216035055	
2200		35x70	51	3,4	22216035070		
2200		40x55	51	3,1	22216040055		
2700		35x80	41	3,9	27216035080		
2700		40x70	41	3,8	27216040070		
3900		35x100	29	5,2	39216035100		
3900		40x80	29	4,8	39216040080		
3900		45x70	29	4,6	39216045070		
4700		50x70	24	5,4	47216050070		
4700		40x100	24	5,8	47216040100		
5600		45x100	20	6,3	56216045100		
5600		50x80	20	6,1	56216050080		
6800		50x100	16	7,4	68216050100		
8200		65x80	14	9,7	82216065080		
12000		65x100	9	12,8	12316065100		
15000		75x100	7	12,4	15316075100		
18000		65x130	6	17,3	18316065130		
18000		75x115	6	14,3	18316075115		
27000		75x145	4	19,1	27316075145		
27000		75x165	4	20,1	27316075165		
39000		75x225	3	27,5	39316075225		
39000		90x148	3	25,9	39316090148		
47000		90x170	2	30,0	47316090170		
56000		90x220	2	36,3	56316090220		
56000		90x230	2	37,0	56316090230		
250		1000	35x55	96	2,2	10225035055	
		1500	35x70	64	3,0	15225035070	
		1500	40x55	64	2,8	15225040055	
	1800	35x80	53	3,5	18225035080		
	1800	40x70	53	3,3	18225040070		
	2200	35x100	43	4,2	22225035100		
	2200	40x80	43	3,9	22225040080		
	2200	45x70	43	3,7	22225045070		
	2700	50x70	35	4,4	27225050070		
	3300	40x100	29	5,2	33225040100		
	3900	45x100	24	5,7	39225045100		
	3900	50x80	24	5,5	39225050080		
	4700	50x100	20	6,6	47225050100		
	5600	65x80	17	8,7	56225065080		
	8200	65x100	12	11,4	82225065100		
	10000	75x100	10	10,9	10325075100		
12000	65x130	8	15,3	12325065130			

Stand: 12/2019

105°C

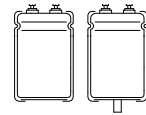


G

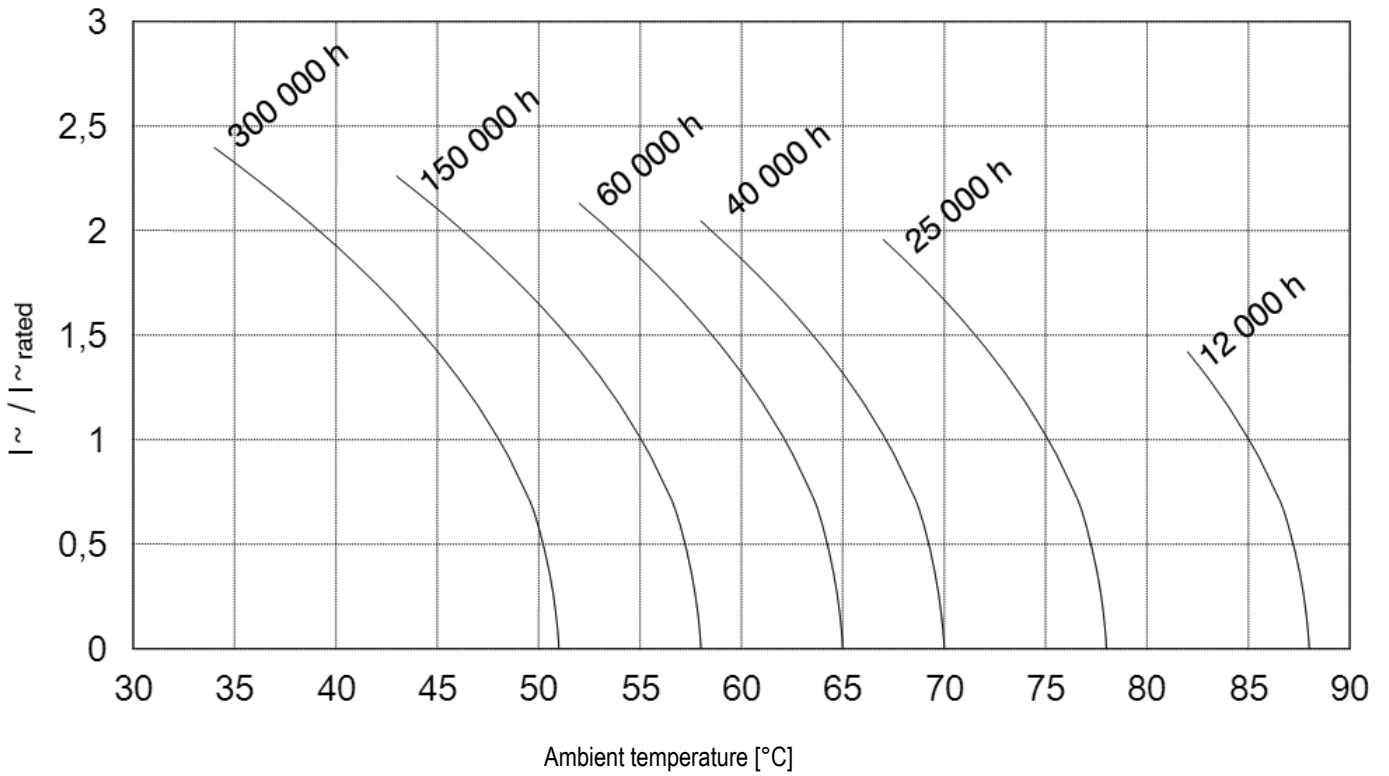
Rated voltage U_R [V]	Rated cap. C_R [μF]	Case size D x L [mm]	Typ. ESR 100 Hz, 20°C [mΩ]	Ripple current IR~ 100 Hz, 105°C [A]	Order code
					Plain base: GA...
					Stud mounting: GB...
250	12000	75x115	8	12,6	12325075115
	18000	75x145	5	16,8	18325075145
	18000	75x165	5	17,7	18325075165
	27000	75x225	4	24,7	27325075225
	27000	90x148	4	23,2	27325090148
	27000	90x170	4	24,5	27325090170
	39000	90x220	2	32,7	39325090220
	39000	90x230	2	33,3	39325090230
350	560	35x55	171	1,7	56135035055
	680	40x55	141	1,9	68135040055
	820	35x70	117	2,2	82135035070
	1000	35x80	96	2,6	10235035080
	1200	40x70	80	2,7	12235040070
	1200	45x70	80	2,7	12235045070
	1500	35x100	64	3,5	15235035100
	1500	40x80	64	3,2	15235040080
	1800	50x70	53	3,6	18235050070
	1800	40x100	53	3,9	18235040100
	1800	50x80	53	3,8	18235050080
	2200	45x100	43	4,3	22235045100
	2700	50x100	35	5,0	27235050100
	3300	65x80	29	6,7	33235065080
	3900	65x100	24	7,9	39235065100
	4700	75x100	20	7,5	47235075100
	5600	65x130	17	10,4	56235065130
	5600	75x115	17	8,6	56235075115
	8200	75x145	12	11,4	82235075145
	8200	75x165	12	12,0	82235075165
	12000	75x225	8	16,5	12335075225
	12000	90x148	8	15,5	12335090148
	15000	90x170	6	18,3	15335090170
	18000	90x220	5	22,2	18335090220
18000	90x230	5	22,6	18335090230	
400	390	35x55	327	1,2	39140035055
	560	35x70	227	1,6	56140035070
	560	40x55	227	1,5	56140040055
	680	35x80	187	1,8	68140035080
	820	40x70	155	2,0	82140040070
	820	40x80	155	2,1	82140040080
	1000	35x100	127	2,5	10240035100
	1000	45x70	127	2,2	10240045070
	1200	50x70	106	2,5	12240050070
	1200	40x100	106	2,7	12240040100

Rated voltage U_R [V]	Rated cap. C_R [μF]	Case size D x L [mm]	Typ. ESR 100 Hz, 20°C [mΩ]	Ripple current IR~ 100 Hz, 105°C [A]	Order code	
					Plain base: GA...	
					Stud mounting: GB...	
400	1500	45x100	85	3,0	15240045100	
	1500	50x80	85	3,0	15240050080	
	1800	50x100	71	3,6	18240050100	
	2200	65x80	58	4,7	22240065080	
	2700	65x100	47	5,7	27240065100	
	3300	65x100	40	5,8	33240065100	
	3900	75x100	33	5,9	39240075100	
	3900	65x130	33	7,5	39240065130	
	4700	75x115	27	6,8	47240075115	
	6800	75x145	19	9,0	68240075145	
	6800	75x165	19	9,4	68240075165	
	10000	90x148	13	12,2	10340090148	
	12000	75x225	11	14,3	12340075225	
	12000	90x170	11	14,2	12340090170	
	15000	90x220	8	17,6	15340090220	
	18000	90x230	7	19,6	18340090230	
	450	390	35x55	286	1,3	39145035055
		470	35x70	237	1,6	47145035070
560		35x80	199	1,8	56145035080	
560		35x100	199	2,0	56145035100	
680		40x60	164	1,8	68145040060	
820		40x70	136	2,1	82145040070	
820		40x80	136	2,2	82145040080	
1000		45x70	111	2,3	10245045070	
1000		40x100	111	2,7	10245040100	
1200		50x70	93	2,7	12245050070	
1200		45x100	93	2,9	12245045100	
1200		50x80	93	2,8	12245050080	
1800		50x100	62	3,8	18245050100	
1800		65x80	62	4,6	18245065080	
2700		65x100	41	6,1	27245065100	
3300		65x130	34	7,4	33245065130	
3900		75x100	29	6,3	39245075100	
3900		75x115	29	6,6	39245075115	
4700		75x145	25	7,6	47245075145	
5600		75x145	20	8,7	56245075145	
6800		75x165	16	10,1	68245075165	
8200		75x225	14	12,6	82245075225	
10000		90x148	11	13,1	10345090148	
10000		90x170	11	13,8	10345090170	
15000		90x220	7	18,8	15345090220	
15000		90x230	7	19,1	15345090230	
15000		90x230	7	19,1	15345090230	

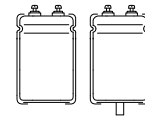
Stand: 12/2019



■ USEFUL LIFE AS A FUNCTION OF AMBIENT TEMPERATURE AND ACTUAL RIPPLE CURRENT



125°C



GG



SCREW TERMINALS

VERY LONG LIFETIME

HIGH CV PRODUCT

HIGH-TEMP 125 °C

LOW INDUCTANCE ESL

■ FEATURES

- All internal contacts welded
- High temp 125°C
- Long useful life
- Low inductance ESL

■ APPLICATIONS

- Computer
- Industrial
- Inverter/drives
- Welding

RoHS compliant
REACH compliant

■ GENERAL SPECIFICATIONS

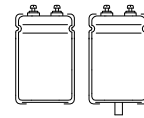
Items	Characteristics
Rated capacitance range C_R	3.900... 3.300.000 μ F
Capacitance tolerance	$\pm 20\%$
Rated voltage range U	16 ... 63 V
Surge voltage U_s	$U_s = 1,15 U_R$
Max. reverse voltage	2 V / 13 nH
Category temperature range	- 55°C ... + 125 °C
Leakage current I_L after 5 min @ U_R	$\leq 0,008 * C_R [\mu F] * U_R [V] + 6 \mu A [\mu A]$
Useful life 2000 h @ 125 °C ; U_R ; I_R	Requirements $\Delta C/C \leq 30\%$ of initial value ; ESR $\leq 300\%$ of specified ; limit $I_L \leq$ specified limit
Endurance test 1000 h @ 125 °C , U_R	Requirements $\Delta C/C \leq 20\%$ of initial value ; ESR $\leq 130\%$ of specified ; limit $I_L \leq$ specified limit
Climatic category IEC 60068	55/125/56
Voltage proof of the external insulation	≥ 2500 V AC
Sectional specification	IEC 60384-4

Different voltages and capacitance combinations are available on request. Also in small lots.

Stand: 12/2019



125°C



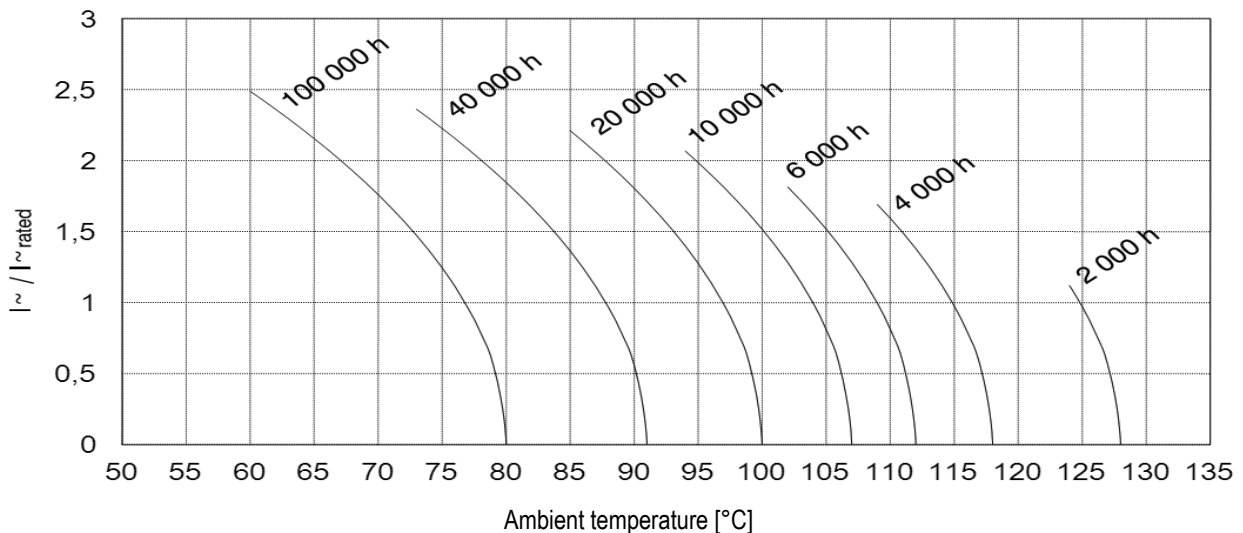
GG

ELECTRICAL DATA AND ORDERING CODE FOR SERIES GG

Rated voltage U_R [V]	Rated cap. C_R [μF]	Case size D x L [mm]	Typ. ESR 100 Hz, 20°C [mΩ]	Ripple current $I_{R\sim}$ 100 Hz, 125°C [A]	Order code
					Plain base: GGA...
					Stud mounting: GGB...
16	27000	35x55	17	5,4	27301635055
	39000	40x55	11	6,6	39301640055
	47000	35x70	9	7,8	47301635070
	56000	35x80	8	9,0	56301635080
	56000	40x70	8	8,6	56301640070
	68000	35x100	7	10,8	68301635100
	68000	40x80	7	10,0	68301640080
	68000	45x70	7	9,5	68301645070
	68000	45x100	7	11,0	68301645100
	82000	50x70	5	11,2	82301650070
	100000	50x80	4	13,0	10401650080
	120000	40x100	4	14,6	12401640100
	150000	50x100	3	17,3	15401650100
	25	18000	35x55	25	4,4
22000		35x70	20	5,3	22302535070
22000		40x55	20	4,9	22302540055
27000		35x80	17	6,2	27302535080
33000		40x70	14	6,6	33302540070
39000		35x100	11	8,2	39302535100
39000		40x80	11	7,6	39302540080
39000		45x70	11	7,2	39302545070
47000		40x100	9	9,1	47302540100
47000		50x70	9	8,5	47302550070
56000		45x100	8	9,9	56302545100
56000		50x80	8	9,7	56302550080
82000		50x100	5	12,8	82302550100

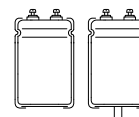
Rated voltage U_R [V]	Rated cap. C_R [μF]	Case size D x L [mm]	Typ. ESR 100 Hz, 20°C [mΩ]	Ripple current $I_{R\sim}$ 100 Hz, 125°C [A]	Order code
					Plain base: GGA...
					Stud mounting: GGB...
40	8200	35x55	47	3,2	82204035055
	12000	40x55	32	3,9	12304040055
	12000	35x70	32	4,2	12304035070
	15000	35x80	25	5,0	15304035080
	15000	40x70	25	4,8	15304040070
	18000	35x100	21	6,0	18304035100
	18000	40x80	21	5,6	18304040080
	18000	45x70	21	5,3	18304045070
	22000	50x70	17	6,3	22304050070
	27000	40x100	14	7,5	27304040100
	27000	50x80	14	7,3	27304050080
	33000	45x100	12	8,2	33304045100
	39000	50x100	10	9,5	39304050100
	63	3900	35x55	73	2,5
4700		40x55	61	2,8	47206340055
5600		35x70	51	3,3	56206335070
6800		35x80	42	3,9	68206335080
6800		40x70	42	3,8	68206340070
8200		35x100	35	4,7	82206335100
8200		40x80	35	4,3	82206340080
8200		45x70	35	4,1	82206345070
10000		50x70	29	4,9	10306350070
12000		40x100	24	5,8	12306340100
12000		50x80	24	5,6	12306350080
12000		45x100	24	5,7	12306345100
18000		50x100	16	7,5	18306350100

USEFUL LIFE AS A FUNCTION OF AMBIENT TEMPERATURE AND ACTUAL RIPPLE CURRENT



Stand: 12/2019

Special electrolyte 85°C



GF



NON FLAMMABLE ELECTROLYTE

SCREW TERMINALS

HIGH CV PRODUCT

LONG LIFE 8000 H @ 85 °C

FEATURES

- All internal contacts welded
- Self distinguishing electrolyte
- High capacitance
- High reliability

APPLICATIONS

- Industrial
- Inverter/drives
- Professional photoflash
- Welding

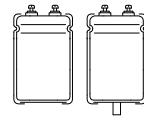
RoHS compliant
REACH compliant

GENERAL SPECIFICATIONS

Items	Characteristics
Rated capacitance range C_R	3.900... 18.000 μF
Capacitance tolerance	$\pm 20\%$
Rated voltage range U	350 ... 450 V
Surge voltage U_S	$U_S = 1,10 U_R$
Max. reverse voltage	2 V / 20 nH
Category temperature range	- 25°C ... + 85 °C
Leakage current I_L after 5 min @ U_R	$\leq 0,008 * C_R [\mu\text{F}] * U_R [\text{V}] + 6 \mu\text{A} [\mu\text{A}]$
Useful life 8000 h @ 85 °C ; U_R ; I_R	Requirements $\Delta C/C \leq 30\%$ of initial value ; ESR $\leq 300\%$ of specified ; limit $I_L \leq$ specified limit
Endurance test 2000 h @ 85 °C , U_R	Requirements $\Delta C/C \leq 20\%$ of initial value ; ESR $\leq 130\%$ of specified ; limit $I_L \leq$ specified limit
Climatic category IEC 60068	25/085/56
Voltage proof of the external insulation	≥ 2500 V AC
Sectional specification	IEC 60384-4

Different voltages and capacitance combinations are available on request. Also in small lots.

Stand: 12/2019



■ DRAWINGS FOR SERIES GFA AND GFB

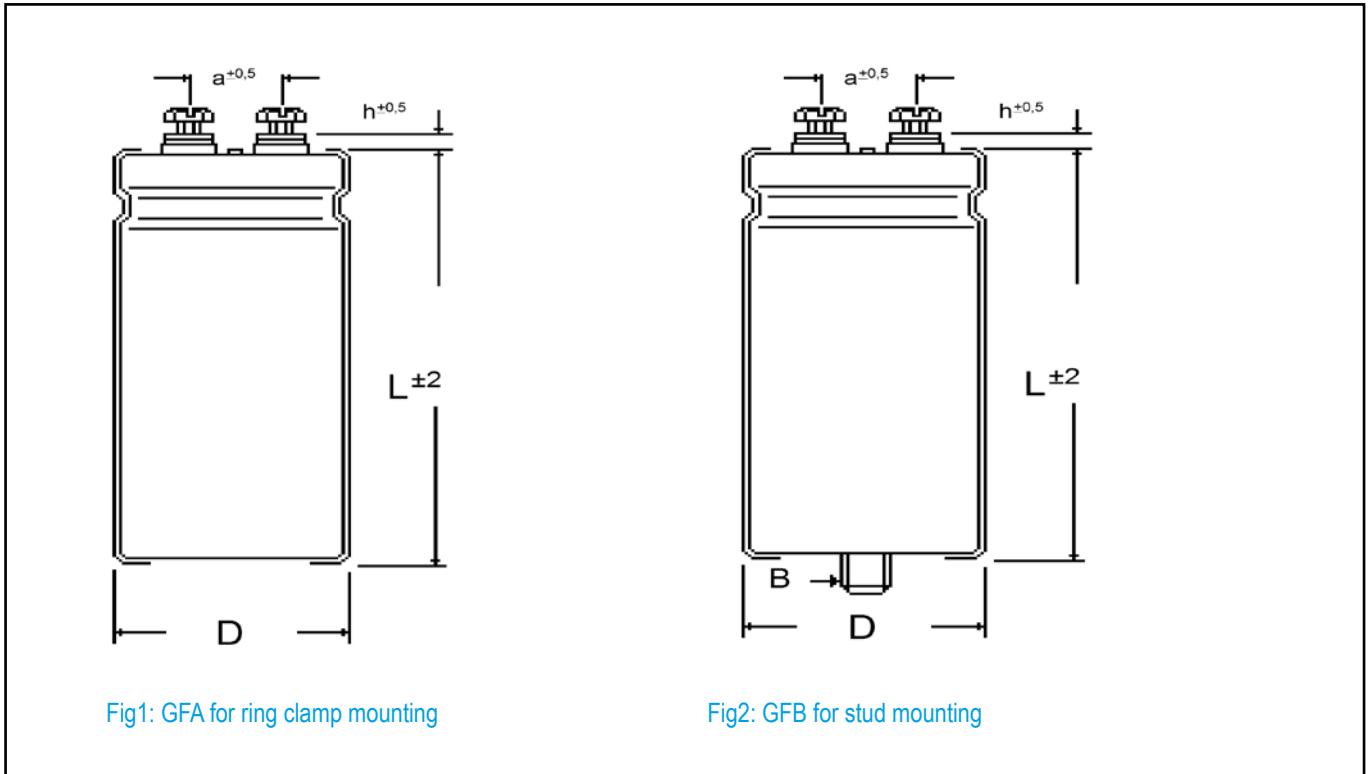


Fig1: GFA for ring clamp mounting

Fig2: GFB for stud mounting

■ DIMENSIONS AND MECHANICAL DATA

Dimensions, case with insulation sleeve				Connecting terminals		Mounting stud, GMB only	
D [mm]	Case length L available in 5 mm [mm]	h [mm]	a [mm]	Thread	Max. torque [Nm]	B	Max. torque [Nm]
35	40 ... 120	6	13	M5	2,0	M8 x 12	4,0
40	40 ... 120	5	18	M5	2,0	M8 x 12	4,0
50	40 ... 120	5	22	M5	2,0	M12 x 16	10,0
65	40 ... 180	5	28,5	M5	2,0	M12 x 16	10,0
75	40 ... 230	5	31,7	M5 ; M6	2,0 ; 2,5	M12 x 16	10,0
90	40 ... 230	5	31,7	M6	2,5	M12 x 16	10,0

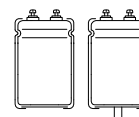
GMA: connecting screws M5 or M6

GMB: connecting screws M5 or M6 + mounting nut M8 or M12

Remarks: Further mounting accessoires like clamps, nylon cup nuts and insulation disks on request, see "accessory equipment".

Stand: 12/2019

Special electrolyte 85°C



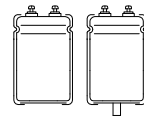
GF

ELECTRICAL DATA AND ORDERING CODE FOR SERIES GF

Rated voltage U_R [V]	Rated cap. C_R [μF]	Case size D x L [mm]	Typ. ESR 100 Hz, 20°C [mΩ]	Ripple current IR~ 100 Hz, 85°C [A]	Order code
					Plain base: GFA...
					Stud mounting: GFB...
350	560	35x55	199	1,8	56135035055
	680	40x55	164	2,1	68135040055
	1200	45x70	93	3,0	12235045070
	1500	35x100	74	3,7	15235035100
	1800	40x100	62	4,3	18235040100
	1800	50x70	62	4,0	18235050070
	2200	45x100	51	4,7	22235045100
	2700	50x100	41	5,6	27235050100
	3300	65x80	34	6,4	33235065080
	4700	75x100	24	8,3	47235075100
	5600	65x130	20	10,0	56235065130
	8200	75x145	14	12,6	82235075145
	12000	75x225	9	18,3	12335075225
	12000	90x148	9	17,1	12335090148
18000	90x230	6	25,1	18335090230	
400	390	35x55	286	1,5	39140035055
	560	40x55	199	1,9	56140040055
	1000	45x70	111	2,8	10240045070
	1000	35x100	111	3,0	10240035100
	1200	40x100	93	3,5	12240040100
	1200	50x70	93	3,2	12240050070
	1500	45x100	74	3,9	15240045100
	1800	50x100	62	4,5	18240050100

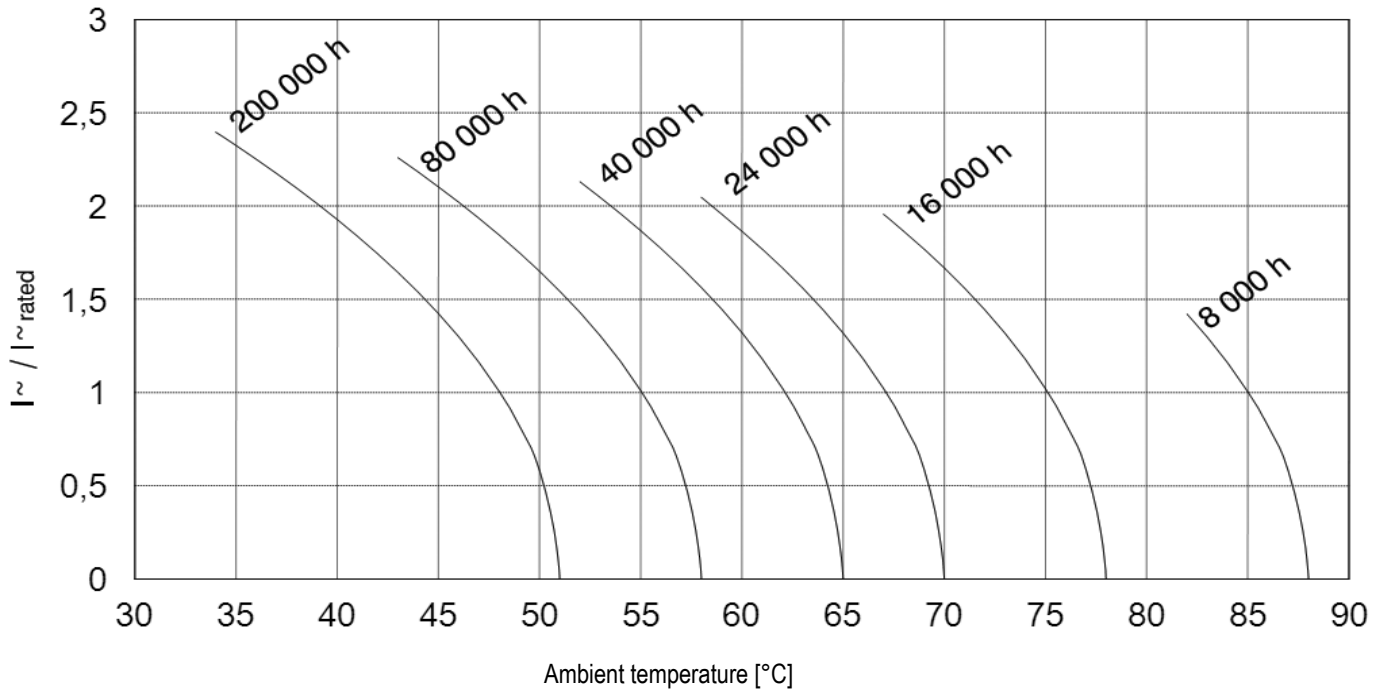
Rated voltage U_R [V]	Rated cap. C_R [μF]	Case size D x L [mm]	Typ. ESR 100 Hz, 20°C [mΩ]	Ripple current IR~ 100 Hz, 85°C [A]	Order code
					Plain base: GFA...
					Stud mounting: GFB...
400	2200	65x80	51	5,2	22240065080
	3900	75x100	29	7,5	39240075100
	3900	65x130	29	8,3	39240065130
	6800	75x145	16	11,5	68240075145
	10000	90x148	11	15,6	10340090148
	12000	75x225	9	18,3	12340075225
	18000	90x230	6	25,1	18340090230
	390	35x55	286	1,5	39145035055
	560	35x100	199	0,9	56145035000
	680	40x55	164	2,1	68145040055
	820	40x60	136	2,4	82145040060
	1000	45x70	111	3,2	10245045100
	1200	40x100	93	3,5	12245040100
	1200	50x70	93	3,2	12245050070
	1200	45x100	93	3,5	12245045100
	450	1800	50x100	62	4,5
1800		65x80	62	4,7	18245065080
3900		75x100	29	7,5	39245075100
3300		65x130	34	7,7	33245065130
5600		75x145	20	10,4	56245075145
8200		75x225	14	15,1	82245075225
10000		90x148	11	15,6	10345090148
15000		90x230	7	22,9	15345090230

Special electrolyte 85°C




GF

■ USEFUL LIFE AS A FUNCTION OF AMBIENT TEMPERATURE AND ACTUAL RIPPLE CURRENT



105°C



GW



■ FEATURES

- All contacts welded
- High ripple current
- Thermal conducting pad
- Best suited for heatsink mounting

■ APPLICATIONS

- Inverter/drives
- Traction
- Industrial
- Welding

RoHS compliant
REACH compliant


■ GENERAL SPECIFICATIONS

Items	Characteristics
Rated capacitance range C_R	1.000... 22.000 μF
Capacitance tolerance	$\pm 20\%$
Rated voltage range U	40 ... 450 V
Surge voltage U_S	$U_R \leq 315 \text{ V}: U_S = 1,15 U_R$; $U_R > 315 \text{ V}: U_S = 1,10 U_R$
Max. reverse voltage	2 V / 13 nH
Category temperature range	- 40°C ... + 105 °C
Leakage current I_L after 5 min @ U_R	$\leq 0,008 * C_R [\mu\text{F}] * U_R [\text{V}] + 6 \mu\text{A} [\mu\text{A}]$
Useful life 5000 h @ 105 °C ; U_R ; I_R	Requirements $\Delta C/C \leq 30\%$ of initial value ; ESR $\leq 300\%$ of specified ; limit $I_L \leq$ specified limit
Endurance test 2000 h @ 105 °C , U_R	Requirements $\Delta C/C \leq 20\%$ of initial value ; ESR $\leq 130\%$ of specified ; limit $I_L \leq$ specified limit
Climatic category IEC 60068	40/105/56
Voltage proof of the external insulation	$\geq 2500 \text{ V AC}$
Sectional specification	IEC 60384-4

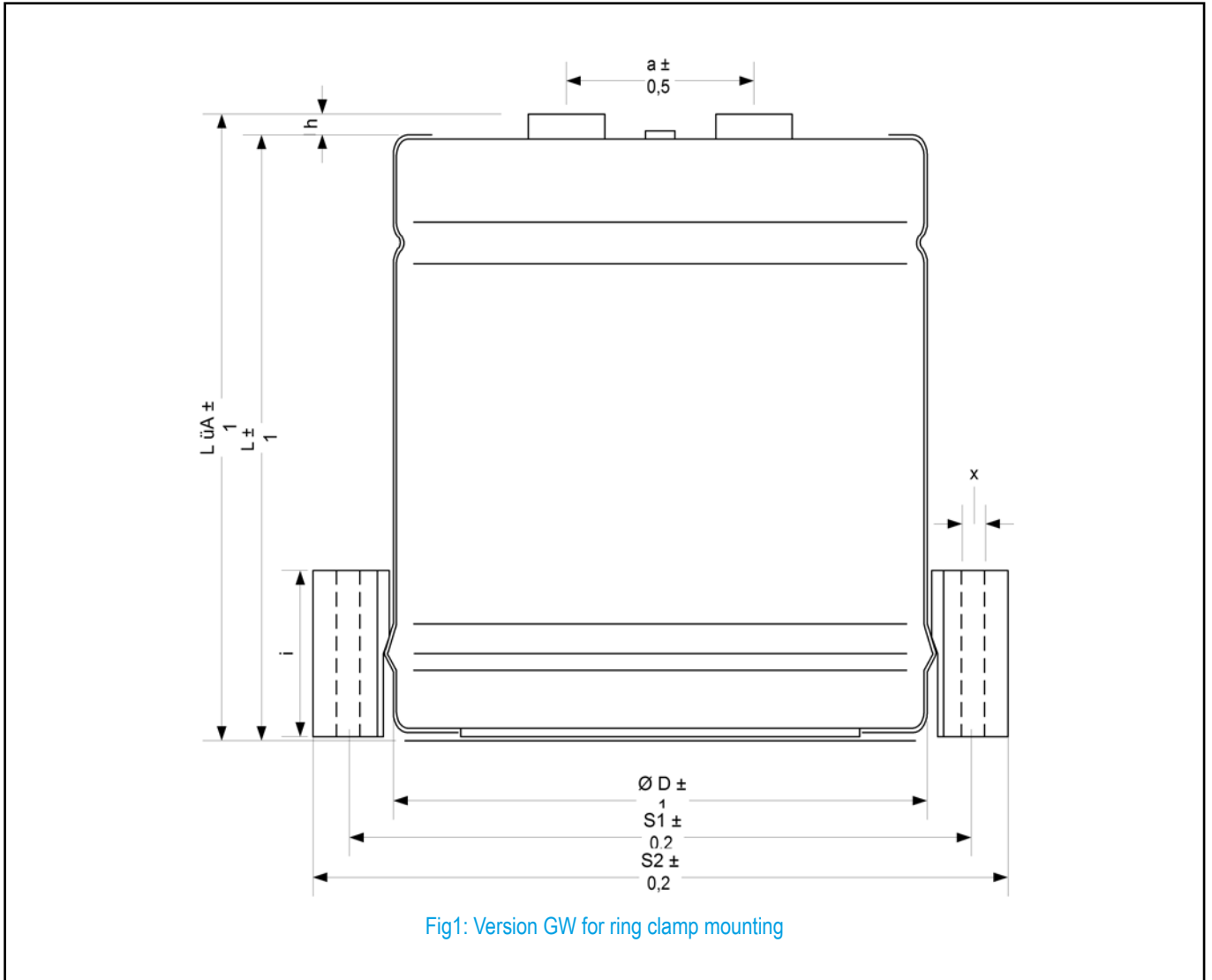
Different voltages and capacitance combinations are available on request. Also in small lots.

Stand: 12/2019





■ DRAWINGS FOR SERIES GW



■ DIMENSIONS AND MECHANICAL DATA

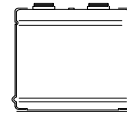
D [mm]	h [mm]	a [mm]	x [mm]	i [mm]	Thread	Max. torque [Nm]	S ₁	S ₂
50	5	22	4,5	20	M5	2,0	63	75
75	5	31,7	4,5	20	M5 ; M6	2,0 ; 2,5	90	101
90	5	31,7	4,5	20	M5	2,0	105	116

GW: connecting screws M5 or M6

Remarks: Further mounting accessoires like clamps, nylon cup nuts and insulation disks on request, see "accessory equipment".

Stand: 12/2019

105°C



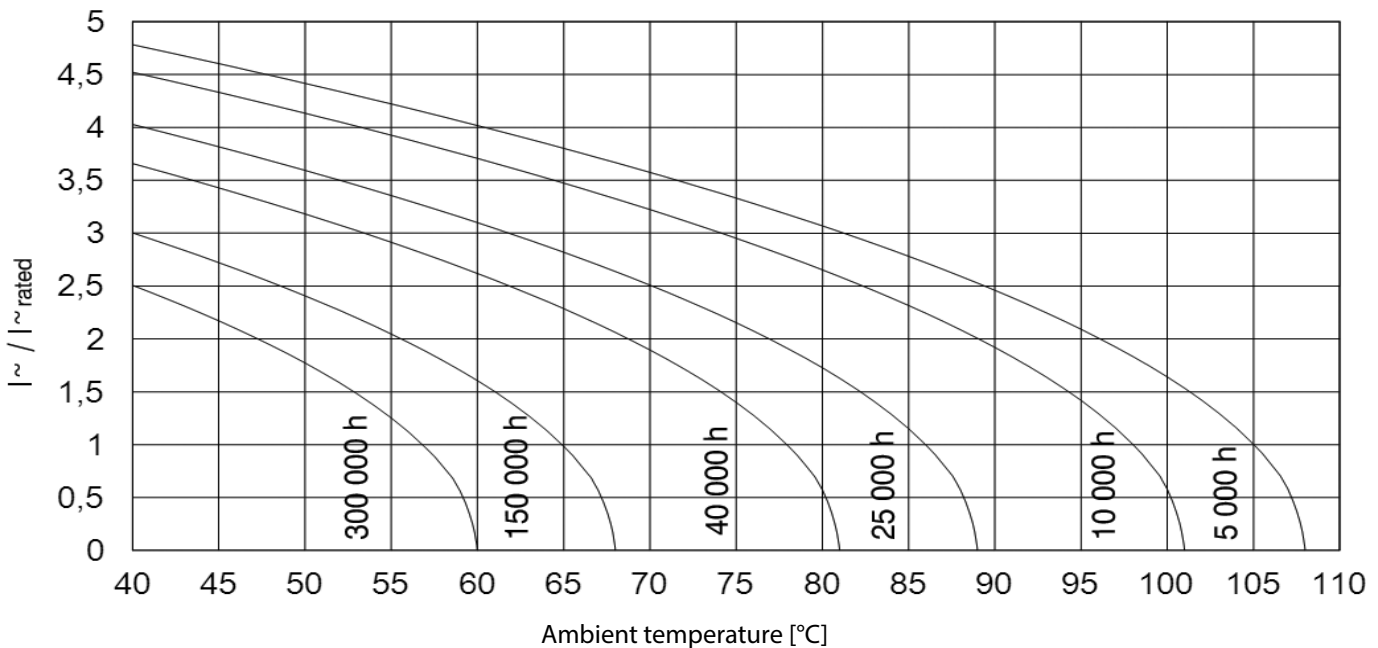
GW

ELECTRICAL DATA AND ORDERING CODE FOR SERIES GW


Rated voltage U_R [V]	Rated cap. C_R [μ F]	Case size D x L [mm]	Typ. ESR 100 Hz, 20°C [m Ω]	Ripple current IR~ 100 Hz, 105°C [A]	Order code GW...
40	56000	50x80	7	12,3	56304050080
	100000	75x69	5	16,2	10404075069
	180000	75x100	3	22,9	18404075100
	150000	90x69	4	20,8	15404090069
	220000	90x98	3	28,3	22404090098
63	27000	50x80	8	11,4	27306350080
	47000	75x69	5	16,3	47306375069
	82000	75x100	4	20,4	82306375100
	82000	90x69	4	20,4	82306390069
	120000	90x98	3	25,2	12406390098
100	12000	50x80	13	9,0	12310050080
	22000	75x69	7	13,2	22310075069
	39000	75x100	4	19,9	39310075100
	39000	90x69	4	19,9	39310090069
	47000	90x98	3	26,7	47310090098
	56000	90x98	3	26,7	56310090098
160	4700	50x80	27	6,3	47216050080
	8200	75x69	16	9,0	82216075069
	15000	75x100	8	13,8	15316075100
	15000	90x69	8	13,8	15316090069
	22000	90x98	6	18,7	22316090098

Rated voltage U_R [V]	Rated cap. C_R [μ F]	Case size D x L [mm]	Typ. ESR 100 Hz, 20°C [m Ω]	Ripple current IR~ 100 Hz, 105°C [A]	Oder code GW...
250	3300	50x80	34	8,0	33225050080
	5600	75x69	20	11,2	56225075069
	8200	90x69	14	15,4	82225090069
	10000	75x100	11	17,1	10325075100
	15000	90x98	7	23,3	15325090098
350	1500	50x80	74	5,4	15235050080
	2700	75x69	41	7,8	27235075069
	3900	90x69	29	10,6	39235090069
	4700	75x100	24	11,7	47235075100
	6800	90x98	16	15,7	68235090098
400	1000	50x80	111	4,4	10240050080
	1800	75x69	62	6,4	18240075069
	3300	75x100	34	9,8	33240075100
	3300	90x69	34	9,8	33240090069
	4700	90x98	24	13,1	47240090098
	1000	50x80	111	4,4	10245050080
450	1500	75x69	74	5,8	15245075069
	2200	90x69	51	8,0	22245090069
	3300	75x100	34	9,8	33245075100
	3300	90x98	34	10,9	33245090098
	4700	90x98	20	14,2	47245090098

USEFUL LIFE AS A FUNCTION OF AMBIENT TEMPERATURE AND ACTUAL RIPPLE CURRENT



Stand: 12/2019



85°C



SI



STANDARD SERIES

SI: SNAP IN, 2 PINS

SI4P: SNAP IN, 4 PINS

FEATURES

- All internal contacts welded
- High CV product
- High reliability
- Long useful life

APPLICATIONS

- HiFi
- Computer
- Inverter/drives

RoHS compliant
REACH compliant

GENERAL SPECIFICATIONS

Items	Characteristics
Rated capacitance range C_R	56... 330.000 μF
Capacitance tolerance	$\pm 20\%$
Rated voltage range U	16 ... 500 V
Surge voltage U_S	$U_R \leq 315 \text{ V}: U_S = 1,15 U_R$; $U_R > 315 \text{ V}: U_S = 1,10 U_R$
Max. reverse voltage	2 V
Category temperature range	- 40°C ... + 85 °C
Leakage current I_L after 5 min @ U_R	$\leq 0,008 * C_R [\mu\text{F}] * U_R [\text{V}] + 6 \mu\text{A} [\mu\text{A}]$
Useful life 5000 h @ 85 °C ; U_R ; I_R	Requirements $\Delta C/C \leq 30 \%$ of initial value ; ESR $\leq 300 \%$ of specified ; limit $I_L \leq$ specified limit
Endurance test 2000 h @ 85 °C , U_R	Requirements $\Delta C/C \leq 20 \%$ of initial value ; ESR $\leq 130 \%$ of specified ; limit $I_L \leq$ specified limit
Climatic category IEC 60068	40/085/56
Voltage proof of the external insulation	$\geq 2500 \text{ V AC}$
Sectional specification	IEC 60384-4

Different voltages and capacitance combinations are available on request. Also in small lots.

Stand: 12/2019





■ DRAWINGS FOR SERIES SI AND SI4P

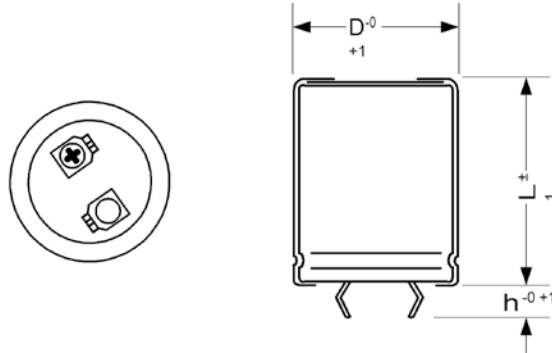
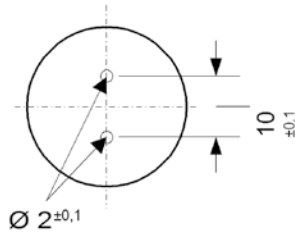


Fig1: SI - Standard 2 pin snap in version and mounting hole dimensions (mm)

Case diameter 25 to 45 mm only

Piercing diagram



h = 6,3 / 4,5 mm

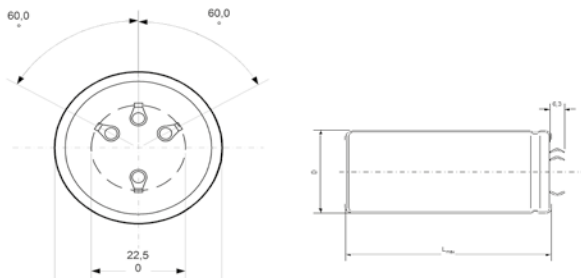
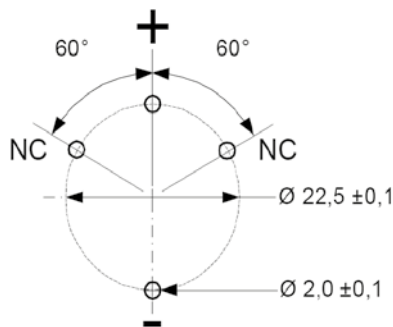


Fig2: SI4P - Keyed polarity 4 pin snap in version (here with 6,3 mm claw. The 4,5 mm claw is also available) and mounting hole dimensions (mm)

Case diameter 35, 40, 45 mm only



NC terminals must be soldered to isolated pads or pads connected to the minus potential

85°C



SI

ELECTRICAL DATA AND ORDERING CODE FOR SERIES SI

Rated voltage U_R [V]	Rated cap. C_R [μF]	Case size D x L [mm]	Typ. ESR 100 Hz, 20°C [mΩ]	Ripple current IR~ 100 Hz, 85°C [A]	Order code
					2 Pins: SI...
					4 Pins: SI4P...
16	15000	22x25	32	2,6	15301622025
	18000	22x30	27	3,0	18301622030
	22000	22x35	22	3,5	22301622035
	22000	25x30	22	3,6	22301625030
	27000	22x40	18	4,1	27301622040
	27000	25x35	18	4,2	27301625035
	39000	25x40	12	5,3	39301625040
	33000	30x30	14	4,8	33301630030
	39000	25x45	12	5,6	39301625045
	47000	25x50	10	6,4	47301625050
	39000	30x35	12	5,5	39301630035
	47000	35x30	10	6,4	47301635030
	56000	30x40	9	7,0	56301630040
	56000	35x35	9	7,4	56301635035
	56000	30x45	9	7,3	56301630045
	68000	30x50	7	8,4	68301630050
	68000	35x40	7	8,5	68301635040
	82000	35x45	6	9,7	82301635045
	82000	35x50	6	10,1	82301635050
	100000	30x70	5	11,6	10401630070
	120000	40x50	4	12,9	12401640050
	150000	35x80	3	16,4	15401635080
	120000	40x50	4	12,9	12401640050
	150000	40x60	3	15,4	15401640060
	180000	35x100	3	19,7	18401635100
	220000	40x80	2	20,8	22401640080
	180000	45x60	3	16,9	18401645060
	270000	45x80	2	23,1	27401645080
270000	40x100	2	25,3	27401640100	
330000	45x100	1	27,9	33401645100	
25	5600	22x25	80	1,6	56202522025
	6800	22x30	66	1,9	68202522030
	10000	22x35	45	2,5	10302522035
	10000	25x30	45	2,5	10302525030
	12000	22x40	37	2,8	12302522040
	12000	25x35	37	2,9	12302525035
	15000	25x40	30	3,4	15302525040
	15000	30x30	30	3,4	15302530030
	18000	25x45	25	3,9	18302525045
	18000	30x35	25	3,9	18302530035
	18000	25x50	25	4,1	18302525050
	22000	30x40	20	4,5	22302530040
	18000	35x30	25	4,1	18302535030
	27000	30x45	17	5,1	27302530045
	27000	30x50	17	5,4	27302530050

Rated voltage U_R [V]	Rated cap. C_R [μF]	Case size D x L [mm]	Typ. ESR 100 Hz, 20°C [mΩ]	Ripple current IR~ 100 Hz, 85°C [A]	Order code	
					2 Pins: SI...	
					4 Pins: SI4P...	
25	22000	35x35	21	4,7	22302535035	
	27000	35x40	17	5,4	27302535040	
	33000	35x45	14	6,3	33302535045	
	39000	30x70	12	7,4	39302530070	
	39000	35x50	12	7,1	39302535050	
	47000	35x60	10	8,3	47302535060	
	56000	40x50	8	8,9	56302540050	
	56000	35x80	8	10,2	56302535080	
	68000	40x60	7	10,5	68302540060	
	82000	35x100	6	13,5	82302535100	
	82000	45x60	6	11,6	82302545060	
	120000	40x80	4	15,6	12402540080	
	120000	40x100	4	17,1	12402540100	
	120000	45x80	4	15,6	12402545080	
	150000	45x100	3	19,1	15402545100	
	40	3300	22x25	116	1,4	33204022025
		3900	22x30	98	1,6	39204022030
		5600	22x35	68	2,0	56204022035
		5600	25x30	68	2,0	56204025030
		5600	22x40	68	2,1	56204022040
6800		25x35	56	2,4	68204025035	
8200		25x40	47	2,7	82204025040	
8200		30x30	47	2,7	82204030030	
10000		25x45	38	3,2	10304025045	
10000		30x35	38	3,1	10304030035	
10000		25x50	38	3,3	10304025050	
12000		30x40	32	3,6	12304030040	
10000		35x30	38	3,3	10304035030	
15000		30x45	25	4,2	15304030045	
12000		35x35	32	3,8	12304035035	
15000		30x50	25	4,4	15304030050	
15000		35x40	25	4,5	15304035040	
18000		35x45	21	5,1	18304035045	
22000		35x50	17	5,8	22304035050	
22000		30x70	17	6,1	22304030070	
27000		35x60	14	6,9	27304035060	
27000		40x50	14	6,8	27304040050	
33000		35x80	12	8,6	33304035080	
33000		40x60	12	8,1	33304040060	
47000		35x100	8	11,3	47304035100	
47000		40x80	8	10,8	47304040080	
39000		45x60	10	8,8	39304045060	
56000		40x100	7	12,9	56304040100	
56000	45x80	7	11,7	56304045080		
82000	45x100	5	15,5	82304045100		

Stand: 12/2019

85°C



SI

Rated voltage U_R [V]	Rated cap. C_R [μF]	Case size D x L [mm]	Typ. ESR 100 Hz, 20°C [mΩ]	Ripple current IR~ 100 Hz, 85°C [A]	Order code
					2 Pins: SI...
					4 Pins: SI4P...
63	1500	22x25	191	1,1	15206322025
	2200	22x30	130	1,4	22206322030
	2700	22x35	106	1,6	27206322035
	2700	25x30	106	1,6	27206325030
	3300	22x40	87	1,9	33206322040
	3300	25x35	87	1,9	33206325035
	3900	25x40	73	2,2	39206325040
	3900	30x30	73	2,1	39206330030
	4700	25x45	61	2,5	47206325045
	4700	30x35	61	2,5	47206330035
	5600	25x50	51	0,0	56206325050
	5600	30x40	51	2,8	56206330040
	5600	35x30	51	2,9	56206335030
	6800	30x45	42	3,3	68206330045
	6800	35x35	42	3,3	68206335035
	8200	30x50	35	3,7	82206330050
	8200	35x45	35	4,0	82206335045
	12000	30x70	24	5,2	12306330070
	12000	35x60	24	5,3	12306335060
	15000	40x50	19	5,9	15306340050
	18000	35x80	16	7,3	18306335080
	18000	40x60	16	6,9	18306340060
	22000	45x60	13	7,6	22306345060
	22000	35x100	13	8,9	22306335100
	22000	40x80	13	8,5	22306340080
	27000	40x100	11	10,3	27306340100
	27000	45x80	11	9,4	27306345080
	39000	45x100	7	12,4	39306345100
80	1200	22x25	265	0,9	12208022025
	1500	22x30	212	1,1	15208022030
	1800	22x35	177	1,2	18208022035
	1800	25x30	177	1,3	18208025030
	2200	22x40	145	1,4	22208022040
	1800	25x35	177	1,3	18208025035
	2700	25x40	118	1,7	27208025040
	2700	30x30	118	1,7	27208030030
	3300	25x45	97	2,0	33208025045
	3900	25x50	82	2,3	39208025050
	3300	30x35	97	2,0	33208030035
	3900	35x30	82	2,3	39208035030
	3900	30x40	82	2,3	39208030040
	4700	30x45	68	2,6	47208030045
	4700	35x35	68	2,6	47208035035
	5600	30x50	57	2,9	56208030050
	5600	35x40	57	3,0	56208035040
	6800	35x45	47	3,4	68208035045
	6800	35x50	47	3,6	68208035050
	8200	30x70	39	4,1	82208030070
	10000	35x60	32	4,6	10308035060
	10000	40x50	32	4,6	10308040050

Rated voltage U_R [V]	Rated cap. C_R [μF]	Case size D x L [mm]	Typ. ESR 100 Hz, 20°C [mΩ]	Ripple current IR~ 100 Hz, 85°C [A]	Order code	
					2 Pins: SI...	
					4 Pins: SI4P...	
80	12000	35x80	27	5,7	12308035080	
	12000	40x60	27	5,3	12308040060	
	18000	35x100	18	7,6	18308035100	
	15000	45x60	21	6,0	15308045060	
	18000	40x80	18	7,3	18308040080	
	22000	45x80	14	8,1	22308045080	
	22000	40x100	14	8,8	22308040100	
	27000	45x100	12	9,8	27308045100	
	100	680	22x25	234	1,0	68110022025
		820	22x30	194	1,1	82110022030
		1200	22x35	133	1,4	12210022035
		1200	25x30	133	1,5	12210025030
		1500	22x40	106	1,7	15210022040
		1500	25x35	106	1,7	15210025035
1800		25x40	88	2,0	18210025040	
1800		30x30	88	2,0	18210030030	
2200		25x45	72	2,3	22210025045	
2200		25x50	72	2,4	22210025050	
2200		35x30	72	2,4	22210035030	
2700		30x40	59	2,7	27210030040	
2700		30x45	59	2,8	27210030045	
2700		35x35	59	2,8	27210035035	
3300		30x50	48	3,2	33210030050	
3300		35x40	48	3,2	33210035040	
3900		35x45	41	3,7	39210035045	
5600		30x70	28	4,7	56210030070	
4700		35x50	34	4,2	47210035050	
5600		35x60	28	4,9	56210035060	
5600		40x50	28	4,8	56210040050	
6800		35x80	23	6,1	68210035080	
6800		40x60	23	5,7	68210040060	
10000		35x100	16	8,1	10310035100	
12000		40x80	13	8,4	12310040080	
10000		45x60	16	6,9	10310045060	
12000		45x80	13	8,4	12310045080	
15000		40x100	11	10,3	15310040100	
18000	45x100	9	11,3	18310045100		
160	270	22x25	413	0,7	27116022025	
	390	22x30	286	0,9	39116022030	
	470	22x35	237	1,1	47116022035	
	470	25x30	237	1,1	47116025030	
	560	22x40	199	1,2	56116022040	
	560	25x35	199	1,3	56116025035	
	680	25x40	164	1,5	68116025040	
	680	30x30	164	1,4	68116030030	
	820	25x45	136	1,7	82116025045	
	820	30x35	136	1,7	82116030035	
	1000	25x50	111	1,9	10216025050	
	1000	30x40	111	1,9	10216030040	
	1000	35x30	111	1,9	10216035030	

Stand: 12/2019

85°C



SI

Rated voltage U_R [V]	Rated cap. C_R [μF]	Case size D x L [mm]	Typ. ESR 100 Hz, 20°C [mΩ]	Ripple current IR~ 100 Hz, 85°C [A]	Order code
					2 Pins: SI...
					4 Pins: SI4P...
160	1200	30x45	93	2,2	12216030045
	1200	35x35	93	2,2	12216035035
	1500	30x50	74	2,6	15216030050
	1500	35x40	74	2,6	15216035040
	1800	35x45	62	3,0	18216035045
	1800	35x50	62	3,1	18216035050
	2200	30x70	51	3,6	22216030070
	2200	35x60	51	3,7	22216035060
	2700	40x50	41	4,0	27216040050
	3300	35x80	34	5,0	33216035080
	3300	40x60	34	4,7	33216040060
	3900	35x100	29	6,0	39216035100
	3900	45x60	29	5,2	39216045060
	4700	40x80	24	6,3	47216040080
	5600	40x100	20	7,5	56216040100
	5600	45x80	20	6,9	56216045080
6800	45x100	16	8,3	68216045100	
200	270	22x25	354	0,8	27120022025
	390	22x30	245	1,0	39120022030
	470	22x35	203	1,2	47120022035
	470	25x30	203	1,2	47120025030
	560	22x40	171	1,3	56120022040
	560	25x35	171	1,4	56120025035
	680	25x40	141	1,6	68120025040
	680	30x30	141	1,6	68120030030
	820	25x45	117	1,8	82120025045
	820	30x35	117	1,8	82120030035
	1000	35x30	96	2,1	10220035030
	1000	25x50	96	2,1	10220025050
	1000	30x40	96	2,1	10220030040
	1200	30x45	80	2,4	12220030045
	1500	30x50	64	2,8	15220030050
	1200	35x35	80	2,4	12220035035
	1500	35x40	64	2,8	15220035040
	1800	35x45	53	3,2	18220035045
	1800	35x50	53	3,3	18220035050
	2200	30x70	43	3,8	22220030070
2200	35x60	43	4,0	22220035060	
3300	35x80	29	5,4	33220035080	
2700	40x50	35	4,3	27220040050	
3300	40x60	29	5,1	33220040060	
3900	35x100	24	6,5	39220035100	
4700	40x80	20	6,8	47220040080	
3900	45x60	24	5,6	39220045060	
5600	40x100	17	8,1	56220040100	
5600	45x80	17	7,4	56220045080	
6800	45x100	14	9,0	68220045100	

Rated voltage U_R [V]	Rated cap. C_R [μF]	Case size D x L [mm]	Typ. ESR 100 Hz, 20°C [mΩ]	Ripple current IR~ 100 Hz, 85°C [A]	Order code
					2 Pins: SI...
					4 Pins: SI4P...
350	100	22x25	955	0,5	10135022025
	150	22x30	637	0,6	15135022030
	180	22x35	531	0,7	18135022035
	180	22x40	531	0,8	18135022040
	180	25x30	531	0,7	18135025030
	220	25x35	434	0,9	22135025035
	270	25x40	354	1,0	27135025040
	270	30x30	354	1,0	27135030030
	330	25x45	290	1,2	33135025045
	330	30x35	290	1,1	33135030035
	390	35x30	245	1,3	39135035030
	390	25x50	245	1,3	39135025050
	390	30x40	245	1,3	39135030040
	470	30x45	203	1,5	47135030045
	470	35x35	203	1,5	47135035035
	560	30x50	171	1,7	56135030050
	560	35x40	171	1,7	56135035040
	560	35x45	171	1,8	56135035045
	680	35x50	141	2,1	68135035050
	820	30x70	117	2,3	82135030070
	820	35x60	117	2,4	82135035060
	1000	40x50	96	2,6	10235040050
	1200	35x80	80	3,3	12235035080
	1200	40x60	80	3,1	12235040060
	1500	35x100	64	4,0	15235035100
	1500	45x60	64	3,4	15235045060
	1800	40x80	53	4,2	18235040080
1800	40x100	53	4,6	18235040100	
2200	45x80	43	4,7	22235045080	
2700	45x100	35	5,6	27235045100	
400	100	22x25	1274	0,4	10140022025
	120	22x30	1062	0,5	12140022030
	180	22x35	708	0,6	18140022035
	180	25x30	708	0,6	18140025030
	180	22x40	708	0,7	18140022040
	220	25x35	579	0,7	22140025035
	270	25x40	472	0,9	27140025040
	270	30x30	472	0,8	27140030030
	330	25x45	386	1,0	33140025045
	330	25x50	386	1,0	33140025050
	330	30x35	386	1,0	33140030035
	390	35x30	327	1,1	39140035030
	390	30x40	327	1,1	39140030040
	470	35x35	271	1,3	47140035035
	470	30x45	271	1,3	47140030045
	560	30x50	227	1,5	56140030050
	560	35x40	227	1,5	56140035040

Stand: 12/2019

85°C



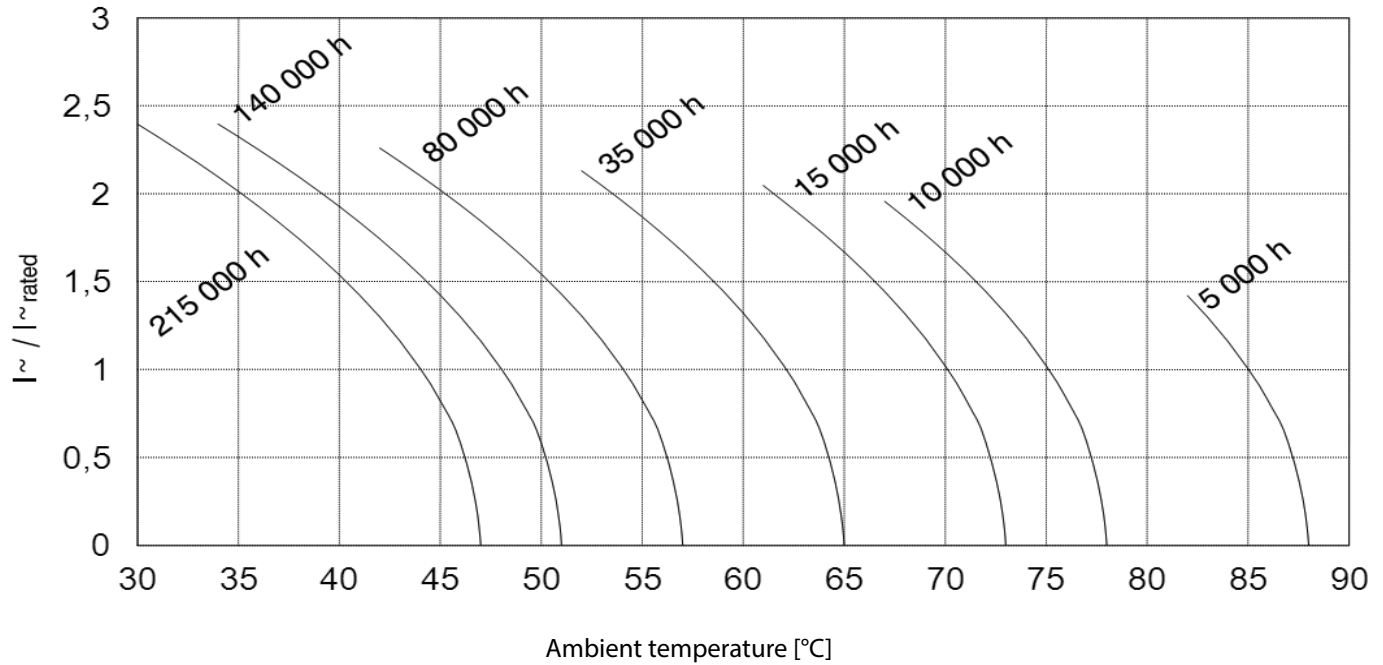
SI


Rated voltage U_R [V]	Rated cap. C_R [μF]	Case size D x L [mm]	Typ. ESR 100 Hz, 20°C [mΩ]	Ripple current IR~ 100 Hz, 85°C [A]	Order code
					2 Pins: SI...
					4 Pins: SI4P...
400	560	35x45	227	1,6	56140035045
	680	30x70	187	1,8	68140030070
	820	35x50	155	2,0	82140035050
	820	35x60	155	2,1	82140035060
	820	40x50	155	2,1	82140040050
	1200	35x80	106	2,8	12240035080
	1200	40x60	106	2,7	12240040060
	1500	35x100	85	3,5	15240035100
	1500	40x80	85	3,3	15240040080
	1800	45x60	71	3,3	18240045060
	1800	40x100	71	4,0	18240040100
	1800	45x80	71	3,6	18240045080
	2700	45x100	47	4,9	27240045100
450	68	22x25	1639	0,4	68045022025
	100	22x30	1115	0,5	10145022030
	120	22x35	929	0,5	12145022035
	150	22x40	743	0,6	15145022040
	120	25x30	929	0,6	12145025030
	150	25x35	743	0,7	15145025035
	180	25x40	619	0,8	18145025040
	220	25x45	507	0,9	22145025045
	180	30x30	619	0,7	18145030030
	220	30x35	507	0,9	22145030035
	220	25x50	507	0,9	22145025050
	270	30x40	413	1,0	27145030040
	220	35x30	507	0,9	22145035030
	270	30x45	413	1,0	27145030045
	270	35x35	413	1,1	27145035035
	330	30x50	338	1,2	33145030050
	390	35x40	286	1,3	39145035040
	390	35x45	286	1,4	39145035045
	560	30x70	199	1,8	56145030070
	470	35x50	237	1,6	47145035050
	560	35x60	199	1,9	56145035060
	560	40x50	199	1,8	56145040050
	820	35x80	136	2,5	82145035080
	1200	40x60	93	2,8	12245040060

Rated voltage U_R [V]	Rated cap. C_R [μF]	Case size D x L [mm]	Typ. ESR 100 Hz, 20°C [mΩ]	Ripple current IR~ 100 Hz, 85°C [A]	Order code
					2 Pins: SI...
					4 Pins: SI4P...
450	1000	35x100	111	3,0	10245035100
	1000	45x60	111	2,6	10245045060
	1200	40x80	93	3,3	12245040080
	1500	40x100	74	4,0	15245040100
	1200	45x80	93	3,2	12245045080
	1800	45x100	62	4,3	18245045100
	500	56	22x25	1706	0,4
82		22x30	1165	0,5	82050022030
100		22x35	955	0,5	10150022035
100		22x40	955	0,6	10150022040
120		25x30	796	0,6	12150025030
120		25x35	796	0,6	12150025035
150		25x40	637	0,7	15150025040
180		25x45	531	0,9	18150025045
150		30x30	637	0,7	15150030030
180		30x35	531	0,8	18150030035
220		25x50	434	1,0	22150025050
220		30x40	434	1,0	22150030040
180		35x30	531	0,9	18150035030
270		30x45	354	1,1	27150030045
270		35x35	354	1,1	27150035035
270		30x50	354	1,2	27150030050
270		35x40	354	1,2	27150035040
390		35x45	245	1,5	39150035045
470		30x70	203	1,8	47150030070
390		35x50	245	1,6	39150035050
560		35x60	171	2,0	56150035060
560		40x50	171	2,0	56150040050
680		35x80	141	2,5	68150035080
680		40x60	141	2,3	68150040060
820		35x100	117	3,0	82150035100
820		45x60	117	2,6	82150045060
1200		40x80	80	3,4	12250040080
820		40x100	117	3,1	82150040100
1200		45x80	80	3,4	12250045080
1500		45x100	64	4,2	15250045100



■ USEFUL LIFE AS A FUNCTION OF AMBIENT TEMPERATURE AND ACTUAL RIPPLE CURRENT





105°C



SIH



ULTRA COMPACT DESIGN

LONG LIFE TIME

SIH: SNAP IN, 2 PINS

SI4PH: SNAP IN, 4 PINS

FEATURES

- All internal contacts welded
- High CV product
- High reliability
- Ultra compact

APPLICATIONS

- HiFi
- Computer
- Industrial
- Tube amplifier

RoHS compliant
REACH compliant

GENERAL SPECIFICATIONS

Items	Characteristics
Rated capacitance range C_R	68... 150.000 μF
Capacitance tolerance	$\pm 20\%$
Rated voltage range U	16 ... 450 V
Surge voltage U_S	$U_R \leq 315 V: U_S = 1,15 U_R$; $U_R > 315 V: U_S = 1,10 U_R$
Max. reverse voltage	2 V
Category temperature range	- 40°C ... + 105 °C
Leakage current I_L after 5 min @ U_R	$\leq 0,008 * C_R [\mu F] * U_R [V] + 6 \mu A [\mu A]$
Useful life 5000 h @ 105 °C ; U_R ; I_R	Requirements $\Delta C/C \leq 30\%$ of initial value ; ESR $\leq 300\%$ of specified ; limit $I_L \leq$ specified limit
Endurance test 2000 h @ 105 °C , U_R	Requirements $\Delta C/C \leq 20\%$ of initial value ; ESR $\leq 130\%$ of specified ; limit $I_L \leq$ specified limit
Climatic category IEC 60068	40/105/56
Voltage proof of the external insulation	$\geq 2500 V AC$
Sectional specification	IEC 60384-4

Different voltages and capacitance combinations are available on request. Also in small lots.

Stand: 12/2019





■ DRAWINGS FOR SERIES SIH AND SI4PH

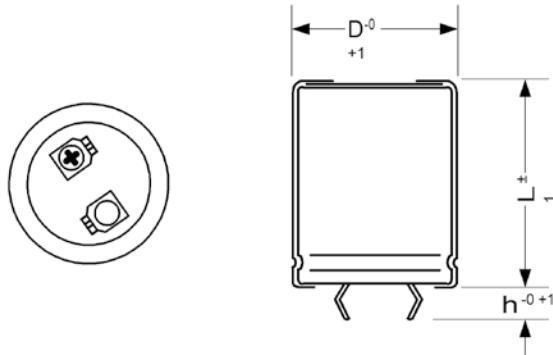
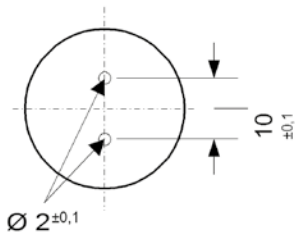


Fig1: SIH - Standard 2 pin snap in version and mounting hole dimensions (mm)

Case diameter 25 to 45 mm only

Piercing diagram



h = 6,3 / 4,5 mm

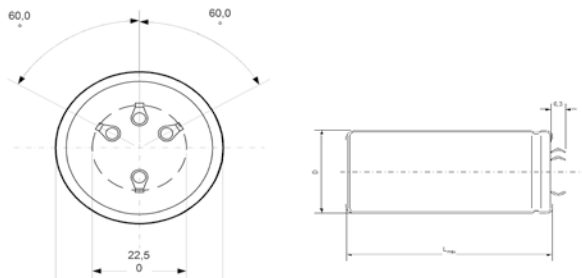
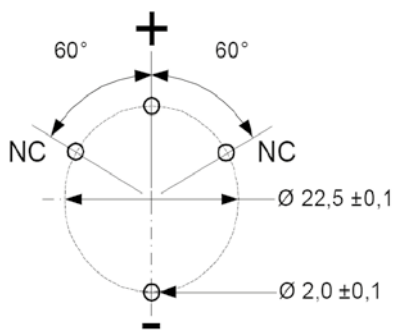


Fig2: SI4PH - Keyed polarity 4 pin snap in version (here with 6,3 mm claw. The 4,5 mm claw is also available) and mounting hole dimensions (mm)

Case diameter 35, 40, 45 mm only



NC terminals must be soldered to isolated pads or pads connected to the minus potential

105°C



SIH

ELECTRICAL DATA AND ORDERING CODE FOR SERIES SIH

Rated voltage U_R [V]	Rated cap. C_R [µF]	Case size D x L [mm]	Typ. ESR 100 Hz, 20°C [mΩ]	Ripple current IR~ 100 Hz, 105°C [A]	Order code
					2 Pins: SIH...
					4 Pins: SI4PH...
16	5600	22x25	85	1,6	56201622025
	6800	22x30	70	1,9	68201622030
	10000	22x35	48	2,4	10301622035
	10000	25x30	48	2,4	10301625030
	12000	22x40	40	2,7	12301622040
	12000	25x35	40	2,8	12301625035
	15000	25x40	32	3,3	15301625040
	15000	30x30	32	3,3	15301630030
	18000	25x45	27	3,8	18301625045
	18000	25x50	27	4,0	18301625050
	18000	30x35	27	3,8	18301630035
	18000	35x30	27	4,0	18301635030
	22000	30x40	22	4,4	22301630040
	22000	35x35	22	4,6	22301635035
	27000	30x45	18	5,1	27301630045
	27000	30x50	18	5,3	27301630050
	27000	35x40	18	5,3	27301635040
	33000	35x45	14	6,2	33301635045
	39000	30x70	12	7,2	39301630070
	39000	35x50	12	7,0	39301635050
	47000	40x50	10	8,1	47301640050
	56000	35x80	9	10,0	56301635080
	56000	40x50	9	8,8	56301640050
	68000	40x60	7	10,4	68301640060
	82000	35x100	6	13,3	82301635100
	82000	40x80	6	12,7	82301640080
	82000	45x60	6	11,4	82301645060
	100000	45x80	5	14,0	10401645080
	120000	40x100	4	16,9	12401640100
	150000	45x100	3	18,8	15401645100
25	3900	22x25	114	1,4	39202522025
	5600	22x30	80	1,7	56202522030
	6800	22x35	66	2,0	68202522035
	6800	25x30	66	2,1	68202525030
	8200	22x40	54	2,3	82202522040
	8200	25x35	54	2,4	82202525035
	10000	25x40	45	2,8	10302525040
	10000	30x30	45	2,8	10302530030
	12000	25x45	37	3,2	12302525045
	12000	30x35	37	3,2	12302530035
	15000	25x50	30	3,7	15302525050
	15000	30x40	30	3,7	15302530040
	15000	35x30	30	3,7	15302535030
	18000	30x45	26	4,2	18302530045
	18000	30x50	26	4,4	18302530050
	18000	35x35	26	4,2	18302535035
	22000	35x40	21	4,9	22302535040
	22000	35x45	21	5,1	22302535045

Rated voltage U_R [V]	Rated cap. C_R [µF]	Case size D x L [mm]	Typ. ESR 100 Hz, 20°C [mΩ]	Ripple current IR~ 100 Hz, 105°C [A]	Order code	
					2 Pins: SIH...	
					4 Pins: SI4PH...	
25	27000	30x70	17	6,1	27302530070	
	27000	35x50	17	5,9	27302535050	
	33000	35x60	14	7,0	33302535060	
	39000	40x50	12	7,5	39302540050	
	47000	35x80	10	9,3	47302535080	
	47000	40x60	10	8,8	47302540060	
	56000	35x100	8	11,2	56302535100	
	56000	45x60	8	9,6	56302545060	
	68000	40x80	7	11,8	68302540080	
	68000	40x100	7	12,9	68302540100	
	82000	45x80	6	12,9	82302545080	
	100000	45x100	5	15,6	10402545100	
	40	1500	22x25	255	0,9	15204022025
		2200	22x30	174	1,2	22204022030
2700		22x35	142	1,4	27204022035	
2700		25x30	142	1,4	27204025030	
3300		22x40	116	1,6	33204022040	
3300		25x35	116	1,7	33204025035	
3900		25x40	98	1,9	39204025040	
3900		30x30	98	1,9	39204030030	
4700		25x45	81	2,2	47204025045	
4700		30x35	81	2,2	47204030035	
5600		25x50	68	2,5	56204025050	
5600		30x40	68	2,5	56204030040	
5600		35x30	68	2,5	56204035030	
6800		30x45	56	2,8	68204030045	
6800		35x35	56	2,9	68204035035	
8200		30x50	47	3,2	82204030050	
8200		35x40	47	3,3	82204035040	
8200		35x45	47	3,4	82204035045	
10000		35x50	38	3,9	10304035050	
12000		30x70	32	4,5	12304030070	
12000		35x60	32	4,6	12304035060	
15000		40x50	25	5,1	15304040050	
18000		35x80	21	6,4	18304035080	
18000		40x60	21	6,0	18304040060	
22000		35x100	17	7,7	22304035100	
22000		40x80	17	7,4	22304040080	
22000	45x60	17	6,6	22304045060		
27000	40x100	14	8,9	27304040100		
27000	45x80	14	8,2	27304045080		
39000	45x100	10	10,7	39304045100		
63	1200	22x25	239	0,9	12206322025	
	1500	22x30	191	1,1	15206322030	
	1800	22x35	159	1,3	18206322035	
	1800	25x30	159	1,3	18206325030	
	2200	22x40	130	1,5	22206322040	
	2200	25x35	130	1,6	22206325035	

Stand: 12/2019

105°C



SIH

Rated voltage U_R [V]	Rated cap. C_R [μF]	Case size D x L [mm]	Typ. ESR 100 Hz, 20°C [mΩ]	Ripple current IR~ 100 Hz, 105°C [A]	Order code
					2 Pins: SIH...
63	2700	25x40	106	1,8	27206325040
	2700	30x30	106	1,8	27206330030
	3300	25x45	87	2,1	33206325045
	3300	30x35	87	2,1	33206330035
	3900	25x50	73	2,4	39206325050
	3900	30x40	73	2,4	39206330040
	3900	35x30	73	2,4	39206335030
	4700	30x45	61	2,7	47206330045
	4700	35x35	61	2,8	47206335035
	5600	30x50	51	3,1	56206330050
	6800	35x45	42	3,6	68206335045
	8200	30x70	35	4,3	82206330070
	10000	35x60	29	4,9	10306335060
	10000	40x50	29	4,8	10306340050
	12000	35x80	24	6,0	12306335080
	12000	40x60	24	5,6	12306340060
	15000	45x60	19	6,3	15306345060
	18000	35x100	16	8,1	18306335100
	18000	40x80	16	7,7	18306340080
	22000	40x100	13	9,3	22306340100
22000	45x80	13	8,5	22306345080	
27000	45x100	11	10,3	27306345100	
80	680	22x25	468	0,7	68108022025
	820	22x30	388	0,8	82108022030
	1200	22x35	265	1,0	12208022035
	1200	25x30	265	1,0	12208025030
	1500	22x40	212	1,2	15208022040
	1500	25x35	212	1,2	15208025035
	1800	25x40	177	1,4	18208025040
	1800	30x30	177	1,4	18208030030
	2200	25x45	145	1,6	22208025045
	2200	25x50	145	1,7	22208025050
	2200	30x35	145	1,6	22208030035
	2200	35x30	145	1,7	22208035030
	2700	30x40	118	1,9	27208030040
	2700	30x45	118	2,0	27208030045
	2700	35x35	118	2,0	27208035035
	3300	30x50	97	2,3	33208030050
	3300	35x40	97	2,3	33208035040
	3900	35x45	82	2,6	39208035045
	4700	35x50	68	3,0	47208035050
	5600	30x70	57	3,4	56208030070
	5600	35x60	57	3,5	56208035060
	5600	40x50	57	3,4	56208040050
	6800	35x80	47	4,3	68208035080
	6800	40x60	47	4,0	68208040060
	10000	35x100	32	5,7	10308035100
	10000	45x60	32	4,9	10308045060
	12000	40x80	27	6,0	12308040080
	12000	45x80	27	6,0	12308045080

Rated voltage U_R [V]	Rated cap. C_R [μF]	Case size D x L [mm]	Typ. ESR 100 Hz, 20°C [mΩ]	Ripple current IR~ 100 Hz, 105°C [A]	Order code	
					2 Pins: SIH...	
80	15000	40x100	21	7,3	15308040100	
	18000	45x100	18	8,0	18308045100	
100	560	22x25	284	0,9	56110022025	
	1000	22x35	159	1,3	10210022035	
	1000	25x30	159	1,3	10210025030	
	1200	22x40	133	1,5	12210022040	
	1200	25x35	133	1,5	12210025035	
	1500	25x40	106	1,8	15210025040	
	1500	30x30	106	1,8	15210030030	
	1800	25x45	88	2,1	18210025045	
	1800	25x50	88	2,2	18210025050	
	1800	35x30	88	2,2	18210035030	
	2200	30x40	72	2,4	22210030040	
	2200	30x45	72	2,5	22210030045	
	2200	35x35	72	2,5	22210035035	
	2700	30x50	59	2,9	27210030050	
	2700	35x40	59	2,9	27210035040	
	3300	35x45	48	3,4	33210035045	
	3900	30x70	41	4,0	39210030070	
	3900	35x50	41	3,8	39210035050	
	4700	35x60	34	4,5	47210035060	
	4700	40x50	34	4,4	47210040050	
	5600	35x80	28	5,5	56210035080	
	5600	40x60	28	5,1	56210040060	
	8200	35x100	19	7,3	82210035100	
	8200	40x80	19	7,0	82210040080	
	8200	45x60	19	6,2	82210045060	
	10000	45x80	16	7,7	10310045080	
	12000	40x100	13	9,2	12310040100	
	15000	45x100	11	10,3	15310045100	
	160	270	22x25	413	0,7	27116022025
		390	22x30	286	0,9	39116022030
		470	22x35	237	1,1	47116022035
		470	25x30	237	1,1	47116025030
560		22x40	199	1,2	56116022040	
560		25x35	199	1,3	56116025035	
680		25x40	164	1,5	68116025040	
680		30x30	164	1,4	68116030030	
820		25x45	136	1,6	82116025045	
820		30x35	136	1,7	82116030035	
1000		25x50	111	1,9	10216025050	
1000		30x40	111	1,9	10216030040	
1000		35x30	111	1,9	10216035030	
1200		30x45	93	2,2	12216030045	
1200		35x35	93	2,2	12216035035	
1500		30x50	74	2,6	15216030050	
1500		35x40	74	2,6	15216035040	
1800		35x45	62	3,0	18216035045	
1800	35x50	62	3,1	18216035050		
2200	30x70	51	3,6	22216030070		

Stand: 12/2019

105°C



SIH

Rated voltage U_R [V]	Rated cap. C_R [μF]	Case size D x L [mm]	Typ. ESR 100 Hz, 20°C [mΩ]	Ripple current IR~ 100 Hz, 105°C [A]	Order code
					2 Pins: SIH...
					4 Pins: SI4PH...
160	2200	35x60	51	3,7	22216035060
	2700	40x50	41	4,0	27216040050
	3300	35x80	34	5,0	33216035080
	3300	40x60	34	4,7	33216040060
	3900	35x100	29	6,2	39216035100
	3900	45x60	29	5,2	39216045060
	4700	40x80	24	6,3	47216040080
	5600	40x100	20	7,5	56216040100
	5600	45x80	20	6,9	56216045080
	6800	45x100	16	8,3	68216045100
250	180	22x25	531	0,6	18125022025
	220	22x30	434	0,7	22125022030
	270	22x35	354	0,9	27125022035
	330	25x30	290	1,0	33125025030
	390	22x40	245	1,1	39125022040
	390	25x35	245	1,1	39125025035
	470	25x40	203	1,3	47125025040
	470	30x30	203	1,3	47125030030
	560	25x45	171	1,5	56125025045
	560	30x35	171	1,5	56125030035
	560	35x30	171	1,6	56125035030
	680	25x50	141	1,7	68125025050
	680	30x40	141	1,7	68125030040
	820	30x45	117	2,0	82125030045
	820	30x50	117	2,1	82125030050
	820	35x35	117	2,0	82125035035
	1000	35x40	96	2,3	10225035040
	1200	35x45	80	2,6	12225035045
	1200	35x50	80	2,7	12225035050
	1500	30x70	64	3,2	15225030070
	1500	35x60	64	3,3	15225035060
	1800	35x80	53	4,0	18225035080
	1800	40x50	53	3,5	18225040050
	1800	40x60	53	3,8	18225040060
	2700	35x100	35	5,4	27225035100
	2700	40x80	35	5,2	27225040080
	2700	45x60	35	4,6	27225045060
	3300	40x100	29	6,3	33225040100
3300	45x80	29	5,7	33225045080	
4700	45x100	20	7,4	47225045100	
350	100	22x25	955	0,5	10135022025
	120	22x30	796	0,6	12135022030
	180	22x35	531	0,7	18135022035
	180	22x40	531	0,8	18135022040
	180	25x30	531	0,7	18135025030
	220	25x35	434	0,9	22135025035
	270	25x40	354	1,0	27135025040
	270	30x30	354	1,0	27135030030
	330	25x45	290	1,2	33135025045
	330	30x35	290	1,1	33135030035

Rated voltage U_R [V]	Rated cap. C_R [μF]	Case size D x L [mm]	Typ. ESR 100 Hz, 20°C [mΩ]	Ripple current IR~ 100 Hz, 105°C [A]	Order code
					2 Pins: SIH...
					4 Pins: SI4PH...
350	330	35x30	290	1,2	33135035030
	390	25x50	245	1,3	39135025050
	390	30x40	245	1,3	39135030040
	470	30x45	203	1,5	47135030045
	470	35x35	203	1,5	47135035035
	560	30x50	171	1,7	56135030050
	560	35x40	171	1,7	56135035040
	560	35x45	171	1,8	56135035045
	680	35x50	141	2,1	68135035050
	820	30x70	117	2,3	82135030070
	820	35x60	117	2,4	82135035060
	820	40x50	117	2,4	82135040050
	1200	35x80	80	3,3	12235035080
	1200	40x60	80	3,1	12235040060
	1500	35x100	64	4,0	15235035100
	1500	45x60	64	3,4	15235045060
	1800	40x80	53	4,2	18235040080
	1800	40x100	53	4,6	18235040100
	1800	45x80	53	4,2	18235045080
	2700	45x100	35	5,6	27235045100
400	82	22x25	1554	0,4	82040022025
	120	22x30	1062	0,5	12140022030
	150	22x35	849	0,6	15140022035
	150	25x30	849	0,6	15140025030
	180	22x40	708	0,7	18140022040
	180	25x35	708	0,7	18140025035
	220	25x40	579	0,8	22140025040
	220	30x30	579	0,8	22140030030
	270	25x45	472	0,9	27140025045
	270	25x50	472	0,9	27140025050
	270	30x35	472	0,9	27140030035
	270	35x30	472	0,9	27140035030
	330	30x40	386	1,0	33140030040
	330	35x35	386	1,1	33140035035
	390	30x45	327	1,2	39140030045
	390	30x50	327	1,2	39140030050
	390	35x40	327	1,2	39140035040
	470	35x45	271	1,4	47140035045
	560	30x70	227	1,7	56140030070
	560	35x50	227	1,6	56140035050
	680	35x60	187	1,9	68140035060
	680	40x50	187	1,9	68140040050
	820	35x80	155	2,3	82140035080
	820	40x60	155	2,2	82140040060
	1200	35x100	106	3,1	12240035100
	1200	40x80	106	3,0	12240040080
	1200	45x60	106	2,7	12240045060
	1500	40x100	85	3,6	15240040100
1500	45x80	85	3,3	15240045080	
2200	45x100	58	4,4	22240045100	

Stand: 12/2019

105°C

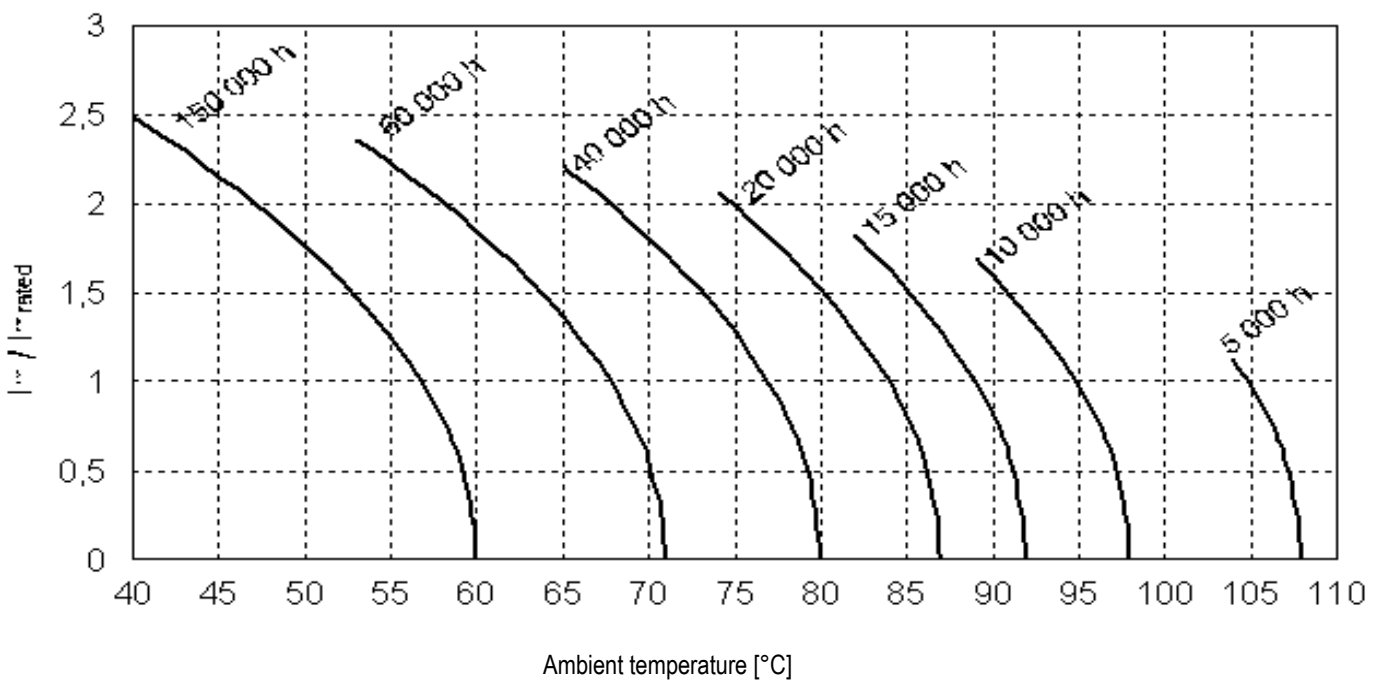


SIH

Rated voltage U_R [V]	Rated cap. C_R [μF]	Case size D x L [mm]	Typ. ESR 100 Hz, 20°C [mΩ]	Ripple current IR~ 100 Hz, 105°C [A]	Order code
					2 Pins: SIH...
450	68	22x25	1639	0,4	68045022025
	82	22x30	1359	0,4	82045022030
	100	22x35	1115	0,5	10145022035
	120	22x40	929	0,6	12145022040
	120	25x30	929	0,6	12145025030
	150	25x35	743	0,7	15145025035
	150	25x40	743	0,7	15145025040
	180	25x45	619	0,8	18145025045
	180	30x30	619	0,7	18145030030
	180	30x35	619	0,8	18145030035
	220	25x50	507	0,9	22145025050
	220	30x40	507	0,9	22145030040
	220	35x30	507	0,9	22145035030
	270	30x45	413	1,0	27145030045
	270	35x35	413	1,1	27145035035

Rated voltage U_R [V]	Rated cap. C_R [μF]	Case size D x L [mm]	Typ. ESR 100 Hz, 20°C [mΩ]	Ripple current IR~ 100 Hz, 105°C [A]	Order code
					2 Pins: SIH...
450	330	30x50	338	1,2	33145030050
	330	35x40	338	1,2	33145035040
	390	35x45	286	1,4	39145035045
	470	30x70	237	1,6	47145030070
	470	35x50	237	1,6	47145035050
	560	35x60	199	1,9	56145035060
	560	40x50	199	1,8	56145040050
	680	35x80	164	2,3	68145035080
	680	40x60	164	2,1	68145040060
	820	35x100	136	2,8	82145035100
	820	45x60	136	2,4	82145045060
	1000	40x80	111	2,9	10245040080
	1200	40x100	93	3,5	12245040100
	1200	45x80	93	3,2	12245045080
	1500	45x100	74	3,9	15245045100

USEFUL LIFE AS A FUNCTION OF AMBIENT TEMPERATURE AND ACTUAL RIPPLE CURRENT



Stand: 12/2019

125°C



SIG



HIGH RELIABILITY

LONG LIFE TIME AT 125°C

SIG: SNAP IN, 2 PINS

SI4PG: SNAP IN, 4 PINS

FEATURES

- All internal contacts welded
- High temp 125°C
- High CV product
- High performance
- Low temperature

RoHS compliant
REACH compliant

APPLICATIONS

- HiFi
- Computer
- Industrial
- Tube amplifier

GENERAL SPECIFICATIONS

Items	Characteristics
Rated capacitance range C_R	1.200... 130.000 μ F
Capacitance tolerance	\pm 20%
Rated voltage range U	16 ... 63 V
Surge voltage U_S	$U_S = 1,15 U_R$
Max. reverse voltage	2 V
Category temperature range	- 55°C ... + 125 °C
Leakage current I_L after 5 min @ U_R	$\leq 0,006 * C_R [\mu F] * U_R [V] + 6 \mu A [\mu A]$
Useful life 2000 h @ 125 °C ; U_R ; I_R	Requirements $\Delta C/C \leq 30$ % of initial value ; ESR ≤ 300 % of specified ; limit $I_L \leq$ specified limit
Endurance test 1000 h @ 125 °C , U_R	Requirements $\Delta C/C \leq 20$ % of initial value ; ESR ≤ 130 % of specified ; limit $I_L \leq$ specified limit
Climatic category IEC 60068	55/125/56
Voltage proof of the external insulation	≥ 2500 V AC
Sectional specification	IEC 60384-4

Different voltages and capacitance combinations are available on request. Also in small lots.

Stand: 12/2019





■ DRAWINGS FOR SERIES SIG AND SI4PG

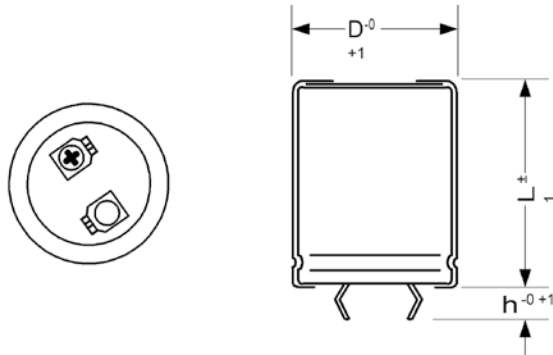
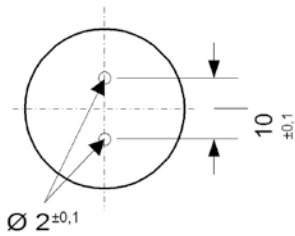


Fig1: SIG - Standard 2 pin snap in version and mounting hole dimensions (mm)

Case diameter 25 to 45 mm only

Piercing diagram



h = 6,3 / 4,5 mm

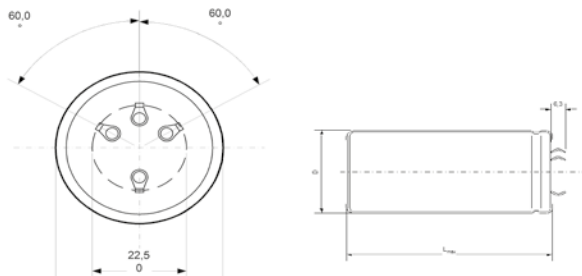
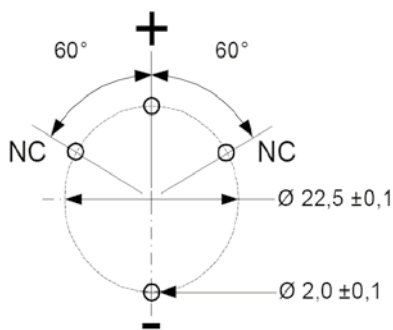


Fig2: SI4PG - Keyed polarity 4 pin snap in version (here with 6,3 mm claw. The 4,5 mm claw is also available) and mounting hole dimensions (mm)

Case diameter 35, 40, 45 mm only



NC terminals must be soldered to isolated pads or pads connected to the minus potential

125°C



SIG

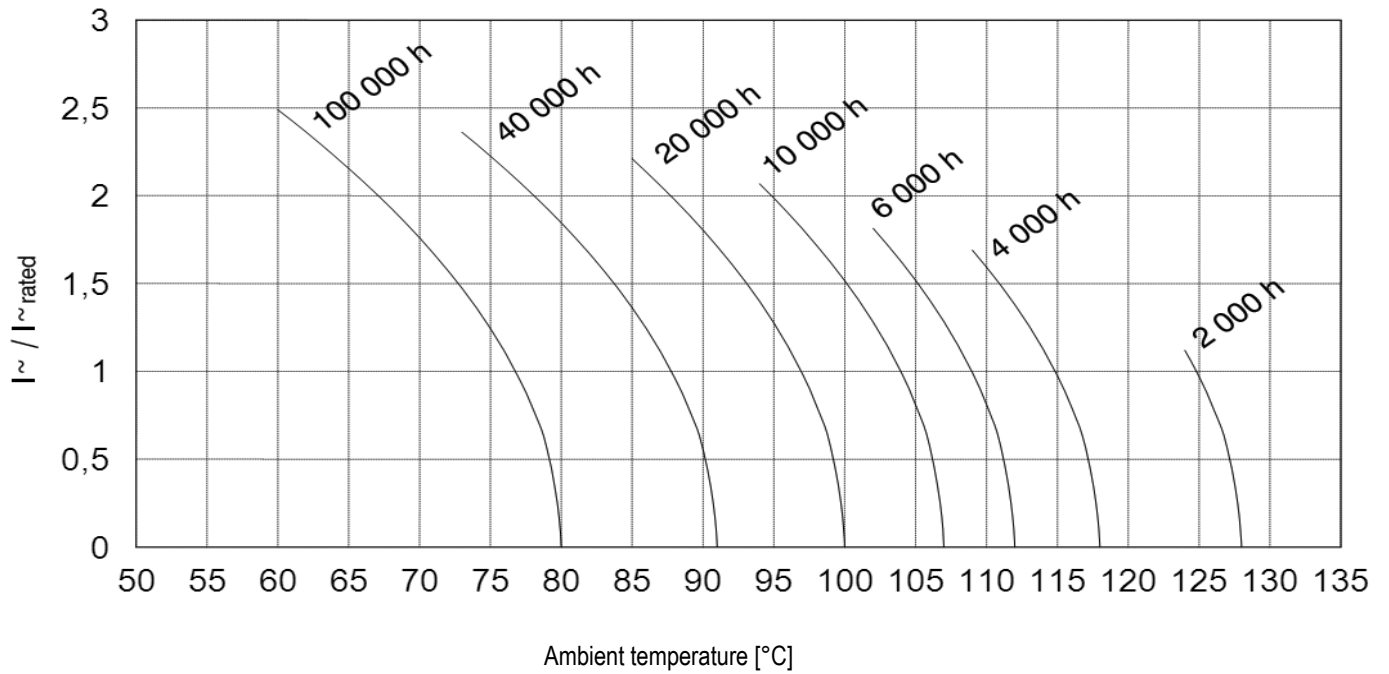
ELECTRICAL DATA AND ORDERING CODE FOR SERIES SIH

Rated voltage U_R [V]	Rated cap. C_R [μF]	Case size D x L [mm]	Typ. ESR 100 Hz, 20°C [mΩ]	Ripple current IR~ 100 Hz, 125°C [A]	Order code
					2 Pins: SIG...
					4 Pins: SI4PG...
16	10000	25x30	40	2,7	10301625030
	15000	30x30	27	3,6	15301630030
	18000	25x50	22	4,3	18301625050
	18000	35x30	22	4,3	18301635030
	27000	30x50	15	5,8	27301630050
	39000	30x70	10	7,9	39301630070
	39000	35x50	10	7,6	39301635050
	47000	40x50	8	8,8	47301640050
	82000	35x80	5	14,6	823016350800
	82000	40x80	5	13,9	82301640080
	100000	45x80	4	15,4	10401645080
	120000	40x100	4	16,9	12401640100
	130000	45x100	4	17,5	13401645100
25	6800	25x30	47	2,5	68202525030
	10000	30x30	32	3,3	10302530030
	15000	25x50	21	4,4	15302525050
	15000	35x30	21	4,4	15302535030
	18000	30x50	18	5,3	18302530050
	27000	30x70	12	7,4	27302530070
	27000	35x50	12	7,1	27302535050
	39000	40x50	8	9,0	39302540050
	47000	35x80	7	11,3	47302535080
	56000	45x80	6	12,9	56302545080
	68000	40x80	5	14,2	68302540080
	68000	40x100	5	15,5	68302540100
	100000	45x100	3	18,8	10402545100

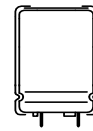
Rated voltage U_R [V]	Rated cap. C_R [μF]	Case size D x L [mm]	Typ. ESR 100 Hz, 20°C [mΩ]	Ripple current IR~ 100 Hz, 125°C [A]	Order code	
					2 Pins: SIG...	
					4 Pins: SI4PG...	
40	2700	25x30	71	2,0	27204025030	
	3900	30x30	49	2,7	39204030030	
	4700	25x50	41	3,2	47204025050	
	6800	35x30	28	4,0	68204035030	
	8200	30x50	23	4,7	82204030050	
	10000	35x50	19	5,7	10304035050	
	12000	30x70	16	6,5	12304030070	
	15000	40x50	13	7,4	15304040050	
	18000	35x80	11	9,3	18304035080	
	22000	40x80	9	10,8	22304040080	
	27000	45x80	7	13,2	27304045080	
	27000	40x100	7	13,1	27304040100	
	39000	45x100	5	16,8	39304045100	
	63	1800	25x30	80	1,9	18206325030
		2700	30x30	53	2,6	27206330030
3900		25x50	37	3,4	39206325050	
3900		35x30	37	3,5	39206335030	
5600		30x50	26	4,5	56206330050	
6800		35x50	21	5,5	68206335050	
8200		30x70	17	6,2	82206330070	
10000		40x50	14	7,0	10306340050	
12000		35x80	12	8,7	12306335080	
18000		40x80	8	11,2	18306340080	
22000		45x80	7	13,8	22306345080	
22000		40x100	7	13,6	22306340100	
27000		45x100	5	16,2	27306345100	



■ USEFUL LIFE AS A FUNCTION OF AMBIENT TEMPERATURE AND ACTUAL RIPPLE CURRENT



85°C



GS



DIN SERIES

PCB SOLDER PINS

■ FEATURES

- All internal contacts welded
- High CV product
- High reliability
- Long useful life

■ APPLICATIONS

- HiFi
- Consumer
- Industrial
- Inverter/drives

RoHS compliant
REACH compliant

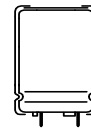
■ GENERAL SPECIFICATIONS

Items	Characteristics
Rated capacitance range C_R	56... 330.000 μF
Capacitance tolerance	$\pm 20\%$
Rated voltage range U	16 ... 500 V
Surge voltage U_S	$U_R \leq 315 \text{ V}: U_S = 1,15 U_R$; $U_R > 315 \text{ V}: U_S = 1,10 U_R$
Max. reverse voltage	2 V
Category temperature range	- 40°C ... + 185 °C
Leakage current I_L after 5 min @ U_R	$\leq 0,008 * C_R [\mu\text{F}] * U_R [\text{V}] + 6 \mu\text{A} [\mu\text{A}]$
Useful life 5000 h @ 85 °C ; U_R ; I_R	Requirements $\Delta C/C \leq 30 \%$ of initial value ; ESR $\leq 300 \%$ of specified ; limit $I_L \leq$ specified limit
Endurance test 2000 h @ 85 °C , U_R	Requirements $\Delta C/C \leq 20 \%$ of initial value ; ESR $\leq 130 \%$ of specified ; limit $I_L \leq$ specified limit
Climatic category IEC 60068	40/085/56
Voltage proof of the external insulation	$\geq 2500 \text{ V AC}$
Sectional specification	IEC 60384-4

Different voltages and capacitance combinations are available on request. Also in small lots.

Stand: 12/2019





■ DRAWING AND MOUNTING PIN LAYOUT OF THE SERIES GS CAPACITORS

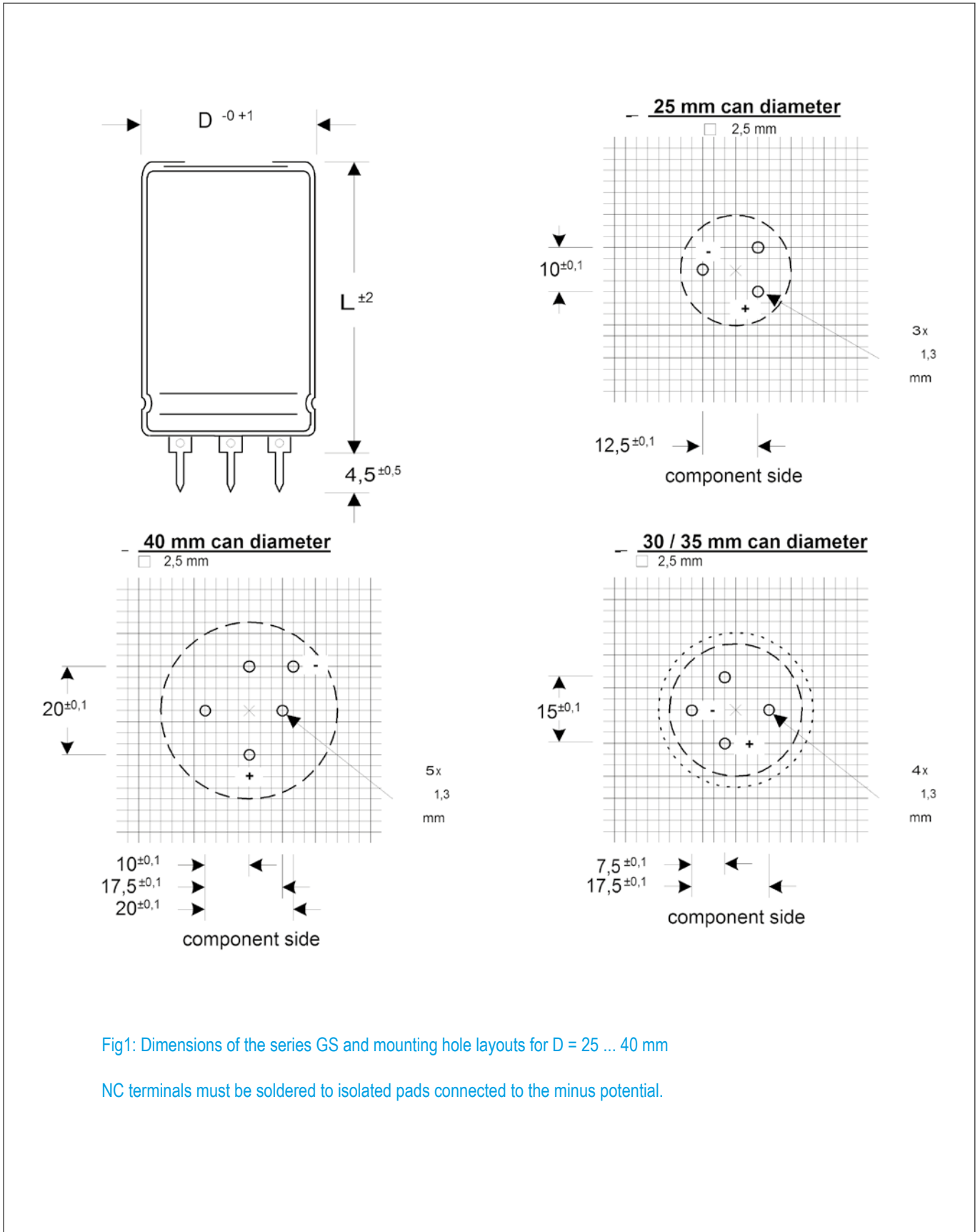
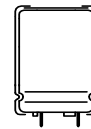


Fig1: Dimensions of the series GS and mounting hole layouts for D = 25 ... 40 mm

NC terminals must be soldered to isolated pads connected to the minus potential.

85°C



GS

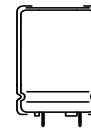
ELECTRICAL DATA AND ORDERING CODE FOR SERIES GS

Rated voltage U_R [V]	Rated cap. C_R [μF]	Case size D x L [mm]	Typ. ESR 100 Hz, 20°C [mΩ]	Ripple current IR~ 100 Hz, 85°C [A]	Order code GS...
16	22000	25x30	22	3,6	22301625030
	27000	25x35	18	4,2	27301625035
	39000	25x40	12	5,3	39301625040
	33000	30x30	14	4,8	33301630030
	39000	25x45	12	5,6	39301625045
	47000	25x50	10	6,4	47301625050
	39000	30x35	12	5,5	39301630035
	47000	35x30	10	6,4	47301635030
	56000	30x40	9	7,0	56301630040
	56000	35x35	9	7,4	56301635035
	56000	30x45	9	7,3	56301630045
	68000	30x50	7	8,4	68301630050
	68000	35x40	7	8,5	68301635040
	82000	35x45	6	9,7	82301635045
	82000	35x50	6	10,1	82301635050
	100000	30x70	5	11,6	10401630070
	120000	40x50	4	12,9	12401640050
	150000	35x80	3	16,4	15401635080
	120000	40x50	4	12,9	12401640050
	150000	40x60	3	15,4	15401640060
180000	35x100	3	19,7	18401635100	
220000	40x80	2	20,8	22401640080	
180000	45x60	3	16,9	18401645060	
270000	45x80	2	23,1	27401645080	
270000	40x100	2	25,3	27401640100	
330000	45x100	1	27,9	33401645100	
25	10000	25x30	45	2,5	10302525030
	12000	25x35	37	2,9	12302525035
	15000	25x40	30	3,4	15302525040
	15000	30x30	30	3,4	15302530030
	18000	25x45	25	3,9	18302525045
	18000	30x35	25	3,9	18302530035
	18000	25x50	25	4,1	18302525050
	22000	30x40	20	4,5	22302530040
	18000	35x30	25	4,1	18302535030
	27000	30x45	17	5,1	27302530045
	27000	30x50	17	5,4	27302530050
	22000	35x35	21	4,7	22302535035
	27000	35x40	17	5,4	27302535040
	33000	35x45	14	6,3	33302535045
	39000	30x70	12	7,4	39302530070
	39000	35x50	12	7,1	39302535050
	47000	35x60	10	8,3	47302535060
	56000	40x50	8	8,9	56302540050
	56000	35x80	8	10,2	56302535080
	68000	40x60	7	10,5	68302540060
	82000	35x100	6	13,5	82302535100
	82000	45x60	6	11,6	82302545060

Rated voltage U_R [V]	Rated cap. C_R [μF]	Case size D x L [mm]	Typ. ESR 100 Hz, 20°C [mΩ]	Ripple current IR~ 100 Hz, 85°C [A]	Order code GS...
25	120000	40x80	4	15,6	12402540080
	120000	40x100	4	17,1	12402540100
	120000	45x80	4	15,6	12402545080
	150000	45x100	3	19,1	15402545100
	5600	25x30	68	2,0	56204025030
40	6800	25x35	56	2,4	68204025035
	8200	25x40	47	2,7	82204025040
	8200	30x30	47	2,7	82204030030
	10000	25x45	38	3,2	10304025045
	10000	30x35	38	3,1	10304030035
	10000	25x50	38	3,3	10304025050
	12000	30x40	32	3,6	12304030040
	10000	35x30	38	3,3	10304035030
	15000	30x45	25	4,2	15304030045
	12000	35x35	32	3,8	12304035035
	15000	30x50	25	4,4	15304030050
	15000	35x40	25	4,5	15304035040
	18000	35x45	21	5,1	18304035045
	22000	35x50	17	5,8	22304035050
	22000	30x70	17	6,1	22304030070
	27000	35x60	14	6,9	27304035060
	27000	40x50	14	6,8	27304040050
	33000	35x80	12	8,6	33304035080
	33000	40x60	12	8,1	33304040060
	47000	35x100	8	11,3	47304035100
	47000	40x80	8	10,8	47304040080
	39000	45x60	10	8,8	39304045060
	56000	40x100	7	12,9	56304040100
	56000	45x80	7	11,7	56304045080
	82000	45x100	5	15,5	82304045100
63	2700	25x30	106	1,6	27206325030
	3300	25x35	87	1,9	33206325035
	3900	25x40	73	2,2	39206325040
	3900	30x30	73	2,1	39206330030
	4700	25x45	61	2,5	47206325045
	4700	30x35	61	2,5	47206330035
	5600	25x50	51	0,0	56206325050
	5600	30x40	51	2,8	56206330040
	5600	35x30	51	2,9	56206335030
	6800	30x45	42	3,3	68206330045
	6800	35x35	42	3,3	68206335035
	8200	30x50	35	3,7	82206330050
	8200	35x45	35	4,0	82206335045
	12000	30x70	24	5,2	12306330070
	12000	35x60	24	5,3	12306335060
	15000	40x50	19	5,9	15306340050
	18000	35x80	16	7,3	18306335080
	18000	40x60	16	6,9	18306340060

Stand: 12/2019

85°C



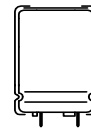
GS

Rated voltage U_R [V]	Rated cap. C_R [μF]	Case size D x L [mm]	Typ. ESR 100 Hz, 20°C [mΩ]	Ripple current IR~ 100 Hz, 85°C [A]	Order code GS...	
63	22000	45x60	13	7,6	22306345060	
	22000	35x100	13	8,9	22306335100	
	22000	40x80	13	8,5	22306340080	
	27000	40x100	11	10,3	27306340100	
	27000	45x80	11	9,4	27306345080	
	39000	45x100	7	12,4	39306345100	
80	1800	25x30	177	1,3	18208025030	
	1800	25x35	177	1,3	18208025035	
	2700	25x40	118	1,7	27208025040	
	2700	30x30	118	1,7	27208030030	
	3300	25x45	97	2,0	33208025045	
	3900	25x50	82	2,3	39208025050	
	3300	30x35	97	2,0	33208030035	
	3900	35x30	82	2,3	39208035030	
	3900	30x40	82	2,3	39208030040	
	4700	30x45	68	2,6	47208030045	
	4700	35x35	68	2,6	47208035035	
	5600	30x50	57	2,9	56208030050	
	5600	35x40	57	3,0	56208035040	
	6800	35x45	47	3,4	68208035045	
	6800	35x50	47	3,6	68208035050	
	8200	30x70	39	4,1	82208030070	
	10000	35x60	32	4,6	10308035060	
	10000	40x50	32	4,6	10308040050	
	12000	35x80	27	5,7	12308035080	
	12000	40x60	27	5,3	12308040060	
	18000	35x100	18	7,6	18308035100	
	15000	45x60	21	6,0	15308045060	
	18000	40x80	18	7,3	18308040080	
	22000	45x80	14	8,1	22308045080	
	22000	40x100	14	8,8	22308040100	
	27000	45x100	12	9,8	27308045100	
	100	1200	25x30	133	1,5	12210025030
		1500	25x35	106	1,7	15210025035
1800		25x40	88	2,0	18210025040	
1800		30x30	88	2,0	18210030030	
2200		25x45	72	2,3	22210025045	
2200		25x50	72	2,4	22210025050	
2200		35x30	72	2,4	22210035030	
2700		30x40	59	2,7	27210030040	
2700		30x45	59	2,8	27210030045	
2700		35x35	59	2,8	27210035035	
3300		30x50	48	3,2	33210030050	
3300		35x40	48	3,2	33210035040	
3900		35x45	41	3,7	39210035045	
5600		30x70	28	4,7	56210030070	
4700		35x50	34	4,2	47210035050	
5600		35x60	28	4,9	56210035060	
5600		40x50	28	4,8	56210040050	
6800		35x80	23	6,1	68210035080	

Rated voltage U_R [V]	Rated cap. C_R [μF]	Case size D x L [mm]	Typ. ESR 100 Hz, 20°C [mΩ]	Ripple current IR~ 100 Hz, 85°C [A]	Order code GS...
100	6800	40x60	23	5,7	68210040060
	10000	35x100	16	8,1	10310035100
	12000	40x80	13	8,4	12310040080
	10000	45x60	16	6,9	10310045060
	12000	45x80	13	8,4	12310045080
	15000	40x100	11	10,3	15310040100
	18000	45x100	9	11,3	18310045100
160	470	25x30	237	1,1	47116025030
	560	25x35	199	1,3	56116025035
	680	25x40	164	1,5	68116025040
	680	30x30	164	1,4	68116030030
	820	25x45	136	1,7	82116025045
	820	30x35	136	1,7	82116030035
	1000	25x50	111	1,9	10216025050
	1000	30x40	111	1,9	10216030040
	1000	35x30	111	1,9	10216035030
	1200	30x45	93	2,2	12216030045
	1200	35x35	93	2,2	12216035035
	1500	30x50	74	2,6	15216030050
	1500	35x40	74	2,6	15216035040
	1800	35x45	62	3,0	18216035045
	1800	35x50	62	3,1	18216035050
	2200	30x70	51	3,6	22216030070
	2200	35x60	51	3,7	22216035060
	2700	40x50	41	4,0	27216040050
	3300	35x80	34	5,0	33216035080
	3300	40x60	34	4,7	33216040060
	3900	35x100	29	6,0	39216035100
	3900	45x60	29	5,2	39216045060
4700	40x80	24	6,3	47216040080	
5600	40x100	20	7,5	56216040100	
5600	45x80	20	6,9	56216045080	
6800	45x100	16	8,3	68216045100	
200	470	25x30	203	1,2	47120025030
	560	25x35	171	1,4	56120025035
	680	25x40	141	1,6	68120025040
	680	30x30	141	1,6	68120030030
	820	25x45	117	1,8	82120025045
	820	30x35	117	1,8	82120030035
	1000	35x30	96	2,1	10220035030
	1000	25x50	96	2,1	10220025050
	1000	30x40	96	2,1	10220030040
	1200	30x45	80	2,4	12220030045
	1500	30x50	64	2,8	15220030050
	1200	35x35	80	2,4	12220035035
	1500	35x40	64	2,8	15220035040
	1800	35x45	53	3,2	18220035045
	1800	35x50	53	3,3	18220035050
	2200	30x70	43	3,8	22220030070
	2200	35x60	43	4,0	22220035060

Stand: 12/2019

85°C




GS

Rated voltage U_R [V]	Rated cap. C_R [μF]	Case size D x L [mm]	Typ. ESR 100 Hz, 20°C [mΩ]	Ripple current IR~ 100 Hz, 85°C [A]	Order code GS...
200	3300	35x80	29	5,4	33220035080
	2700	40x50	35	4,3	27220040050
	3300	40x60	29	5,1	33220040060
	3900	35x100	24	6,5	39220035100
	4700	40x80	20	6,8	47220040080
	3900	45x60	24	5,6	39220045060
	5600	40x100	17	8,1	56220040100
	5600	45x80	17	7,4	56220045080
	6800	45x100	14	9,0	68220045100
350	180	25x30	531	0,7	18135025030
	220	25x35	434	0,9	22135025035
	270	25x40	354	1,0	27135025040
	270	30x30	354	1,0	27135030030
	330	25x45	290	1,2	33135025045
	330	30x35	290	1,1	33135030035
	390	35x30	245	1,3	39135035030
	390	25x50	245	1,3	39135025050
	390	30x40	245	1,3	39135030040
	470	30x45	203	1,5	47135030045
	470	35x35	203	1,5	47135035035
	560	30x50	171	1,7	56135030050
	560	35x40	171	1,7	56135035040
	560	35x45	171	1,8	56135035045
	680	35x50	141	2,1	68135035050
	820	30x70	117	2,3	82135030070
	820	35x60	117	2,4	82135035060
	1000	40x50	96	2,6	10235040050
	1200	35x80	80	3,3	12235035080
	1200	40x60	80	3,1	12235040060
1500	35x100	64	4,0	15235035100	
1500	45x60	64	3,4	15235045060	
1800	40x80	53	4,2	18235040080	
1800	40x100	53	4,6	18235040100	
2200	45x80	43	4,7	22235045080	
2700	45x100	35	5,6	27235045100	
400	180	25x30	708	0,6	18140025030
	220	25x35	579	0,7	22140025035
	270	25x40	472	0,9	27140025040
	270	30x30	472	0,8	27140030030
	330	25x45	386	1,0	33140025045
	330	25x50	386	1,0	33140025050
	330	30x35	386	1,0	33140030035
	390	35x30	327	1,1	39140035030
	390	30x40	327	1,1	39140030040
	470	35x35	271	1,3	47140035035
	470	30x45	271	1,3	47140030045
	560	30x50	227	1,5	56140030050
	560	35x40	227	1,5	56140035040
	560	35x45	227	1,6	56140035045
	680	30x70	187	1,8	68140030070

Rated voltage U_R [V]	Rated cap. C_R [μF]	Case size D x L [mm]	Typ. ESR 100 Hz, 20°C [mΩ]	Ripple current IR~ 100 Hz, 85°C [A]	Order code GS...
400	820	35x50	155	2,0	82140035050
	820	35x60	155	2,1	82140035060
	820	40x50	155	2,1	82140040050
	1200	35x80	106	2,8	12240035080
	1200	40x60	106	2,7	12240040060
	1500	35x100	85	3,5	15240035100
	1500	40x80	85	3,3	15240040080
	1800	45x60	71	3,3	18240045060
	1800	40x100	71	4,0	18240040100
	1800	45x80	71	3,6	18240045080
	2700	45x100	47	4,9	27240045100
	2200	45x100	58	4,7	22240045100
450	120	25x30	929	0,6	12145025030
	150	25x35	743	0,7	15145025035
	180	25x40	619	0,8	18145025040
	220	25x45	507	0,9	22145025045
	180	30x30	619	0,7	18145030030
	220	30x35	507	0,9	22145030035
	220	25x50	507	0,9	22145025050
	270	30x40	413	1,0	27145030040
	220	35x30	507	0,9	22145035030
	270	30x45	413	1,0	27145030045
	270	35x35	413	1,1	27145035035
	330	30x50	338	1,2	33145030050
	390	35x40	286	1,3	39145035040
	390	35x45	286	1,4	39145035045
	560	30x70	199	1,8	56145030070
	470	35x50	237	1,6	47145035050
	560	35x60	199	1,9	56145035060
	560	40x50	199	1,8	56145040050
	820	35x80	136	2,5	82145035080
	1200	40x60	93	2,8	12245040060
	1000	35x100	111	3,0	10245035100
	1000	45x60	111	2,6	10245045060
	1200	40x80	93	3,3	12245040080
	1500	40x100	74	4,0	15245040100
	1200	45x80	93	3,2	12245045080
	1800	45x100	62	4,3	18245045100
	500	120	25x30	796	0,6
120		25x35	796	0,6	12150025035
150		25x40	637	0,7	15150025040
180		25x45	531	0,9	18150025045
150		30x30	637	0,7	15150030030
180		30x35	531	0,8	18150030035
220		25x50	434	1,0	22150025050
220		30x40	434	1,0	22150030040
180		35x30	531	0,9	18150035030
270		30x45	354	1,1	27150030045
270		35x35	354	1,1	27150035035
270		30x50	354	1,2	27150030050

Stand: 12/2019

85°C

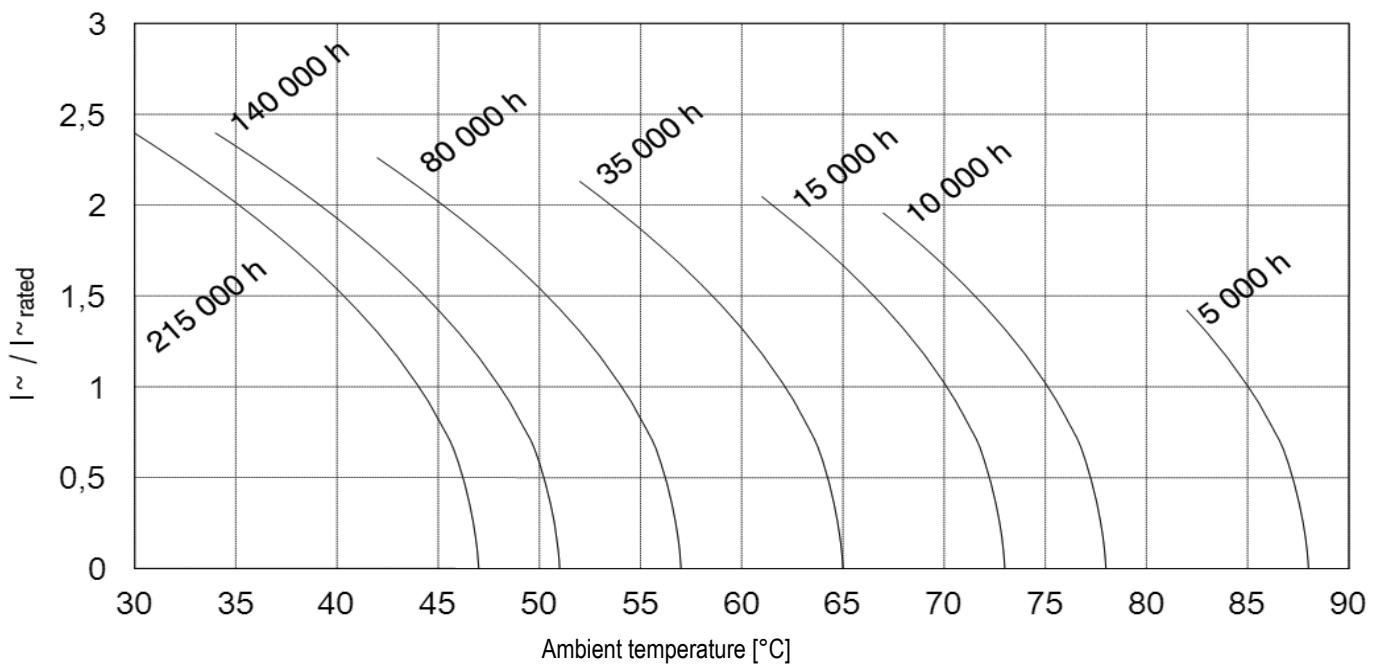


GS

Rated voltage U_R [V]	Rated cap. C_R [μF]	Case size D x L [mm]	Typ. ESR 100 Hz, 20°C [mΩ]	Ripple current IR~ 100 Hz, 85°C [A]	Order code GS...
500	270	35x40	354	1,2	27150035040
	390	35x45	245	1,5	39150035045
	470	30x70	203	1,8	47150030070
	390	35x50	245	1,6	39150035050
	560	35x60	171	2,0	56150035060
	560	40x50	171	2,0	56150040050
	680	35x80	141	2,5	68150035080

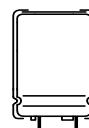
Rated voltage U_R [V]	Rated cap. C_R [μF]	Case size D x L [mm]	Typ. ESR 100 Hz, 20°C [mΩ]	Ripple current IR~ 100 Hz, 85°C [A]	Order code GS...
500	680	40x60	141	2,3	68150040060
	820	35x100	117	3,0	82150035100
	820	45x60	117	2,6	82150045060
	1200	40x80	80	3,4	12250040080
	820	40x100	117	3,1	82150040100
	1200	45x80	80	3,4	12250045080
	1500	45x100	64	4,2	15250045100

■ USEFUL LIFE AS A FUNCTION OF AMBIENT TEMPERATURE AND ACTUAL RIPPLE CURRENT



Stand: 12/2019

105°C



GSH



DIN SERIES

ULTRA COMPACT DESIGN

LONG LIFETIME

PCB SOLDER PINS

FEATURES

- All internal contacts welded
- High CV product
- High reliability
- Ultra compact

APPLICATIONS

- HiFi
- Computer
- Industrial
- Tube amplifier

RoHS compliant
REACH compliant


GENERAL SPECIFICATIONS

Items	Characteristics
Rated capacitance range C_R	68... 150.000 μF
Capacitance tolerance	$\pm 20\%$
Rated voltage range U	16 ... 450 V
Surge voltage U_S	$U_R \leq 315 \text{ V}: U_S = 1,15 U_R$; $U_R > 315 \text{ V}: U_S = 1,10 U_R$
Max. reverse voltage	2 V
Category temperature range	- 40°C ... + 105 °C
Leakage current I_L after 5 min @ U_R	$\leq 0,008 * C_R [\mu\text{F}] * U_R [\text{V}] + 6 \mu\text{A} [\mu\text{A}]$
Useful life 5000 h @ 105 °C ; U_R ; I_R	Requirements $\Delta C/C \leq 30\%$ of initial value ; ESR $\leq 300\%$ of specified ; limit $I_L \leq$ specified limit
Endurance test 2000 h @ 105 °C , U_R	Requirements $\Delta C/C \leq 20\%$ of initial value ; ESR $\leq 130\%$ of specified ; limit $I_L \leq$ specified limit
Climatic category IEC 60068	40/105/56
Voltage proof of the external insulation	$\geq 2500 \text{ V AC}$
Sectional specification	IEC 60384-4

Different voltages and capacitance combinations are available on request. Also in small lots.

Stand: 12/2019





■ DRAWING AND MOUNTING PIN LAYOUT OF THE SERIES GSH CAPACITORS

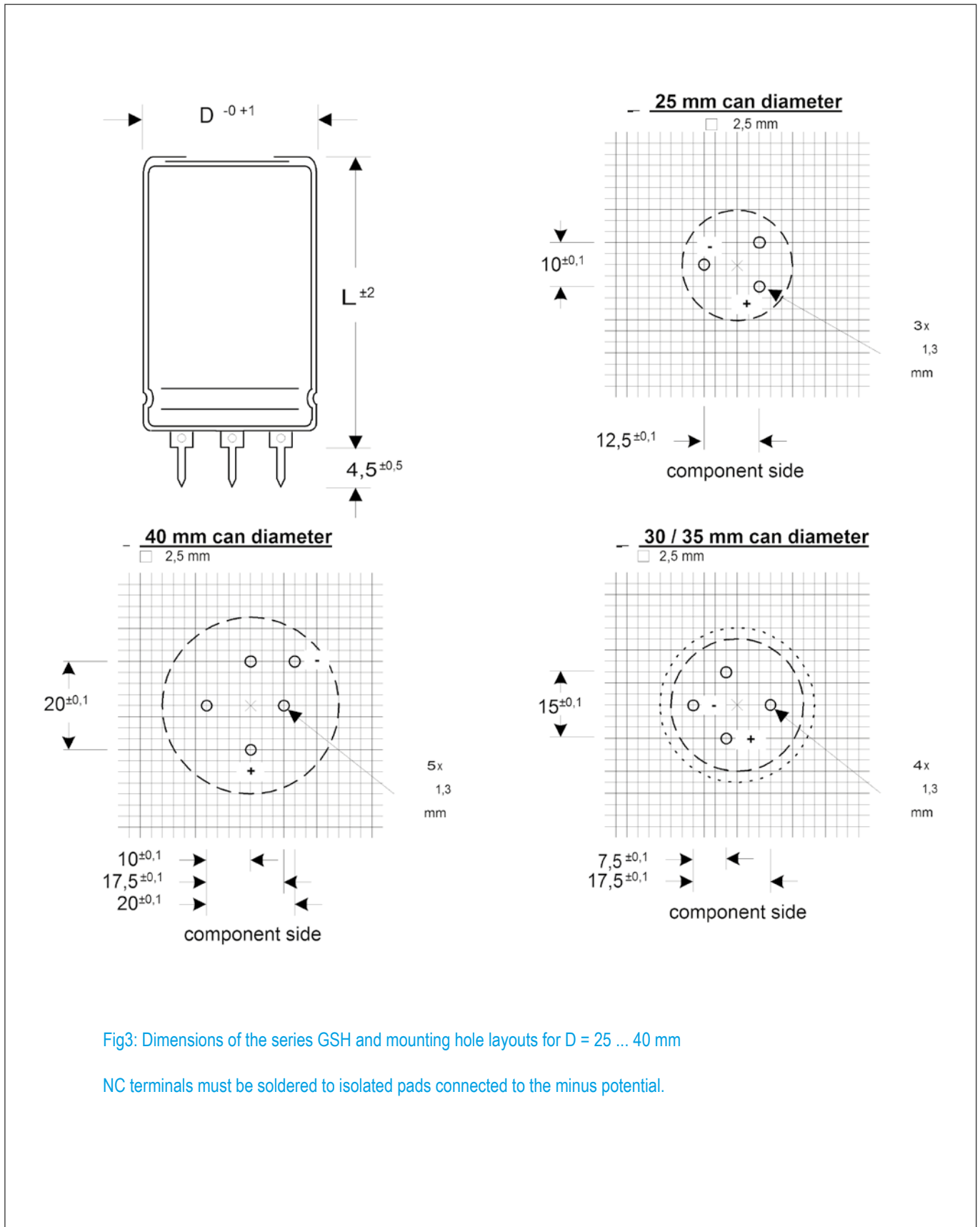
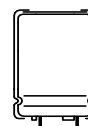


Fig3: Dimensions of the series GSH and mounting hole layouts for D = 25 ... 40 mm

NC terminals must be soldered to isolated pads connected to the minus potential.

105°C



GSH


ELECTRICAL DATA AND ORDERING CODE FOR SERIES GSH

Rated voltage U_R [V]	Rated cap. C_R [μF]	Case size D x L [mm]	Typ. ESR 100 Hz, 20°C [mΩ]	Ripple current IR~ 100 Hz, 105°C [A]	Order code GSH...
16	10000	25x30	48	2,4	10301625030
	12000	25x35	40	2,8	12301625035
	15000	25x40	32	3,3	15301625040
	15000	30x30	32	3,3	15301630030
	18000	25x45	27	3,8	18301625045
	18000	25x50	27	4,0	18301625050
	18000	30x35	27	3,8	18301630035
	18000	35x30	27	4,0	18301635030
	22000	30x40	22	4,4	22301630040
	22000	35x35	22	4,6	22301635035
	27000	30x45	18	5,1	27301630045
	27000	30x50	18	5,3	27301630050
	27000	35x40	18	5,3	27301635040
	33000	35x45	14	6,2	33301635045
	39000	30x70	12	7,2	39301630070
	39000	35x50	12	7,0	39301635050
	47000	40x50	10	8,1	47301640050
	56000	35x80	9	10,0	56301635080
	56000	40x50	9	8,8	56301640050
	68000	40x60	7	10,4	68301640060
82000	35x100	6	13,3	82301635100	
82000	40x80	6	12,7	82301640080	
82000	45x60	6	11,4	82301645060	
100000	45x80	5	14,0	10401645080	
120000	40x100	4	16,9	12401640100	
150000	45x100	3	18,8	15401645100	
25	6800	25x30	66	2,1	68202525030
	8200	25x35	54	2,4	82202525035
	10000	25x40	45	2,8	10302525040
	10000	30x30	45	2,8	10302530030
	12000	25x45	37	3,2	12302525045
	12000	30x35	37	3,2	12302530035
	15000	25x50	30	3,7	15302525050
	15000	30x40	30	3,7	15302530040
	15000	35x30	30	3,7	15302535030
	18000	30x45	26	4,2	18302530045
	18000	30x50	26	4,4	18302530050
	18000	35x35	26	4,2	18302535035
	22000	35x40	21	4,9	22302535040
	22000	35x45	21	5,1	22302535045
	27000	30x70	17	6,1	27302530070
	27000	35x50	17	5,9	27302535050
	33000	35x60	14	7,0	33302535060
	39000	40x50	12	7,5	39302540050
	47000	35x80	10	9,3	47302535080
	47000	40x60	10	8,8	47302540060
	56000	35x100	8	11,2	56302535100
	56000	45x60	8	9,6	56302545060

Rated voltage U_R [V]	Rated cap. C_R [μF]	Case size D x L [mm]	Typ. ESR 100 Hz, 20°C [mΩ]	Ripple current IR~ 100 Hz, 105°C [A]	Order code GSH...	
25	68000	40x80	7	11,8	68302540080	
	68000	40x100	7	12,9	68302540100	
	82000	45x80	6	12,9	82302545080	
	100000	45x100	5	15,6	10402545100	
	2700	25x30	142	1,4	27204025030	
40	3300	25x35	116	1,7	33204025035	
	3900	25x40	98	1,9	39204025040	
	3900	30x30	98	1,9	39204030030	
	4700	25x45	81	2,2	47204025045	
	4700	30x35	81	2,2	47204030035	
	5600	25x50	68	2,5	56204025050	
	5600	30x40	68	2,5	56204030040	
	5600	35x30	68	2,5	56204035030	
	6800	30x45	56	2,8	68204030045	
	6800	35x35	56	2,9	68204035035	
	8200	30x50	47	3,2	82204030050	
	8200	35x40	47	3,3	82204035040	
	8200	35x45	47	3,4	82204035045	
	10000	35x50	38	3,9	10304035050	
	12000	30x70	32	4,5	12304030070	
	12000	35x60	32	4,6	12304035060	
	15000	40x50	25	5,1	15304040050	
	18000	35x80	21	6,4	18304035080	
	18000	40x60	21	6,0	18304040060	
	22000	35x100	17	7,7	22304035100	
	22000	40x80	17	7,4	22304040080	
	22000	45x60	17	6,6	22304045060	
	27000	40x100	14	8,9	27304040100	
	27000	45x80	14	8,2	27304045080	
	39000	45x100	10	10,7	39304045100	
	63	1800	25x30	159	1,3	18206325030
		2200	25x35	130	1,6	22206325035
		2700	25x40	106	1,8	27206325040
		2700	30x30	106	1,8	27206330030
		3300	25x45	87	2,1	33206325045
		3300	30x35	87	2,1	33206330035
		3900	25x50	73	2,4	39206325050
		3900	30x40	73	2,4	39206330040
		3900	35x30	73	2,4	39206335030
		4700	30x45	61	2,7	47206330045
4700		35x35	61	2,8	47206335035	
5600		30x50	51	3,1	56206330050	
6800		35x45	42	3,6	68206335045	
8200		30x70	35	4,3	82206330070	
10000		35x60	29	4,9	10306335060	
10000		40x50	29	4,8	10306340050	
12000		35x80	24	6,0	12306335080	
12000		40x60	24	5,6	12306340060	

Stand: 12/2019

105°C



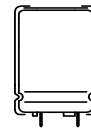
GSH

Rated voltage U_R [V]	Rated cap. C_R [μF]	Case size D x L [mm]	Typ. ESR 100 Hz, 20°C [mΩ]	Ripple current IR~ 100 Hz, 105°C [A]	Order code GSH...
63	15000	45x60	19	6,3	15306345060
	18000	35x100	16	8,1	18306335100
	18000	40x80	16	7,7	18306340080
	22000	40x100	13	9,3	22306340100
	22000	45x80	13	8,5	22306345080
	27000	45x100	11	10,3	27306345100
80	1200	25x30	265	1,0	12208025030
	1500	25x35	212	1,2	15208025035
	1800	25x40	177	1,4	18208025040
	1800	30x30	177	1,4	18208030030
	2200	25x45	145	1,6	22208025045
	2200	25x50	145	1,7	22208025050
	2200	30x35	145	1,6	22208030035
	2200	35x30	145	1,7	22208035030
	2700	30x40	118	1,9	27208030040
	2700	30x45	118	2,0	27208030045
	2700	35x35	118	2,0	27208035035
	3300	30x50	97	2,3	33208030050
	3300	35x40	97	2,3	33208035040
	3900	35x45	82	2,6	39208035045
	4700	35x50	68	3,0	47208035050
	5600	30x70	57	3,4	56208030070
	5600	35x60	57	3,5	56208035060
	5600	40x50	57	3,4	56208040050
	6800	35x80	47	4,3	68208035080
	6800	40x60	47	4,0	68208040060
	10000	35x100	32	5,7	10308035100
	10000	45x60	32	4,9	10308045060
	12000	40x80	27	6,0	12308040080
	12000	45x80	27	6,0	12308045080
	15000	40x100	21	7,3	15308040100
	18000	45x100	18	8,0	18308045100
100	1000	25x30	159	1,3	10210025030
	1200	25x35	133	1,5	12210025035
	1500	25x40	106	1,8	15210025040
	1500	30x30	106	1,8	15210030030
	1800	25x45	88	2,1	18210025045
	1800	25x50	88	2,2	18210025050
	1800	35x30	88	2,2	18210035030
	2200	30x40	72	2,4	22210030040
	2200	30x45	72	2,5	22210030045
	2200	35x35	72	2,5	22210035035
	2700	30x50	59	2,9	27210030050
	2700	35x40	59	2,9	27210035040
	3300	35x45	48	3,4	33210035045
	3900	30x70	41	4,0	39210030070
	3900	35x50	41	3,8	39210035050
	4700	35x60	34	4,5	47210035060
	4700	40x50	34	4,4	47210040050
	5600	35x80	28	5,5	56210035080

Rated voltage U_R [V]	Rated cap. C_R [μF]	Case size D x L [mm]	Typ. ESR 100 Hz, 20°C [mΩ]	Ripple current IR~ 100 Hz, 105°C [A]	Order code GSH...
100	5600	40x60	28	5,1	56210040060
	8200	35x100	19	7,3	82210035100
	8200	40x80	19	7,0	82210040080
	8200	45x60	19	6,2	82210045060
	10000	45x80	16	7,7	10310045080
	12000	40x100	13	9,2	12310040100
	15000	45x100	11	10,3	15310045100
160	470	25x30	237	1,1	47116025030
	560	25x35	199	1,3	56116025035
	680	25x40	164	1,5	68116025040
	680	30x30	164	1,4	68116030030
	820	25x45	136	1,6	82116025045
	820	30x35	136	1,7	82116030035
	1000	25x50	111	1,9	10216025050
	1000	30x40	111	1,9	10216030040
	1000	35x30	111	1,9	10216035030
	1200	30x45	93	2,2	12216030045
	1200	35x35	93	2,2	12216035035
	1500	30x50	74	2,6	15216030050
	1500	35x40	74	2,6	15216035040
	1800	35x45	62	3,0	18216035045
	1800	35x50	62	3,1	18216035050
	2200	30x70	51	3,6	22216030070
	2200	35x60	51	3,7	22216035060
	2700	40x50	41	4,0	27216040050
	3300	35x80	34	5,0	33216035080
	3300	40x60	34	4,7	33216040060
	3900	35x100	29	6,2	39216035100
	3900	45x60	29	5,2	39216045060
	4700	40x80	24	6,3	47216040080
	5600	40x100	20	7,5	56216040100
	5600	45x80	20	6,9	56216045080
	6800	45x100	16	8,3	68216045100
200	330	25x30	290	1,0	33125025030
	390	25x35	245	1,1	39125025035
	470	25x40	203	1,3	47125025040
	470	30x30	203	1,3	47125030030
	560	25x45	171	1,5	56125025045
	560	30x35	171	1,5	56125030035
	560	35x30	171	1,6	56125035030
	680	25x50	141	1,7	68125025050
	680	30x40	141	1,7	68125030040
	820	30x45	117	2,0	82125030045
	820	30x50	117	2,1	82125030050
	820	35x35	117	2,0	82125035035
	1000	35x40	96	2,3	10225035040
	1200	35x45	80	2,6	12225035045
	1200	35x50	80	2,7	12225035050
	1500	30x70	64	3,2	15225030070
	1500	35x60	64	3,3	15225035060

Stand: 12/2019


105°C



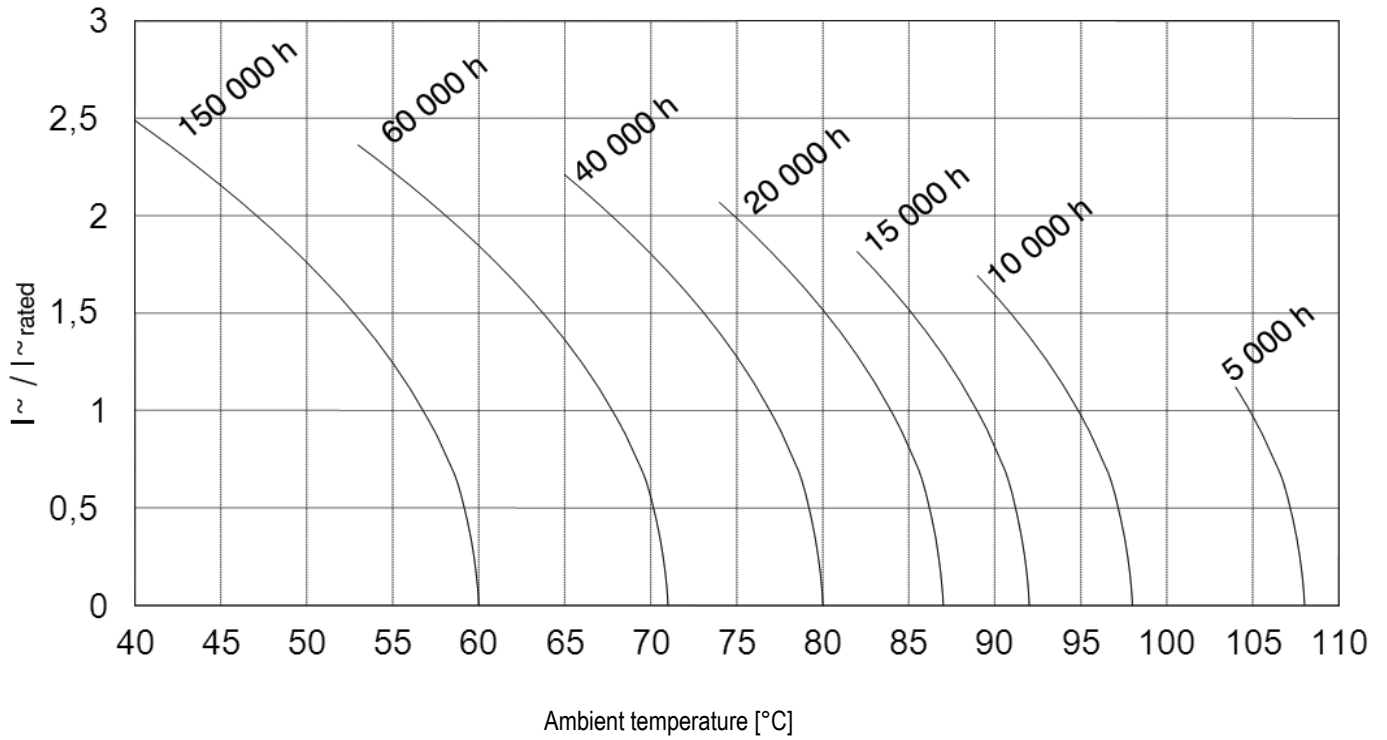
GSH

Rated voltage U_R [V]	Rated cap. C_R [μF]	Case size D x L [mm]	Typ. ESR 100 Hz, 20°C [mΩ]	Ripple current IR~ 100 Hz, 105°C [A]	Order code GSH...
250	1800	35x80	53	4,0	18225035080
	1800	40x50	53	3,5	18225040050
	1800	40x60	53	3,8	18225040060
	2700	35x100	35	5,4	27225035100
	2700	40x80	35	5,2	27225040080
	2700	45x60	35	4,6	27225045060
	3300	40x100	29	6,3	33225040100
	3300	45x80	29	5,7	33225045080
	4700	45x100	20	7,4	47225045100
350	180	25x30	531	0,7	18135025030
	220	25x35	434	0,9	22135025035
	270	25x40	354	1,0	27135025040
	270	30x30	354	1,0	27135030030
	330	25x45	290	1,2	33135025045
	330	30x35	290	1,1	33135030035
	330	35x30	290	1,2	33135035030
	390	25x50	245	1,3	39135025050
	390	30x40	245	1,3	39135030040
	470	30x45	203	1,5	47135030045
	470	35x35	203	1,5	47135035035
	560	30x50	171	1,7	56135030050
	560	35x40	171	1,7	56135035040
	560	35x45	171	1,8	56135035045
	680	35x50	141	2,1	68135035050
	820	30x70	117	2,3	82135030070
	820	35x60	117	2,4	82135035060
	820	40x50	117	2,4	82135040050
	1200	35x80	80	3,3	12235035080
	1200	40x60	80	3,1	12235040060
1500	35x100	64	4,0	15235035100	
1500	45x60	64	3,4	15235045060	
1800	40x80	53	4,2	18235040080	
1800	40x100	53	4,6	18235040100	
1800	45x80	53	4,2	18235045080	
2700	45x100	35	5,6	27235045100	
400	150	25x30	849	0,6	15140025030
	180	25x35	708	0,7	18140025035
	220	25x40	579	0,8	22140025040
	220	30x30	579	0,8	22140030030
	270	25x45	472	0,9	27140025045
	270	25x50	472	0,9	27140025050
	270	30x35	472	0,9	27140030035
	270	35x30	472	0,9	27140035030

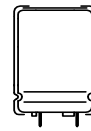
Rated voltage U_R [V]	Rated cap. C_R [μF]	Case size D x L [mm]	Typ. ESR 100 Hz, 20°C [mΩ]	Ripple current IR~ 100 Hz, 105°C [A]	Order code GSH...	
400	330	30x40	386	1,0	33140030040	
	330	35x35	386	1,1	33140035035	
	390	30x45	327	1,2	39140030045	
	390	30x50	327	1,2	39140030050	
	470	35x45	271	1,4	47140035045	
	560	30x70	227	1,7	56140030070	
	560	35x50	227	1,6	56140035050	
	680	35x60	187	1,9	68140035060	
	680	40x50	187	1,9	68140040050	
	820	35x80	155	2,3	82140035080	
	820	40x60	155	2,2	82140040060	
	1200	35x100	106	3,1	12240035100	
	1200	40x80	106	3,0	12240040080	
	1200	45x60	106	2,7	12240045060	
	1500	40x100	85	3,6	15240040100	
	1500	45x80	85	3,3	15240045080	
	2200	45x100	58	4,4	22240045100	
	450	120	25x30	929	0,6	12145025030
		150	25x35	743	0,7	15145025035
		150	25x40	743	0,7	15145025040
180		25x45	619	0,8	18145025045	
180		30x30	619	0,7	18145030030	
180		30x35	619	0,8	18145030035	
220		25x50	507	0,9	22145025050	
220		30x40	507	0,9	22145030040	
220		35x30	507	0,9	22145035030	
270		30x45	413	1,0	27145030045	
270		35x35	413	1,1	27145035035	
330		30x50	338	1,2	33145030050	
330		35x40	338	1,2	33145035040	
390		35x45	286	1,4	39145035045	
470		30x70	237	1,6	47145030070	
470		35x50	237	1,6	47145035050	
560		35x60	199	1,9	56145035060	
560		40x50	199	1,8	56145040050	
680		35x80	164	2,3	68145035080	
680		40x60	164	2,1	68145040060	
820	35x100	136	2,8	82145035100		
820	45x60	136	2,4	82145045060		
1000	40x80	111	2,9	10245040080		
1200	40x100	93	3,5	12245040100		
1200	45x80	93	3,2	12245045080		
1500	45x100	74	3,9	15245045100		



■ USEFUL LIFE AS A FUNCTION OF AMBIENT TEMPERATURE AND ACTUAL RIPPLE CURRENT



125°C



GSG



DIN SERIES

HIGH RELIABILITY

LONG LIFETIME AT 125°C

PCB SOLDER PINS

■ FEATURES

- All internal contacts welded
- High temp 125°C
- High CV product
- High performance
- Low temperature -55°C

RoHS compliant
REACH compliant

■ APPLICATIONS

- HiFi
- Automotive
- Consumer
- Traction


■ GENERAL SPECIFICATIONS

Items	Characteristics
Rated capacitance range C_R	1.200... 130.000 μ F
Capacitance tolerance	$\pm 20\%$
Rated voltage range U	16 ... 63 V
Surge voltage U_S	$U_S = 1,15 U_R$
Max. reverse voltage	2 V
Category temperature range	- 55°C ... + 125 °C
Leakage current I_L after 5 min @ U_R	$\leq 0,006 * C_R [\mu F] * U_R [V] + 6 \mu A [\mu A]$
Useful life 2000 h @ 125 °C ; U_R ; I_R	Requirements $\Delta C/C \leq 30\%$ of initial value ; ESR $\leq 300\%$ of specified ; limit $I_L \leq$ specified limit
Endurance test 1000 h @ 125 °C , U_R	Requirements $\Delta C/C \leq 20\%$ of initial value ; ESR $\leq 130\%$ of specified ; limit $I_L \leq$ specified limit
Climatic category IEC 60068	55/125/56
Voltage proof of the external insulation	≥ 2500 V AC
Sectional specification	IEC 60384-4

Different voltages and capacitance combinations are available on request. Also in small lots.

Stand: 12/2019





■ DRAWING AND MOUNTING PIN LAYOUT OF THE SERIES GSG CAPACITORS

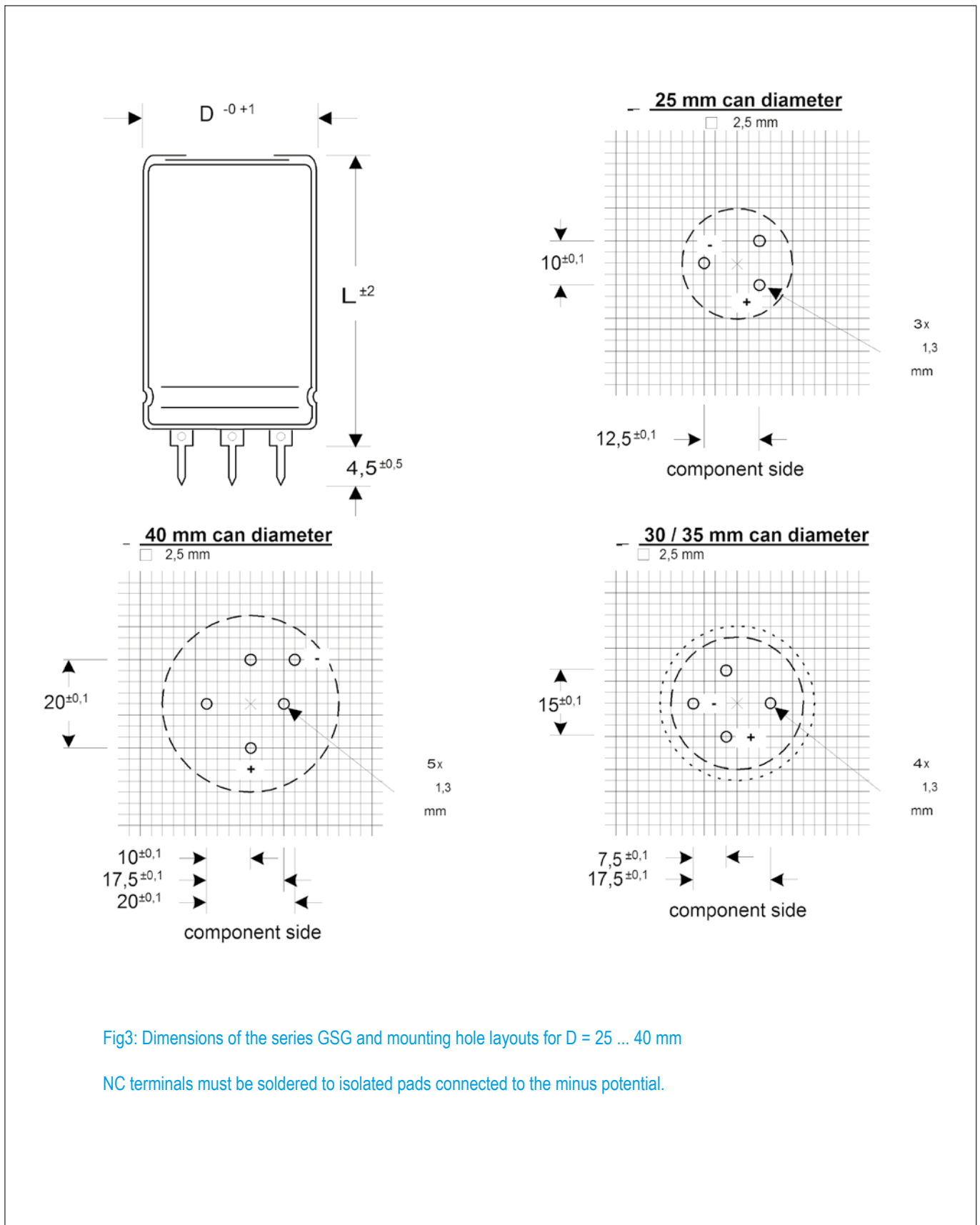
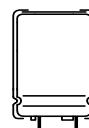


Fig3: Dimensions of the series GSG and mounting hole layouts for D = 25 ... 40 mm

NC terminals must be soldered to isolated pads connected to the minus potential.

125°C




GSG

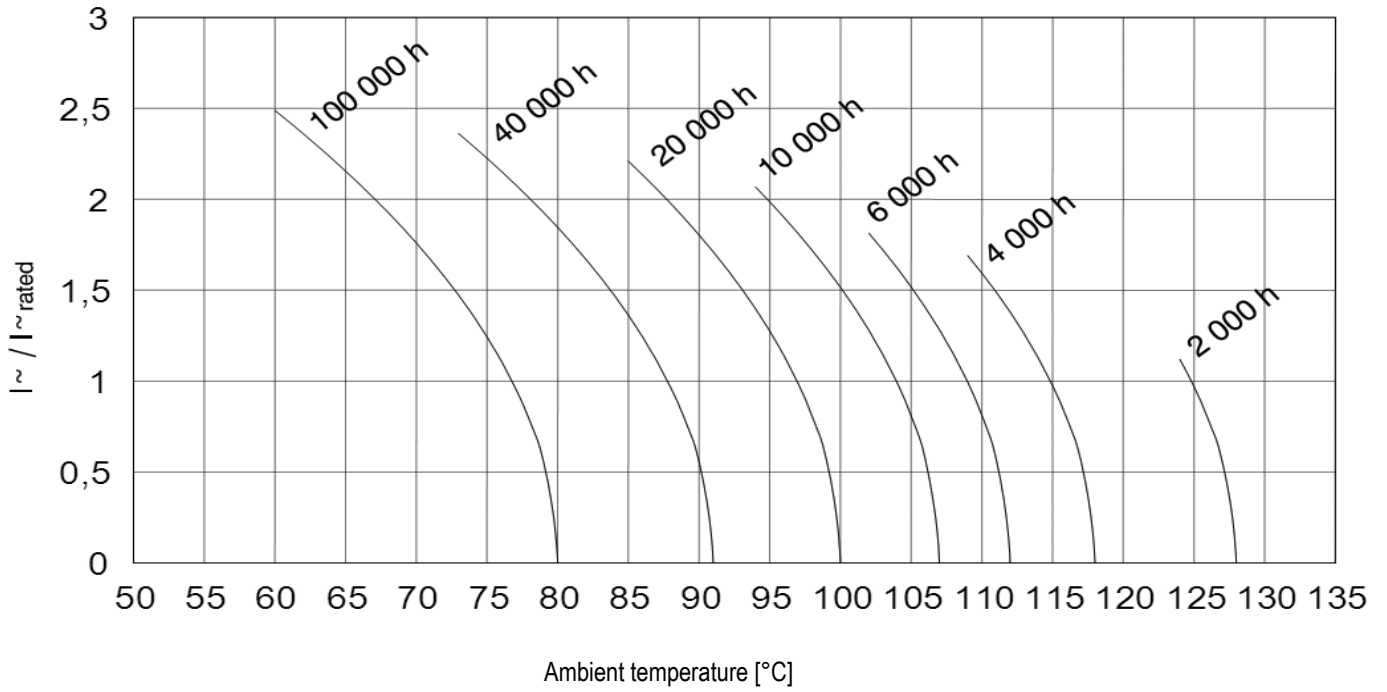
ELECTRICAL DATA AND ORDERING CODE FOR SERIES GSH

Rated voltage U_R [V]	Rated cap. C_R [μF]	Case size D x L [mm]	Typ. ESR 100 Hz, 20°C [mΩ]	Ripple current IR~ 100 Hz, 125°C [A]	Order code GSG...
16	10000	25x30	40	2,7	10301625030
	15000	30x30	27	3,6	15301630030
	18000	25x50	22	4,3	18301625050
	18000	35x30	22	4,3	18301635030
	27000	30x50	15	5,8	27301630050
	39000	30x70	10	7,9	39301630070
	39000	35x50	10	7,6	39301635050
	47000	40x50	8	8,8	47301640050
	82000	35x80	5	14,6	82316350100
	82000	40x80	5	13,9	82301640080
	100000	45x80	4	15,4	10401645080
	120000	40x100	4	16,9	12401640100
	130000	45x100	4	17,5	13401645100
25	6800	25x30	47	2,5	68202525030
	10000	30x30	32	3,3	10302530030
	15000	25x50	21	4,4	15302525050
	15000	35x30	21	4,4	15302535030
	18000	30x50	18	5,3	18302530050
	27000	30x70	12	7,4	27302530070
	27000	35x50	12	7,1	27302535050
	39000	40x50	8	9,0	39302540050
	47000	35x80	7	11,3	47302535080
	56000	45x80	6	12,9	56302545080
	68000	40x80	5	14,2	68302540080
	68000	40x100	5	15,5	68302540100
	100000	45x100	3	18,8	10402545100

Rated voltage U_R [V]	Rated cap. C_R [μF]	Case size D x L [mm]	Typ. ESR 100 Hz, 20°C [mΩ]	Ripple current IR~ 100 Hz, 125°C [A]	Order code GSG...
40	2700	25x30	71	2,0	27204025030
	3900	30x30	49	2,7	39204030030
	4700	25x50	41	3,2	47204025050
	6800	35x30	28	4,0	68204035030
	8200	30x50	23	4,7	82204030050
	10000	35x50	19	5,7	10304035050
	12000	30x70	16	6,5	12304030070
	15000	40x50	13	7,4	15304040050
	18000	35x80	11	9,3	18304035080
	22000	40x80	9	10,8	22304040080
	27000	45x80	7	13,2	27304045080
	27000	40x100	7	13,1	27304040100
	39000	45x100	5	16,8	39304045100
63	1800	25x30	80	1,9	18206325030
	2700	30x30	53	2,6	27206330030
	3900	25x50	37	3,4	39206325050
	3900	35x30	37	3,5	39206335030
	5600	30x50	26	4,5	56206330050
	6800	35x50	21	5,5	68206335050
	8200	30x70	17	6,2	82206330070
	10000	40x50	14	7,0	10306340050
	12000	35x80	12	8,7	12306335080
	18000	40x80	8	11,2	18306340080
	22000	45x80	7	13,8	22306345080
	22000	40x100	7	13,6	22306340100
	27000	45x100	5	16,2	27306345100



■ USEFUL LIFE AS A FUNCTION OF AMBIENT TEMPERATURE AND ACTUAL RIPPLE CURRENT





■ FEATURES

- All contacts welded
- Soldering lug terminals
- High capacitance
- High performance
- Long useful life

RoHS compliant
REACH compliant

■ APPLICATIONS

- HiFi
- Consumer
- Industrial
- Telecommunications

■ GENERAL SPECIFICATIONS

Items	Characteristics
Rated capacitance range C_R	56... 330.000 μF
Capacitance tolerance	$\pm 20\%$
Rated voltage range U	16 ... 500 V
Surge voltage U_S	$U_R \leq 315 \text{ V}: U_S = 1,15 U_R$; $U_R > 315 \text{ V}: U_S = 1,10 U_R$
Max. reverse voltage	2 V
Category temperature range	- 40°C ... + 85 °C
Leakage current I_L after 5 min @ U_R	$\leq 0,008 * C_R [\mu\text{F}] * U_R [\text{V}] + 6 \mu\text{A} [\mu\text{A}]$
Useful life 5000 h @ 85 °C ; U_R ; I_R	Requirements $\Delta C/C \leq 30 \%$ of initial value ; ESR $\leq 300 \%$ of specified ; limit $I_L \leq$ specified limit
Endurance test 2000 h @ 85 °C , U_R	Requirements $\Delta C/C \leq 20 \%$ of initial value ; ESR $\leq 130 \%$ of specified ; limit $I_L \leq$ specified limit
Climatic category IEC 60068	40/085/56
Voltage proof of the external insulation	$\geq 2500 \text{ V AC}$
Sectional specification	IEC 60384-4

Different voltages and capacitance combinations are available on request. Also in small lots.



■ DRAWINGS FOR SERIES LFA AND LFB

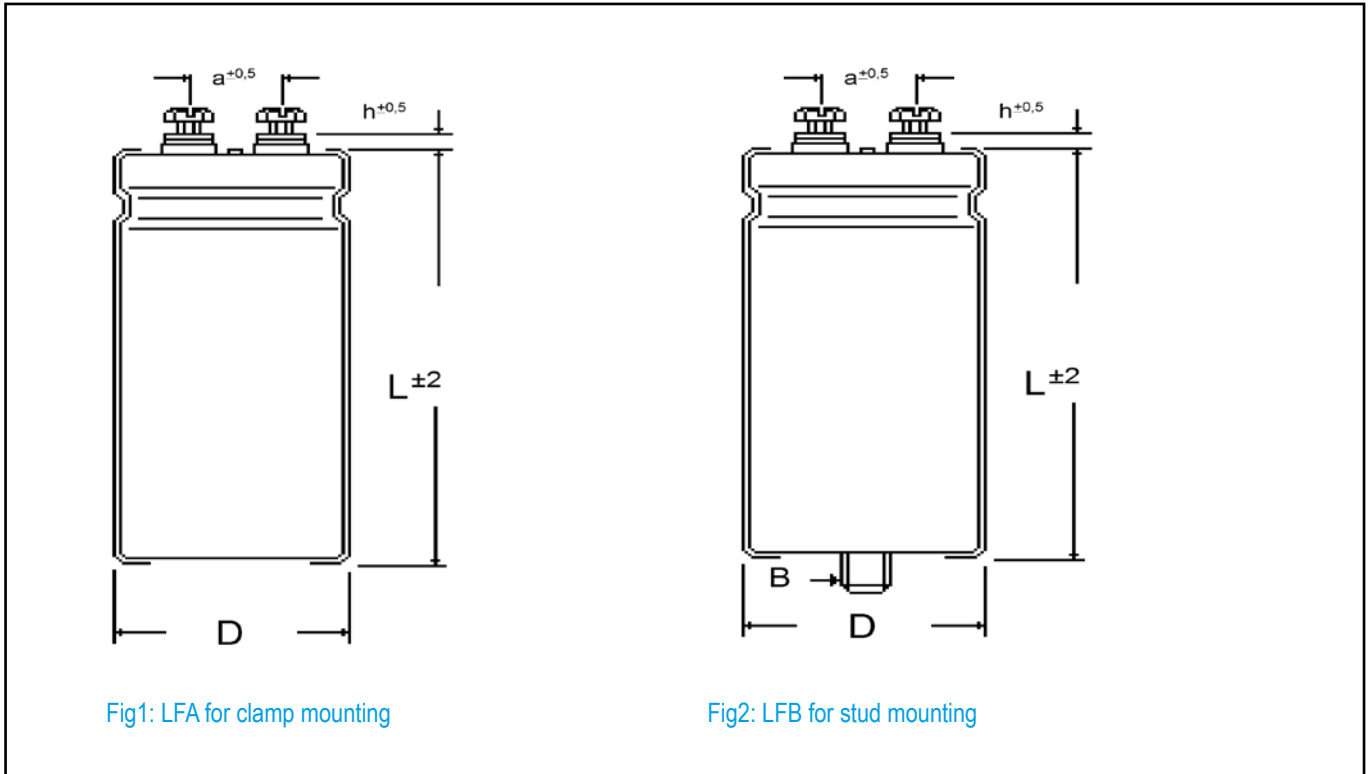


Fig1: LFA for clamp mounting

Fig2: LFB for stud mounting

■ DIMENSIONS AND MECHANICAL DATA

D [mm]	h [mm]	a [mm]	B [mm]
25	10	10	M8 x 12
30	10	10	M8 x 12
35	10	10	M8 x 12
40	10	20	M8 x 12
50	10	20	M8 x 12

	Thread	Max. tightening torque
Mounting	M8	4 Nm
Mounting	M12	10Nm

85°C



LF

ELECTRICAL DATA AND ORDERING CODE FOR SERIES LF

Rated voltage U_R [V]	Rated cap. C_R [μF]	Case size D x L [mm]	Typ. ESR 100 Hz, 20°C [mΩ]	Ripple current IR~ 100 Hz, 85°C [A]	Order code
					Plain base: LFA...
					Stud mounting: LFB...
16	22000	25x30	22	3,6	22301625030
	27000	25x35	18	4,2	27301625035
	39000	25x40	12	5,3	39301625040
	33000	30x30	14	4,8	33301630030
	39000	25x45	12	5,6	39301625045
	47000	25x50	10	6,4	47301625050
	39000	30x35	12	5,5	39301630035
	47000	35x30	10	6,4	47301635030
	56000	30x40	9	7,0	56301630040
	56000	35x35	9	7,4	56301635035
	56000	30x45	9	7,3	56301630045
	68000	30x50	7	8,4	68301630050
	68000	35x40	7	8,5	68301635040
	82000	35x45	6	9,7	82301635045
	100000	30x70	5	11,6	10401630070
	82000	35x50	6	10,1	82301635050
	120000	40x50	4	12,9	12401640050
	150000	35x80	3	16,4	15401635080
	120000	40x50	4	12,9	12401640050
	150000	40x60	3	15,4	15401640060
	180000	35x100	3	19,7	18401635100
	220000	40x80	2	20,8	22401640080
	180000	45x60	3	16,9	18401645060
270000	45x80	2	23,1	27401645080	
270000	40x100	2	25,3	27401640100	
330000	45x100	1	27,9	33401645100	
25	10000	25x30	45	2,5	10302525030
	12000	25x35	37	2,9	12302525035
	15000	25x40	30	3,4	15302525040
	15000	30x30	30	3,4	15302530030
	18000	25x45	25	3,9	18302525045
	18000	30x35	25	3,9	18302530035
	18000	25x50	25	4,1	18302525050
	22000	30x40	20	4,5	22302530040
	18000	35x30	25	4,1	18302535030
	27000	30x45	17	5,1	27302530045
	27000	30x50	17	5,4	27302530050
	22000	35x35	21	4,7	22302535035
	27000	35x40	17	5,4	27302535040
	33000	35x45	14	6,3	33302535045
	39000	30x70	12	7,4	39302530070
	39000	35x50	12	7,1	39302535050
	47000	35x60	10	8,3	47302535060
	56000	40x50	8	8,9	56302540050
	56000	35x80	8	10,2	56302535080
	58000	40x60	7	10,5	68302540060

Rated voltage U_R [V]	Rated cap. C_R [μF]	Case size D x L [mm]	Typ. ESR 100 Hz, 20°C [mΩ]	Ripple current IR~ 100 Hz, 85°C [A]	Order code
					Plain base: LFA...
					Stud mounting: LFB...
25	82000	35x100	6	13,5	82302535100
	82000	45x60	6	11,6	82302545060
	120000	40x80	4	15,6	12402540080
	120000	40x100	4	17,1	12402540100
	120000	45x80	4	15,6	12402545080
	150000	45x100	3	19,1	15402545100
	5600	25x30	68	2,0	56204025030
	6800	25x35	56	2,4	68204025035
	8200	25x40	47	2,7	82204025040
	8200	30x30	47	2,7	82204030030
40	10000	25x45	38	3,2	10304025045
	10000	30x35	38	3,1	10304030035
	10000	25x50	38	3,3	10304025050
	12000	30x40	32	3,6	12304030040
	10000	35x30	38	3,3	10304035030
	15000	30x45	25	4,2	15304030045
	12000	35x35	32	3,8	12304035035
	15000	30x50	25	4,4	15304030050
	15000	35x40	25	4,5	15304035040
	18000	35x45	21	5,1	18304035045
	22000	35x50	17	5,8	22304035050
	22000	30x70	17	6,1	22304030070
	27000	35x60	14	6,9	27304035060
	27000	40x50	14	6,8	27304040050
	33000	35x80	12	8,6	33304035080
	33000	40x60	12	8,1	33304040060
	47000	35x100	8	11,3	47304035100
	47000	40x80	8	10,8	47304040080
	39000	45x60	10	8,8	39304045060
	56000	40x100	7	12,9	56304040100
	56000	45x80	7	11,7	56304045080
	82000	45x100	5	15,5	82304045100
	2700	25x30	106	1,6	27206325030
	3300	25x35	87	1,9	33206325035
	3900	25x40	73	2,2	39206325040
	3900	30x30	73	2,1	39206330030
	4700	25x45	61	2,5	47206325045
	4700	30x35	61	2,5	47206330035
	5600	25x50	51	0,0	56206325050
	5600	30x40	51	2,8	56206330040
5600	35x30	51	2,9	56206335030	
6800	30x45	42	3,3	68206330045	
6800	35x35	42	3,3	68206335035	
8200	30x50	35	3,7	82206330050	
8200	35x45	35	4,0	82206335045	
12000	30x70	24	5,2	12306330070	

Stand: 12/2019

85°C



LF

Rated voltage U_R [V]	Rated cap. C_R [μF]	Case size D x L [mm]	Typ. ESR 100 Hz, 20°C [mΩ]	Ripple current IR~ 100 Hz, 85°C [A]	Order code
					Plain base: LFA...
					Stud mounting: LFB...
63	12000	35x60	24	5,3	12306335060
	15000	40x50	19	5,9	15306340050
	18000	35x80	16	7,3	18306335080
	18000	40x60	16	6,9	18306340060
	22000	45x60	13	7,6	22306345060
	22000	35x100	13	8,9	22306335100
	22000	40x80	13	8,5	22306340080
	27000	40x100	11	10,3	27306340100
	27000	45x80	11	9,4	27306345080
	39000	45x100	7	12,4	39306345100
80	1800	25x30	177	1,3	18208025030
	1800	25x35	177	1,3	18208025035
	2700	25x40	118	1,7	27208025040
	2700	30x30	118	1,7	27208030030
	3300	25x45	97	2,0	33208025045
	3900	25x50	82	2,3	39208025050
	3300	30x35	97	2,0	33208030035
	3900	35x30	82	2,3	39208035030
	3900	30x40	82	2,3	39208030040
	4700	30x45	68	2,6	47208030045
	4700	35x35	68	2,6	47208035035
	5600	30x50	57	2,9	56208030050
	5600	35x40	57	3,0	56208035040
	6800	35x45	47	3,4	68208035045
	6800	35x50	47	3,6	68208035050
	8200	30x70	39	4,1	82208030070
	10000	35x60	32	4,6	10308035060
	10000	40x50	32	4,6	10308040050
	12000	35x80	27	5,7	12308035080
	12000	40x60	27	5,3	12308040060
	18000	35x100	18	7,6	18308035100
	15000	45x60	21	6,0	15308045060
	18000	40x80	18	7,3	18308040080
	22000	45x80	14	8,1	22308045080
	22000	40x100	14	8,8	22308040100
	27000	45x100	12	9,8	27308045100
100	1200	25x30	133	1,5	12210025030
	1500	25x35	106	1,7	15210025035
	1800	25x40	88	2,0	18210025040
	1800	30x30	88	2,0	18210030030
	2200	25x45	72	2,3	22210025045
	2200	25x50	72	2,4	22210025050
	2200	35x30	72	2,4	22210035030
	2700	30x40	59	2,7	27210030040
	2700	30x45	59	2,8	27210030045
	2700	35x35	59	2,8	27210035035
	3300	30x50	48	3,2	33210030050
	3300	35x40	48	3,2	33210035040
	3900	35x45	41	3,7	39210035045
	5600	30x70	28	4,7	56210030070

Rated voltage U_R [V]	Rated cap. C_R [μF]	Case size D x L [mm]	Typ. ESR 100 Hz, 20°C [mΩ]	Ripple current IR~ 100 Hz, 85°C [A]	Order code	
					Plain base: LFA...	
					Stud mounting: LFB...	
100	4700	35x50	34	4,2	47210035050	
	5600	35x60	28	4,9	56210035060	
	5600	40x50	28	4,8	56210040050	
	6800	35x80	23	6,1	68210035080	
	6800	40x60	23	5,7	68210040060	
	10000	35x100	16	8,1	10310035100	
	12000	40x80	13	8,4	12310040080	
	10000	45x60	16	6,9	10310045060	
	12000	45x80	13	8,4	12310045080	
	15000	40x100	11	10,3	15310040100	
	18000	45x100	9	11,3	18310045100	
	160	470	25x30	237	1,1	47116025030
		560	25x35	199	1,3	56116025035
		680	25x40	164	1,5	68116025040
680		30x30	164	1,4	68116030030	
820		25x45	136	1,7	82116025045	
820		30x35	136	1,7	82116030035	
1000		25x50	111	1,9	10216025050	
1000		30x40	111	1,9	10216030040	
1000		35x30	111	1,9	10216035030	
1200		30x45	93	2,2	12216030045	
1200		35x35	93	2,2	12216035035	
1500		30x50	74	2,6	15216030050	
1500		35x40	74	2,6	15216035040	
1800		35x45	62	3,0	18216035045	
1800		35x50	62	3,1	18216035050	
2200		30x70	51	3,6	22216030070	
2200		35x60	51	3,7	22216035060	
2700		40x50	41	4,0	27216040050	
3300		35x80	34	5,0	33216035080	
3300		40x60	34	4,7	33216040060	
3900		35x100	29	6,0	39216035100	
3900		45x60	29	5,2	39216045060	
4700		40x80	24	6,3	47216040080	
5600		40x100	20	7,5	56216040100	
5600		45x80	20	6,9	56216045080	
6800		45x100	16	8,3	68216045100	
200		470	25x30	203	1,2	47120025030
		560	25x35	171	1,4	56120025035
		680	25x40	141	1,6	68120025040
		680	30x30	141	1,6	68120030030
		820	25x45	117	1,8	82120025045
		820	30x35	117	1,8	82120030035
	1000	35x30	96	2,1	10220035030	
	1000	25x50	96	2,1	10220025050	
	1000	30x40	96	2,1	10220030040	
	1200	30x45	80	2,4	12220030045	
	1500	30x50	64	2,8	15220030050	
	1200	35x35	80	2,4	12220035035	
	1500	35x40	64	2,8	15220035040	

Stand: 12/2019

85°C



LF

Rated voltage U_R [V]	Rated cap. C_R [μF]	Case size D x L [mm]	Typ. ESR 100 Hz, 20°C [mΩ]	Ripple current IR~ 100 Hz, 85°C [A]	Order code
					Plain base: LFA...
					Stud mounting: LFB...
200	1800	35x45	53	3,2	18220035045
	1800	35x50	53	3,3	18220035050
	2200	30x70	43	3,8	22220030070
	2200	35x60	43	4,0	22220035060
	3300	35x80	29	5,4	33220035080
	2700	40x50	35	4,3	27220040050
	3300	40x60	29	5,1	33220040060
	3900	35x100	24	6,5	39220035100
	4700	40x80	20	6,8	47220040080
	3900	45x60	24	5,6	39220045060
	5600	40x100	17	8,1	56220040100
	5600	45x80	17	7,4	56220045080
	6800	45x100	14	9,0	68220045100
	350	180	25x30	531	0,7
220		25x35	434	0,9	22135025035
270		25x40	354	1,0	27135025040
270		30x30	354	1,0	27135030030
330		25x45	290	1,2	33135025045
330		30x35	290	1,1	33135030035
390		35x30	245	1,3	39135035030
390		25x50	245	1,3	39135025050
390		30x40	245	1,3	39135030040
470		30x45	203	1,5	47135030045
470		35x35	203	1,5	47135035035
560		30x50	171	1,7	56135030050
560		35x40	171	1,7	56135035040
560		35x45	171	1,8	56135035045
680		35x50	141	2,1	68135035050
820		30x70	117	2,3	82135030070
820		35x60	117	2,4	82135035060
1000		40x50	96	2,6	10235040050
1200		35x80	80	3,3	12235035080
1200		40x60	80	3,1	12235040060
1500		35x100	64	4,0	15235035100
1500		45x60	64	3,4	15235045060
1800		40x80	53	4,2	18235040080
1800		40x100	53	4,6	18235040100
2200	45x80	43	4,7	22235045080	
2700	45x100	35	5,6	27235045100	
400	180	25x30	708	0,6	18140025030
	180	22x40	708	0,7	18140022040
	220	25x35	579	0,7	22140025035
	270	25x40	472	0,9	27140025040
	270	30x30	472	0,8	27140030030
	330	25x45	386	1,0	33140025045
	330	25x50	386	1,0	33140025050
	330	30x35	386	1,0	33140030035
	390	35x30	327	1,1	39140035030
	390	30x40	327	1,1	39140030040
	470	35x35	271	1,3	47140035035

Rated voltage U_R [V]	Rated cap. C_R [μF]	Case size D x L [mm]	Typ. ESR 100 Hz, 20°C [mΩ]	Ripple current IR~ 100 Hz, 85°C [A]	Order code
					Plain base: LFA...
					Stud mounting: LFB...
400	470	30x45	271	1,3	47140030045
	560	30x50	227	1,5	56140030050
	560	35x40	227	1,5	56140035040
	560	35x45	227	1,6	56140035045
	680	30x70	187	1,8	68140030070
	680	35x60	187	1,8	68140035060
	820	35x50	155	2,0	82140035050
	820	35x60	155	2,1	82140035060
	820	40x50	155	2,1	82140040050
	1200	35x80	106	2,8	12240035080
	1200	40x60	106	2,7	12240040060
	1500	35x100	85	3,5	15240035100
	1500	40x80	85	3,3	15240040080
	1800	45x60	71	3,3	18240045060
	1800	40x100	71	4,0	18240040100
	1800	45x80	71	3,6	18240045080
	2700	45x100	47	4,9	27240045100
	450	120	25x30	929	0,6
150		25x35	743	0,7	15145025035
180		25x40	619	0,8	18145025040
220		25x45	507	0,9	22145025045
180		30x30	619	0,7	18145030030
220		30x35	507	0,9	22145030035
220		25x50	507	0,9	22145025050
270		30x40	413	1,0	27145030040
220		35x30	507	0,9	22145035030
270		30x45	413	1,0	27145030045
270		35x35	413	1,1	27145035035
330		30x50	338	1,2	33145030050
390		35x40	286	1,3	39145035040
390		35x45	286	1,4	39145035045
560		30x70	199	1,8	56145030070
470		35x50	237	1,6	47145035050
560		35x60	199	1,9	56145035060
560		40x50	199	1,8	56145040050
820		35x80	136	2,5	82145035080
1200		40x60	93	2,8	12245040060
1000		35x100	111	3,0	10245035100
1000		45x60	111	2,6	10245045060
1200		40x80	93	3,3	12245040080
1500		40x100	74	4,0	15245040100
1200	45x80	93	3,2	12245045080	
1800	45x100	62	4,3	18245045100	
500	120	25x30	796	0,6	12150025030
	120	25x35	796	0,6	12150025035
	150	25x40	637	0,7	15150025040
	180	25x45	531	0,9	18150025045
	150	30x30	637	0,7	15150030030
	180	30x35	531	0,8	18150030035
	220	25x50	434	1,0	22150025050

Stand: 12/2019

85°C

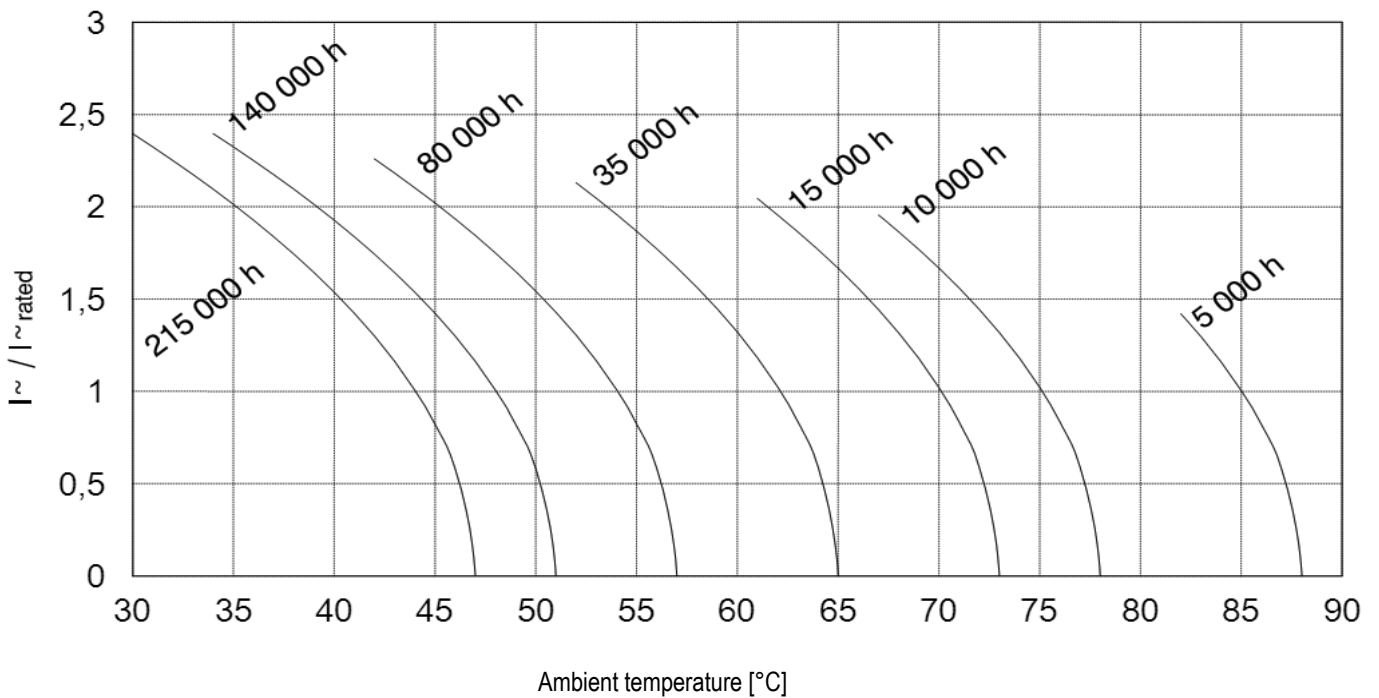


LF

Rated voltage U_R [V]	Rated cap. C_R [μ F]	Case size D x L [mm]	Typ. ESR 100 Hz, 20°C [m Ω]	Ripple current IR~ 100 Hz, 85°C [A]	Order code
					Plain base: LFA...
					Stud mounting: LFB...
500	220	30x40	434	1,0	22150030040
	180	35x30	531	0,9	18150035030
	270	30x45	354	1,1	27150030045
	270	35x35	354	1,1	27150035035
	270	30x50	354	1,2	27150030050
	270	35x40	354	1,2	27150035040
	390	35x45	245	1,5	39150035045
	470	30x70	203	1,8	47150030070
	390	35x50	245	1,6	39150035050

Rated voltage U_R [V]	Rated cap. C_R [μ F]	Case size D x L [mm]	Typ. ESR 100 Hz, 20°C [m Ω]	Ripple current IR~ 100 Hz, 85°C [A]	Order code
					Plain base: LFA...
					Stud mounting: LFB...
500	560	35x60	171	2,0	56150035060
	680	35x80	141	2,5	68150035080
	680	40x60	141	2,3	68150040060
	820	35x100	117	3,0	82150035100
	820	45x60	117	2,6	82150045060
	820	40x100	117	3,1	82150040100
	1200	40x80	80	3,4	12250040080
	1200	45x80	80	3,4	12250045080
	1500	45x100	64	4,2	15250045100

■ USEFUL LIFE AS A FUNCTION OF AMBIENT TEMPERATURE AND ACTUAL RIPPLE CURRENT



Stand: 12/2019

105°C



LFH



ULTRA COMPACT DESIGN

PHOTOFLASH

SOLDER LUG PINS

■ FEATURES

- All contacts welded
- Soldering lug terminals
- High reliability
- Stud mounted

■ APPLICATIONS

- Laser
- Welding
- Tube amplifier
- Telecommunications

RoHS compliant
REACH compliant

■ GENERAL SPECIFICATIONS

Items	Characteristics
Rated capacitance range C_R	68... 150.000 μF
Capacitance tolerance	$\pm 20\%$
Rated voltage range U	16 ... 450 V
Surge voltage U_S	$U_R \leq 315 \text{ V}: U_S = 1,15 U_R$; $U_R > 315 \text{ V}: U_S = 1,10 U_R$
Max. reverse voltage	2 V
Category temperature range	- 40°C ... + 105 °C
Leakage current I_L after 5 min @ U_R	$\leq 0,008 * C_R [\mu\text{F}] * U_R [\text{V}] + 6 \mu\text{A} [\mu\text{A}]$
Useful life 5000 h @ 105 °C ; U_R ; I_R	Requirements $\Delta C/C \leq 30 \%$ of initial value ; ESR $\leq 300 \%$ of specified ; limit $I_L \leq$ specified limit
Endurance test 2000 h @ 105 °C , U_R	Requirements $\Delta C/C \leq 20 \%$ of initial value ; ESR $\leq 130 \%$ of specified ; limit $I_L \leq$ specified limit
Climatic category IEC 60068	40/105/56
Voltage proof of the external insulation	$\geq 2500 \text{ V AC}$
Sectional specification	IEC 60384-4

Different voltages and capacitance combinations are available on request. Also in small lots.

Stand: 12/2019





■ DRAWINGS FOR SERIES LFHA AND LFHB

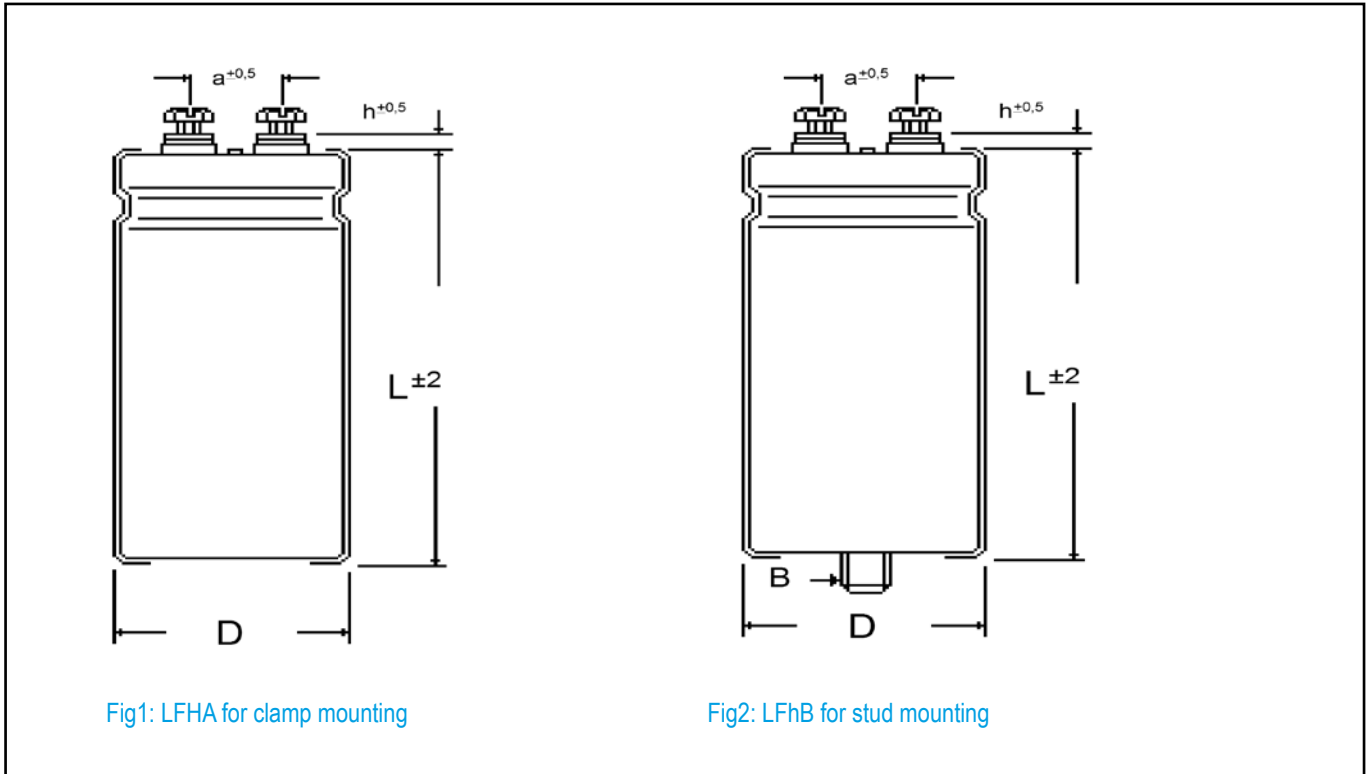


Fig1: LFHA for clamp mounting

Fig2: LFhB for stud mounting

■ DIMENSIONS AND MECHANICAL DATA

D [mm]	h [mm]	a [mm]	B [mm]
25	10	10	M8 x 12
30	10	10	M8 x 12
35	10	10	M8 x 12
40	10	20	M8 x 12
50	10	20	M8 x 12

	Thread	Max. tightening torque
Mounting	M8	4 Nm
Mounting	M12	10Nm



ELECTRICAL DATA AND ORDERING CODE FOR SERIES LF

Rated voltage U_R [V]	Rated cap. C_R [µF]	Case size D x L [mm]	Typ. ESR 100 Hz, 20°C [mΩ]	Ripple current IR~ 100 Hz, 105°C [A]	Order code
					Plain base: LFHA...
16	10000	25x30	48	2,4	10301625030
	12000	25x35	40	2,8	12301625035
	15000	25x40	32	3,3	15301625040
	15000	30x30	32	3,3	15301630030
	18000	25x45	27	3,8	18301625045
	18000	25x50	27	4,0	18301625050
	18000	30x35	27	3,8	18301630035
	18000	35x30	27	4,0	18301635030
	22000	30x40	22	4,4	22301630040
	22000	35x35	22	4,6	22301635035
	27000	30x45	18	5,1	27301630045
	27000	30x50	18	5,3	27301630050
	27000	35x40	18	5,3	27301635040
	33000	35x45	14	6,2	33301635045
	39000	30x70	12	7,2	39301630070
	39000	35x50	12	7,0	39301635050
	47000	40x50	10	8,1	47301640050
	56000	35x80	9	10,0	56301635080
	56000	40x50	9	8,8	56301640050
	25	6800	25x30	66	2,1
8200		25x35	54	2,4	82202525035
10000		25x40	45	2,8	10302525040
10000		30x30	45	2,8	10302530030
12000		25x45	37	3,2	12302525045
12000		30x35	37	3,2	12302530035
15000		25x50	30	3,7	15302525050
15000		30x40	30	3,7	15302530040
15000		35x30	30	3,7	15302535030
18000		30x45	26	4,2	18302530045
18000		30x50	26	4,4	18302530050
18000		35x35	26	4,2	18302535035
22000		35x40	21	4,9	22302535040
22000		35x45	21	5,1	22302535045
27000		30x70	17	6,1	27302530070
27000		35x50	17	5,9	27302535050
33000		35x60	14	7,0	33302535060
39000		40x50	12	7,5	39302540050
47000		35x80	10	9,3	47302535080
47000		40x60	10	8,8	47302540060
56000	35x100	8	11,2	56302535100	
56000	45x60	8	9,6	56302545060	

Rated voltage U_R [V]	Rated cap. C_R [µF]	Case size D x L [mm]	Typ. ESR 100 Hz, 20°C [mΩ]	Ripple current IR~ 100 Hz, 105°C [A]	Order code
					Plain base: LFHA...
25	68000	40x80	7	11,8	68303540080
	68000	40x100	7	12,9	68302540100
	82000	45x80	6	12,9	8230254580
	100000	45x100	5	15,6	10402545100
	1500	22x25	255	0,9	15204022025
40	2200	22x30	174	1,2	22204022030
	2700	22x35	142	1,4	27204022035
	2700	25x30	142	1,4	27104025030
	3300	22x40	116	1,6	33204022040
	3300	25x35	116	1,7	33204025035
	3900	25x40	98	1,9	39204025040
	3900	30x35	98	1,9	39204030030
	4700	25x45	81	2,2	47204025045
	4700	30x35	81	2,2	47204030035
	5600	25x50	68	2,5	56204025050
	5600	30x40	68	2,5	56204030040
	5600	35x30	68	2,5	56204035030
	6800	30x45	56	2,8	68204030045
	6800	35x35	56	2,9	68204035035
	8200	30x50	47	3,2	82204030050
	8200	35x40	47	3,3	82204035040
	8200	35x45	47	3,4	82204035045
	10000	35x50	38	3,9	10304035050
	12000	30x70	32	4,5	12304030070
	12000	35x60	32	4,6	12304035060
	15000	40x50	25	5,1	15304040050
	18000	35x80	21	6,4	18304035080
	18000	40x60	21	6,0	18304040060
	22000	35x100	17	7,7	22304035100
	22000	40x80	17	7,4	22304040080
	22000	45x60	17	6,6	22304045060
	27000	40x100	14	8,9	27304040100
	27000	45x80	14	8,2	27304045080
	39000	45x100	10	10,7	39304045100
	63	1800	25x30	159	1,3
2200		25x35	130	1,6	22206325035
2700		25x40	106	1,8	27206325040
2700		30x30	106	1,8	27206330030
3300		25x45	87	2,1	33206325045
3300		30x35	87	2,1	33206330035
3900		25x50	73	2,4	39206325050
3900		30x40	73	2,4	39206330040
3900		35x30	73	2,4	39206335030
4700		30x45	61	2,7	47206330045
4700		35x35	61	2,8	47206335035
5600		30x50	51	3,1	56206330050
6800		35x45	42	3,6	68206335045
8200		30x70	35	4,3	82296330070

Stand: 12/2019

105°C



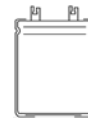
LFH

Rated voltage U_R [V]	Rated cap. C_R [µF]	Case size D x L [mm]	Typ. ESR 100 Hz, 20°C [mΩ]	Ripple current IR~ 100 Hz, 105°C [A]	Order code	
					Plain base: LFHA...	
					Stud mounting: LFHB...	
63	10000	35x60	29	4,9	10306335060	
	10000	40x50	29	4,8	10306340050	
	12000	35x80	24	6,0	12306335080	
	12000	40x60	24	5,6	12306340060	
	15000	45x60	19	6,3	15306345060	
	18000	35x100	16	8,1	18306335100	
	18000	40x80	16	7,7	18306340080	
	22000	40x100	13	9,3	22306340100	
	22000	45x80	13	8,5	22306345080	
	27000	45x100	11	10,3	27306345100	
80	1200	25x30	265	1,0	12208025030	
	1500	25x35	212	1,2	15208025035	
	1800	25x40	177	1,4	18208025040	
	1800	30x30	177	1,4	18208030030	
	2200	25x45	145	1,6	22208025045	
	2200	25x50	145	1,7	22208025050	
	2200	30x35	145	1,6	22208030035	
	2200	35x30	145	1,7	22208035030	
	2700	30x40	118	1,9	27208030040	
	2700	30x45	118	2,0	27208030045	
	2700	35x35	118	2,0	27208035035	
	3300	30x50	97	2,3	33208030050	
	3300	35x40	97	2,3	33208035040	
	3900	35x45	82	2,6	39208035045	
	4700	35x50	68	3,0	47208035050	
	5600	30x70	57	3,4	56208030070	
	5600	35x60	57	3,5	56208035060	
	5600	40x50	57	3,4	56208040050	
	6800	35x80	47	4,3	68208035080	
	6800	40x60	47	4,0	68208040060	
	10000	35x100	32	5,7	10308035100	
	10000	45x60	32	4,9	10308045060	
	12000	40x80	27	6,0	12308040080	
	12000	45x80	27	6,0	12308045080	
15000	40x100	21	7,3	15308040100		
18000	45x100	18	8,0	18308045100		
100	1000	25x30	159	1,3	10210025030	
	1200	25x35	133	1,5	12210025035	
	1500	25x40	106	1,8	15210025040	
	1500	30x30	106	1,8	15210030030	
	1800	25x45	88	2,1	18210025045	
	1800	25x50	88	2,2	18210025050	
	1800	35x30	88	2,2	18210035030	
	2200	30x40	72	2,4	22210030040	
	2200	30x45	72	2,5	22210030045	
	2200	35x35	72	2,5	22210035035	
	2700	30x50	59	2,9	27210030050	
	2700	35x40	59	2,9	27210035040	
	3300	35x45	48	3,4	33210035045	
	3900	30x70	41	4,0	39210030070	

Rated voltage U_R [V]	Rated cap. C_R [µF]	Case size D x L [mm]	Typ. ESR 100 Hz, 20°C [mΩ]	Ripple current IR~ 100 Hz, 105°C [A]	Order code		
					Plain base: LFHA...		
					Stud mounting: LFHB...		
100	3900	35x50	41	3,8	39210035050		
	4700	35x60	34	4,5	47210035060		
	4700	40x50	34	4,4	47210040050		
	5600	35x80	28	5,5	56210035080		
	5600	40x60	28	5,1	56210040060		
	8200	35x100	19	7,3	82210035100		
	8200	40x80	19	7,0	82210040080		
	8200	45x60	19	6,2	82210045060		
	10000	45x80	16	7,7	10310045080		
	12000	40x100	13	9,2	12310040100		
	15000	45x100	11	10,3	15310045100		
	160	470	25x30	237	1,1	47116025030	
		560	25x35	199	1,3	56116025035	
		680	25x40	164	1,5	68116025040	
680		30x30	164	1,4	68116030030		
820		25x45	136	1,6	82116025045		
820		30x35	136	1,7	82116030035		
1000		25x50	111	1,9	10216025050		
1000		30x40	111	1,9	10216030040		
1000		35x30	111	1,9	10216035030		
1200		30x45	93	2,2	12216030045		
1200		35x35	93	2,2	12216035035		
1500		30x50	74	2,6	15216030050		
1500		35x40	74	2,6	15216035040		
1800		35x45	62	3,0	18216035045		
1800		35x50	62	3,1	18216035050		
2200		30x70	51	3,6	22216030070		
2200		35x60	51	3,7	22216035060		
2700		40x50	41	4,0	27216040050		
3300		35x80	34	5,0	33216035080		
3300		40x60	34	4,7	33216040060		
3900		35x100	29	6,2	39216035100		
3900		45x60	29	5,2	39216045060		
4700		40x80	24	6,3	47216040080		
5600		40x100	20	7,5	56216040100		
5600	45x80	20	6,9	56216045080			
6800	45x100	16	8,3	68216045100			
250	330	25x30	290	1,0	33125025030		
	390	25x35	245	1,1	39125025035		
	470	25x40	203	1,3	47125025040		
	470	30x30	203	1,3	47125030030		
	560	25x45	171	1,5	56125025045		
	560	30x35	171	1,5	56125030035		
	560	35x30	171	1,6	56125035030		
	680	25x50	141	1,7	68125025050		
	680	30x40	141	1,7	68125030040		
	820	30x45	117	2,0	82125030045		
	820	30x50	117	2,1	82125030050		
	820	35x35	117	2,0	82125035035		
	1000	35x40	96	2,3	10225035040		

Stand: 12/2019

105°C



LFH

Rated voltage U_R [V]	Rated cap. C_R [μF]	Case size D x L [mm]	Typ. ESR 100 Hz, 20°C [mΩ]	Ripple current IR~ 100 Hz, 105°C [A]	Order code
					Plain base: LFHA...
					Stud mounting: LFHB...
250	1200	35x45	80	2,6	12225035045
	1200	35x50	80	2,7	12225035050
	1500	30x70	64	3,2	15225030070
	1500	35x60	64	3,3	15225035060
	1800	35x80	53	4,0	18225035080
	1800	40x50	53	3,5	18225040050
	1800	40x60	53	3,8	18225040060
	2700	35x100	35	5,4	27225035100
	2700	40x80	35	5,2	27225040080
	2700	45x60	35	4,6	27225045060
	3300	40x100	29	6,3	33225040100
	3300	45x80	29	5,7	33225045080
	4700	45x100	20	7,4	47225045100
	350	180	25x30	531	0,7
220		25x35	434	0,9	22135025035
270		25x40	354	1,0	27135025040
270		30x30	354	1,0	27135030030
330		25x45	290	1,2	33135025045
330		30x35	290	1,1	33135030035
330		35x30	290	1,2	33135035030
390		25x50	245	1,3	39135025050
390		30x40	245	1,3	39135030040
470		30x45	203	1,5	47135030045
470		35x35	203	1,5	47135035035
560		30x50	171	1,7	56135030050
560		35x40	171	1,7	56135035040
560		35x45	171	1,8	56135035045
680		35x50	141	2,1	68135035050
820		30x70	117	2,3	82135030070
820		35x60	117	2,4	82135035060
820		40x50	117	2,4	82135040050
1200		35x80	80	3,3	12235035080
1200		40x60	80	3,1	12235040060
1500		35x100	64	4,0	15235035100
1500		45x60	64	3,4	15235045060
1800		40x80	53	4,2	18235040080
1800		40x100	53	4,6	18235040100
1800	45x80	53	4,2	18235045080	
2700	45x100	35	5,6	27235045100	
400	150	25x30	849	0,6	15140025030
	180	25x35	708	0,7	18140025035
	220	25x40	579	0,8	22140025040
	220	30x30	579	0,8	22140030030
	270	25x45	472	0,9	27140025045
	270	25x50	472	0,9	27140025050
	270	30x35	472	0,9	27140030035

Rated voltage U_R [V]	Rated cap. C_R [μF]	Case size D x L [mm]	Typ. ESR 100 Hz, 20°C [mΩ]	Ripple current IR~ 100 Hz, 105°C [A]	Order code
					Plain base: LFHA...
					Stud mounting: LFHB...
400	270	35x30	472	0,9	27140035030
	330	30x40	386	1,0	33140030040
	330	35x35	386	1,1	33140035035
	390	30x45	327	1,2	39140030045
	390	30x50	327	1,2	39140030050
	390	35x40	327	1,2	39140035040
	470	35x45	271	1,4	47140035045
	560	30x70	227	1,7	56140030070
	560	35x50	227	1,6	56140035050
	680	35x60	187	1,9	68140035060
	680	40x50	187	1,9	68140040050
	820	35x80	155	2,3	82140035080
	820	40x60	155	2,2	82140040060
	1200	35x100	106	3,1	12240035100
	1200	40x80	106	3,0	12240040080
	1200	45x60	106	2,7	12240045060
	1500	40x100	85	3,6	15240040100
	1500	45x80	85	3,3	15240045080
	2200	45x100	58	4,4	22240045100
	450	120	25x30	929	0,6
150		25x35	743	0,7	15145025035
150		25x40	743	0,7	15145025040
180		25x45	619	0,8	18145025045
180		30x30	619	0,7	18145030030
180		30x35	619	0,8	18145030035
220		25x50	507	0,9	22145025050
220		30x40	507	0,9	22145030040
220		35x30	507	0,9	22145035030
390		35x50	286	1,5	39145035050
270		30x45	413	1,0	27145030045
270		35x35	413	1,1	27145035035
330		30x50	338	1,2	33145030050
330		35x40	338	1,2	33145035040
390		35x45	286	1,4	39145035045
470		30x70	237	1,6	47145030070
470		35x50	237	1,6	47145035050
560		35x60	199	1,9	56145035060
560		40x50	199	1,8	56145040050
680		35x80	164	2,3	68145035080
680		40x60	164	2,1	68145040060
820		35x100	136	2,8	82145035100
820		45x60	136	2,4	82145045060
1000		40x80	111	2,9	10245040080
1200		40x100	93	3,5	12245040100
1200		45x80	93	3,2	12245045080
1500		45x100	74	3,9	15245045100

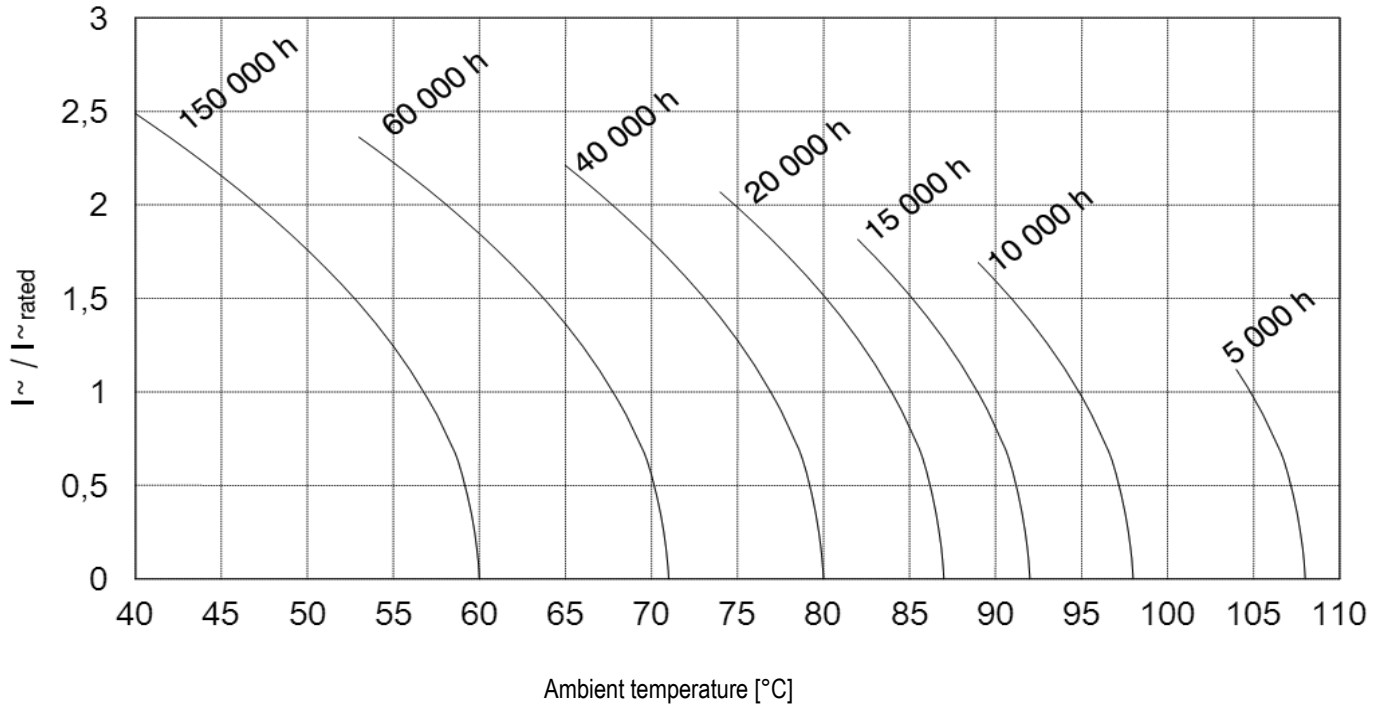
Stand: 12/2019

105°C



LFH

■ USEFUL LIFE AS A FUNCTION OF AMBIENT TEMPERATURE AND ACTUAL RIPPLE CURRENT



85°C



S/SZ



CENTRAL MOUNTING

SZ: DOUBLE CAPACITANCE 85°C

■ FEATURES

- All contacts welded
- Central mounting
- Soldering lug terminals
- High mechanical stability

■ APPLICATIONS

- Industrial
- Tube amplifier
- SMPS

RoHS compliant
REACH compliant

■ GENERAL SPECIFICATIONS

Items	Characteristics
Rated capacitance range C_R	22... 22.000 μF
Capacitance tolerance	-10 +30 %
Rated voltage range U	16 ... 450 V
Surge voltage U_S	$U_R \leq 315 \text{ V}: U_S = 1,15 U_R$; $U_R > 315 \text{ V}: U_S = 1,10 U_R$
Max. reverse voltage	2 V
Category temperature range	- 40°C ... + 85 °C
Leakage current I_L after 5 min @ U_R	$\leq 0,008 * C_R [\mu\text{F}] * U_R [\text{V}] + 6 \mu\text{A} [\mu\text{A}]$
Useful life 3000 h @ 85 °C ; U_R ; I_R	Requirements $\Delta C/C \leq 30 \%$ of initial value ; ESR $\leq 300 \%$ of specified ; limit $I_L \leq$ specified limit
Endurance test 2000 h @ 85 °C , U_R	Requirements $\Delta C/C \leq 20 \%$ of initial value ; ESR $\leq 130 \%$ of specified ; limit $I_L \leq$ specified limit
Climatic category IEC 60068	40/085/56
Voltage proof of the external insulation	$\geq 2500 \text{ V AC}$
Sectional specification	IEC 60384-4

Different voltages and capacitance combinations are available on request. Also in small lots.

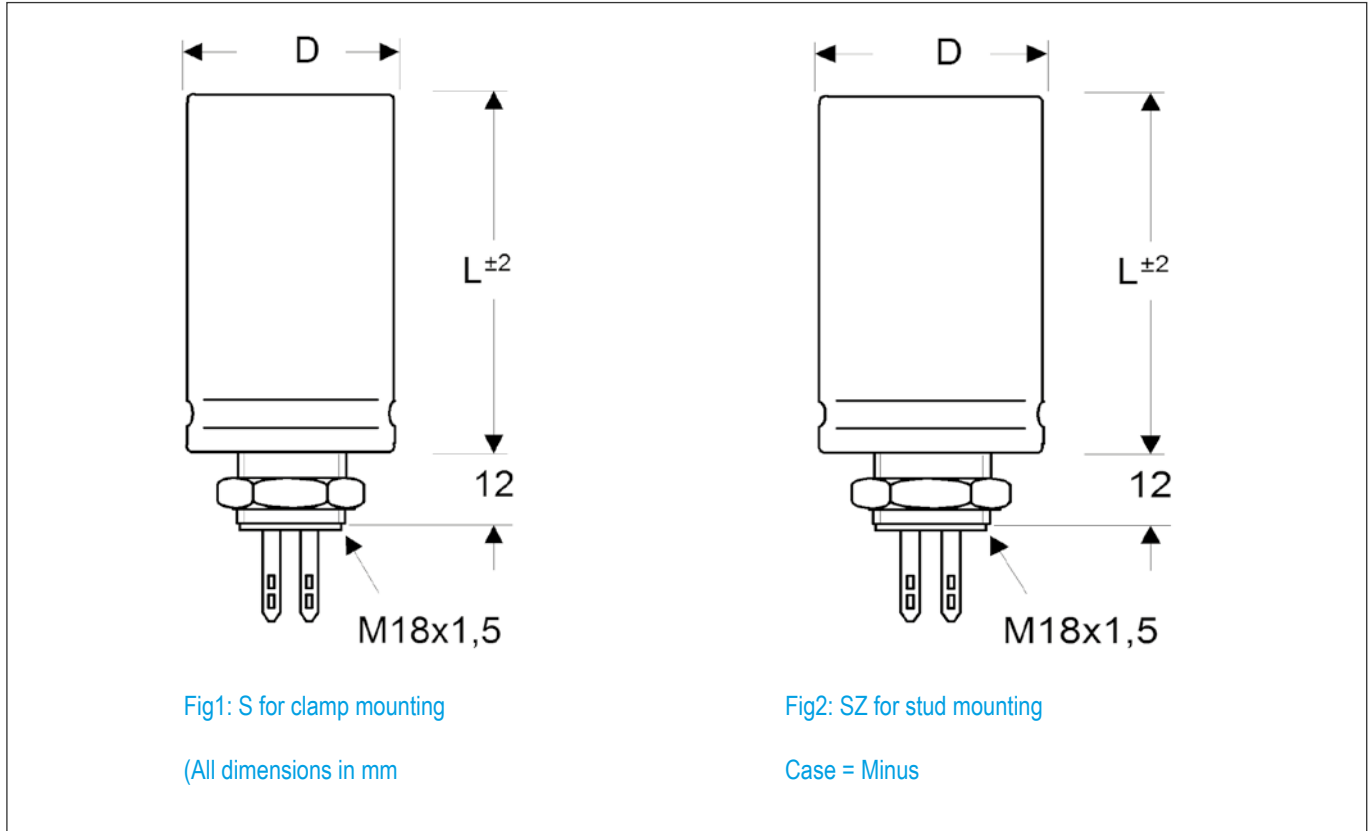
Stand: 12/2019

85°C



S/SZ

■ DRAWINGS FOR SERIES S AND SZ



■ ELECTRICAL DATA AND ORDERING CODE FOR SERIES S

Rated voltage U_R [V]	Rated cap. C_R [μ F]	Case size D x L [mm]	Typ. ESR 100 Hz, 20°C [m Ω]	$\tan \delta_{100\text{Hz}}$ 20°C max. [%]	Ripple current IR~ 100 Hz, 85°C [A]	Order code s...
16	10000	30 x 40	30	30	1,9	10301630040
	22000	35 x 54	20	36	2,8	22301635054
25	2200	25 x 40	32	15	1,7	22202525040
	4700	25 x 40	30	18	1,7	47202525040
	10000	30 x 54	27	22	2,2	10302530054
	22000	35 x 54	17	30	3,0	22302535054
40	1000	25 x 40	50	11	1,3	10204025040
	2200	25 x 40	45	12	1,4	22204025040
	4700	30 x 40	40	14	1,6	47204030040
	10000	35 x 54	23	20	2,6	10304035054
63	470	25 x 40	113	10	0,9	47106325040
	1000	25 x 40	93	10	1,0	10206325040
	2200	25 x 40	63	12	1,2	22206325040
	4700	30 x 54	37	13	1,9	47206330054
	10000	35 x 70	21	14	3,1	10306335070
100	220	25 x 40	233	8	0,6	22110025040
	470	25 x 40	167	9	0,7	47110025040
	1000	25 x 54	107	10	1,0	10210025054

Rated voltage U_R [V]	Rated cap. C_R [μ F]	Case size D x L [mm]	Typ. ESR 100 Hz, 20°C [m Ω]	$\tan \delta_{100\text{Hz}}$ 20°C max. [%]	Ripple current IR~ 100 Hz, 85°C [A]	Order code s...
100	2200	35 x 54	60	12	1,6	22210035054
160	100	25 x 40	500	8	0,7	10116025040
	220	25 x 40	400	9	0,8	22116025040
	470	30 x 54	200	9	1,4	47116030054
	1000	35 x 70	93	10	2,5	10216035070
250	100	25 x 40	493	7	0,7	10125025040
	220	25 x 54	347	8	1,0	22125025054
	470	35 x 54	167	8	1,7	47125035054
350	47	25 x 40	1267	7	0,5	47035025040
	100	25 x 40	1000	7	0,5	10135025040
	220	25 x 54	387	7	0,9	22135025054
	470	35 x 70	187	8	1,8	47135035070
450	22	25 x 40	1600	8	0,4	22045025040
	33	25 x 40	1200	8	0,5	33045025040
	47	25 x 40	1000	8	0,5	47045025040
	100	30 x 54	547	8	0,8	10145030054
	220	35 x 54	213	8	1,5	22145035054

Stand: 12/2019

85°C

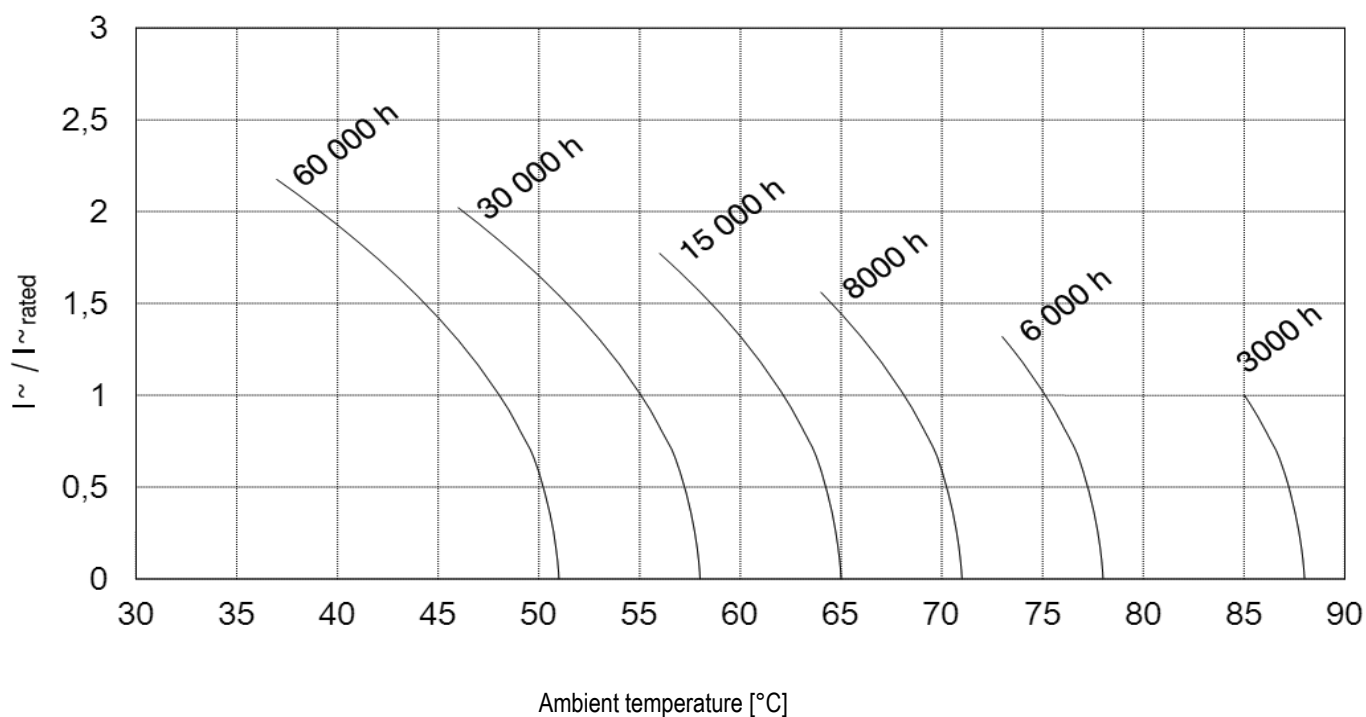


S/SZ


ELECTRICAL DATA AND ORDERING CODE FOR SERIES SZ

Rated voltage U_R [V]	Rated cap. C_R [μ F]	Case size D x L [mm]	Typ. ESR 100 Hz, 20°C [m Ω]	$\tan \delta_{100\text{Hz}}$ 20°C max. [%]	Ripple current IR~ 100 Hz, 85°C [A]	Order code s...
350	33+33	25 x 40	1600	15	0,2	33035025040
	47+47	25 x 40	1267	15	0,2	47035025040
	100+100	30 x 54	1000	15	0,3	10135030054
450	22+22	25 x 40	1600	15	0,2	22045025040
	33+33	25 x 54	1200	15	0,3	33045025054
	47+47	30 x 54	1000	15	0,3	47045030054
	100+100	35 x 54	547	15	0,5	10145035054

USEFUL LIFE AS A FUNCTION OF AMBIENT TEMPERATURE AND ACTUAL RIPPLE CURRENT



Stand: 12/2019



105°C



SH



CENTRAL MOUNTING

FEATURES

- All contacts welded
- Central mounting
- Soldering lug terminals
- High reliability

APPLICATIONS

- HiFi
- Signalization
- Industrial

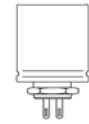
RoHS compliant
REACH compliant

GENERAL SPECIFICATIONS

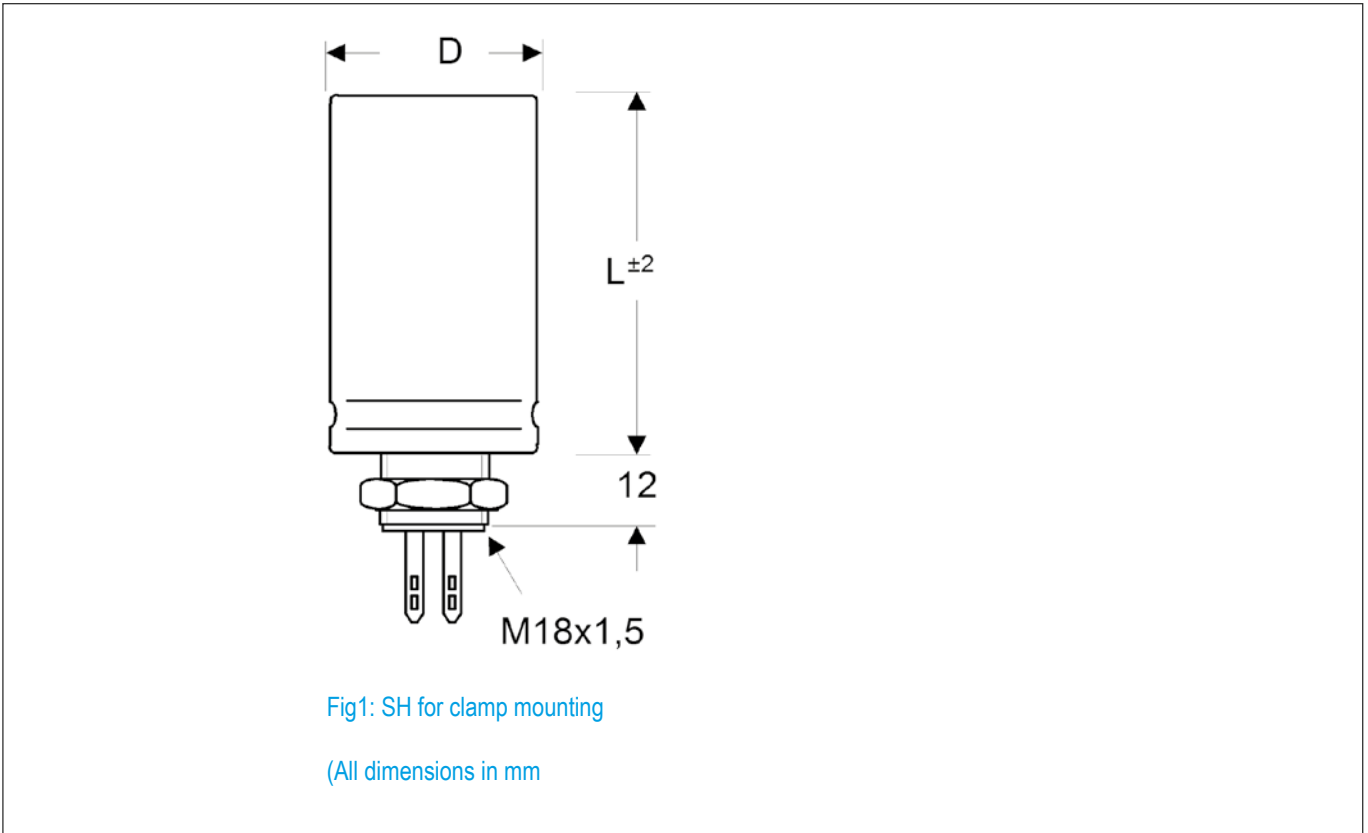
Items	Characteristics
Rated capacitance range C_R	22... 22.000 μF
Capacitance tolerance	-10 +30 %
Rated voltage range U	16 ... 450 V
Surge voltage U_S	$U_R \leq 315 \text{ V}: U_S = 1,15 U_R$; $U_R > 315 \text{ V}: U_S = 1,10 U_R$
Max. reverse voltage	2 V
Category temperature range	- 40°C ... + 105 °C
Leakage current I_L after 5 min @ U_R	$\leq 0,008 * C_R [\mu\text{F}] * U_R [\text{V}] + 6 \mu\text{A} [\mu\text{A}]$
Useful life 3000 h @ 105 °C ; U_R ; I_R	Requirements $\Delta C/C \leq 30 \%$ of initial value ; ESR $\leq 300 \%$ of specified ; limit $I_L \leq$ specified limit
Endurance test 2000 h @ 105 °C , U_R	Requirements $\Delta C/C \leq 20 \%$ of initial value ; ESR $\leq 130 \%$ of specified ; limit $I_L \leq$ specified limit
Climatic category IEC 60068	40/105/56
Voltage proof of the external insulation	$\geq 2500 \text{ V AC}$
Sectional specification	IEC 60384-4

Different voltages and capacitance combinations are available on request. Also in small lots.

Stand: 12/2019



■ DRAWINGS FOR SERIES SH



■ ELECTRICAL DATA AND ORDERING CODE FOR SERIES SH

Rated voltage U_R [V]	Rated cap. C_R [μ F]	Case size D x L [mm]	Typ. ESR 100 Hz, 20°C [m Ω]	$\tan \delta_{100\text{Hz}}$ 20°C max. [%]	Ripple current IR~ 100 Hz, 85°C [A]	Order code SH...
16	10000	30 x 40	30	30	1,9	10301630040
	22000	35 x 54	20	36	2,8	22301635054
25	2200	25 x 40	32	15	1,7	22202525040
	4700	25 x 40	30	18	1,7	47202525040
	10000	30 x 54	27	22	2,2	10302530054
	22000	35 x 54	17	30	3,0	22302535054
40	1000	25 x 40	50	11	1,3	10204025040
	2200	25 x 40	45	12	1,4	22204025040
	4700	30 x 40	40	14	1,6	47204030040
	10000	35 x 54	23	20	2,6	10304035054
63	470	25 x 40	113	10	0,9	47106325040
	1000	25 x 40	93	10	1,0	10206325040
	2200	25 x 40	63	12	1,2	22206325040
	4700	30 x 54	37	13	1,9	47206330054
	10000	35 x 70	21	14	3,1	10306335070
100	220	25 x 40	233	8	0,6	22110025040
	470	25 x 40	167	9	0,7	47110025040
	560	25 x 40	140	10	0,8	56110025040

Rated voltage U_R [V]	Rated cap. C_R [μ F]	Case size D x L [mm]	Typ. ESR 100 Hz, 20°C [m Ω]	$\tan \delta_{100\text{Hz}}$ 20°C max. [%]	Ripple current IR~ 100 Hz, 85°C [A]	Order code SH...
100	1000	25 x 54	107	10	1,0	10210025054
	2200	35 x 54	60	12	1,6	22210035054
160	100	25 x 40	500	8	0,7	10116025040
	220	25 x 40	400	9	0,8	22116025040
	470	30 x 54	200	9	1,4	47116030054
	1000	35 x 70	93	10	2,5	10216035070
250	100	25 x 40	493	7	0,7	10125025040
	220	25 x 54	347	8	1,0	22125025054
	470	35 x 54	167	8	1,7	47125035054
350	47	25 x 40	1267	7	0,5	47035025040
	100	25 x 40	1000	7	0,5	10135025040
	220	25 x 54	387	7	0,9	22135025054
	470	35 x 70	187	8	1,8	47135035070
450	22	25 x 40	1600	8	0,4	22045025040
	33	25 x 40	1200	8	0,5	33045025040
	47	25 x 40	1000	8	0,5	47045025040
	100	30 x 54	547	8	0,8	10145030054
	220	35 x 54	213	8	1,5	22145035054

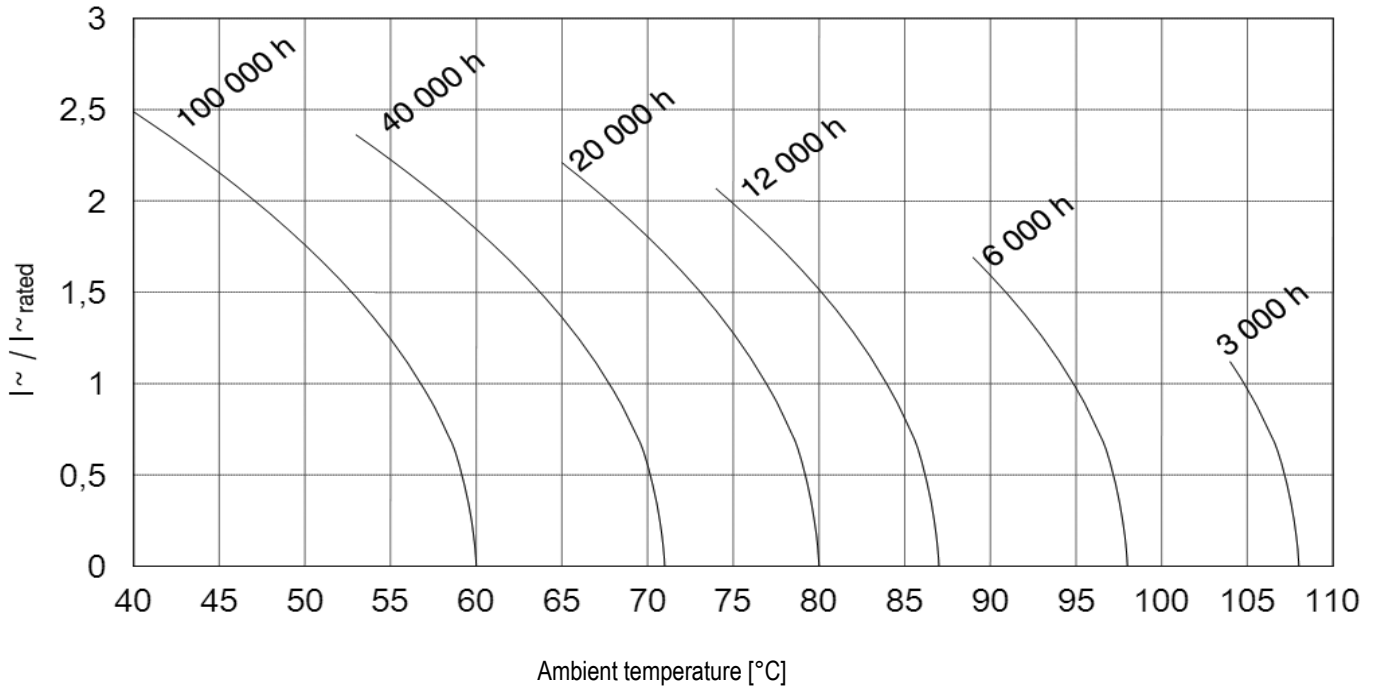
Stand: 12/2019

105°C

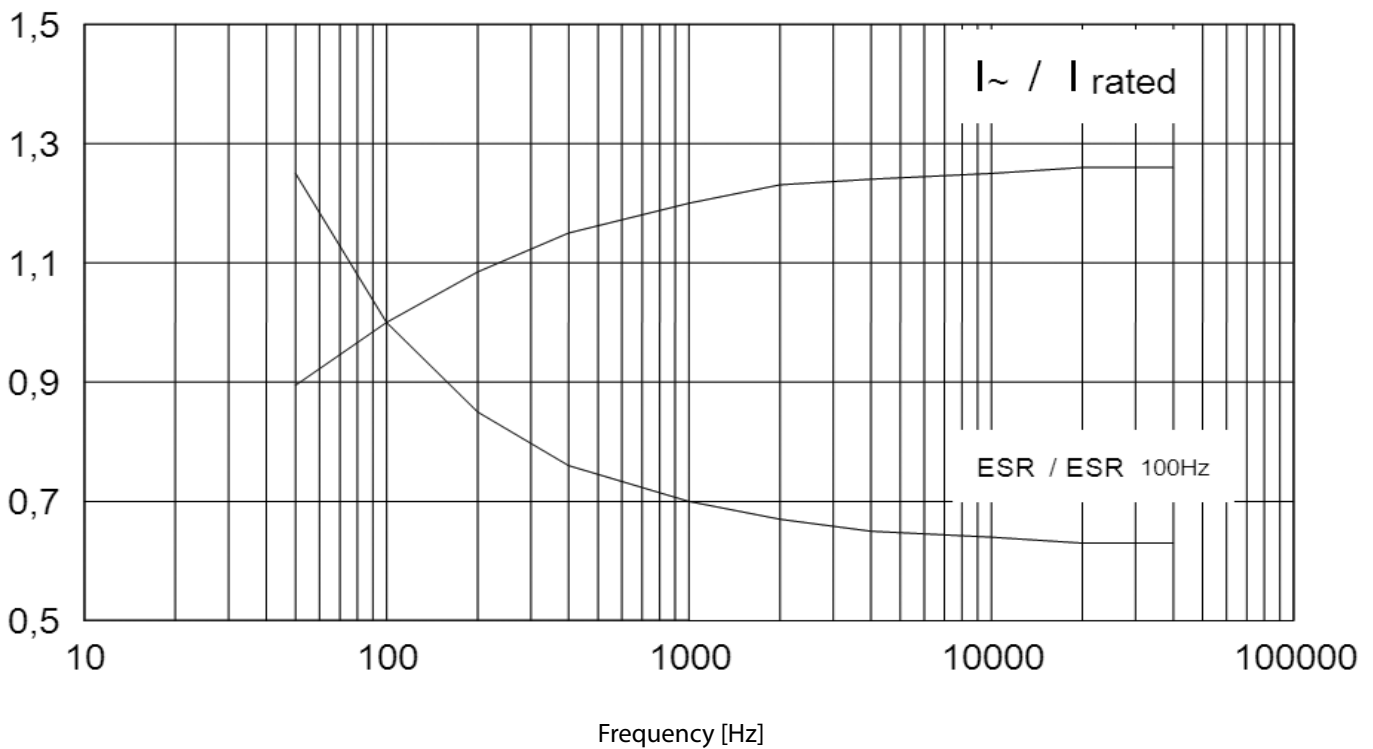


SH


■ USEFUL LIFE AS A FUNCTION OF AMBIENT TEMPERATURE AND ACTUAL RIPPLE CURRENT

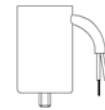


■ RIPPLE CURRENT AND ESR AS A FUNCTION OF FREQUENCY F



Stand: 12/2019





MOTORSTART CAPACITOR IN DOUBLE CAN

OUTSIDE CAN IS INSULATED

CLASS IP 54

■ FEATURES

- Insulated aluminium can
- Protection according to IP 54
- Connecting cable
- Double potted design
- VDE approval for selected products

RoHS compliant
REACH compliant

■ APPLICATIONS

- Motorstart
- Whitegood motorcontrol

■ GENERAL SPECIFICATIONS

Items	Characteristics
Clima category	10/060/21
Tolerance	±10%
Specs. for selected items	VDE DIN EN 60252-2
Content of supply	If mounting stud then with fixing nut
Terminals	Connection cable: normal length 300mm or custom-tailored
The alternated current load may occur at most 20 times per hour with the following values:	
Percentage duty cycle	Ripple current loading
AB 0,55 % ED	20 turn-ons with each 1,0 sec duration
AB 1,50 % ED	20 turn-ons with each 2,7 sec duration
AB 1,70 % ED	20 turn-ons with each 3,0 sec duration

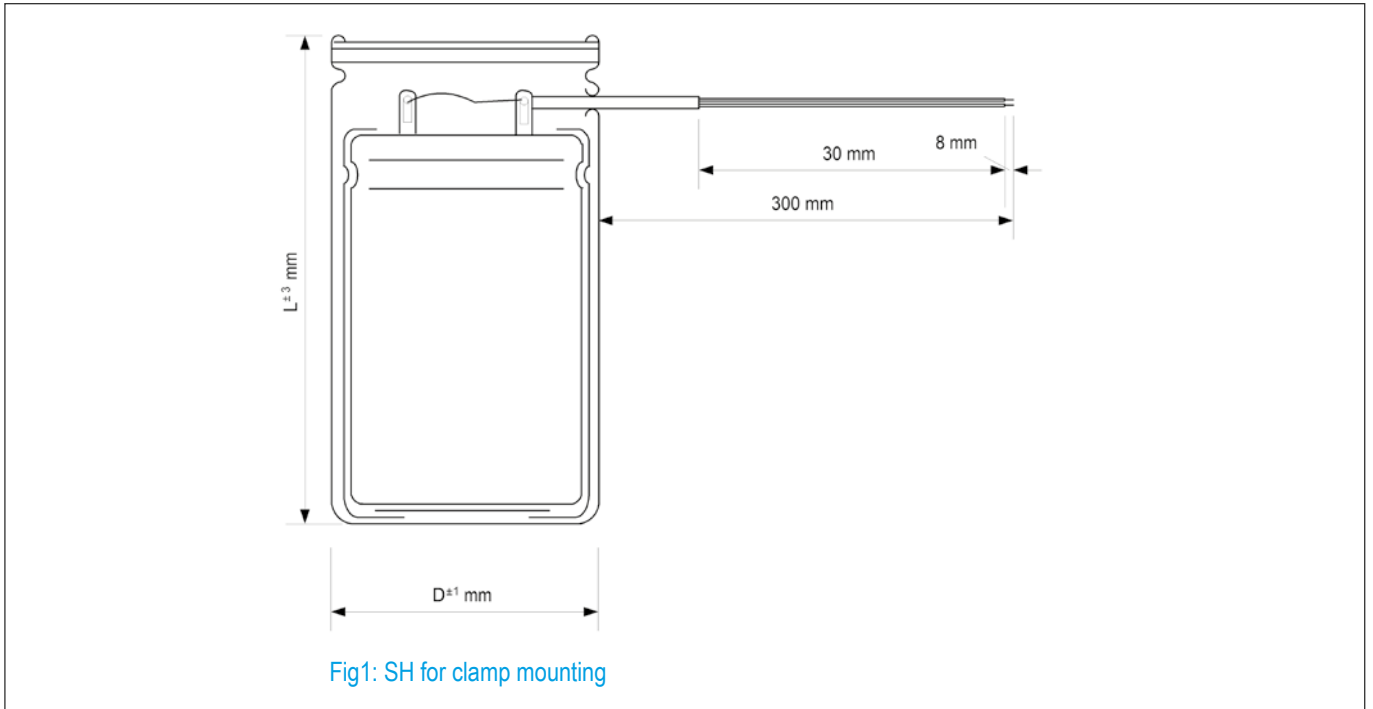
Different voltages and capacitance combinations are available on request. Also in small lots.

Stand: 12/2019





■ DRAWINGS FOR SERIES MDK



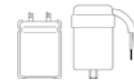
■ STANDARD VALUES TYPE MDK

U _R ~ 50-60 Hz [V]	C _R [μF]	DC @50 Hz [%]	DC @60 Hz [%]	Dx L [mm]	VDE sign	Order code
						Plain base: MDKA...
						Stud mounting: MDKB...
160 V ~	100	1,70	1,36	36,8 x 69	-	10116036,8069
	125	1,70	1,36	36,8 x 69	-	2116036,8069
	140	1,70	1,36	36,8 x 69	-	14116036,8069
	160	1,70	1,36	36,8 x 69	-	16116036,8069
	180	1,70	1,36	36,8 x 69	-	18116036,8069
	200	1,70	1,36	36,8 x 69	-	20116036,8069
	250	1,70	1,36	36,8 x 83	-	25116036,8083
	300	1,70	1,36	36,8 x 83	-	30116036,8083
	350	1,70	1,36	36,8 x 83	-	35116036,8083
	400	1,70	1,36	41,8 x 83	-	40116041,8083
	450	1,70	1,36	41,8 x 83	-	45116041,8083
	500	1,70	1,36	41,8 x 83	-	50116041,8083
	850	1,70	1,36	51,8 x 118	-	85116051,8118
	320 V ~	70	0,55	0,44	36,8 x 83	-
80		0,55	0,44	36,8 x 83	-	80032036,8083
90		0,55	0,44	36,8 x 83	-	90032036,8083
100		0,55	0,44	36,8 x 83	-	10132036,8083
125		0,55	0,44	36,8 x 83	-	12132036,8083
140		0,55	0,44	36,8 x 83	-	14132036,8083
160		0,55	0,44	41,8 x 83	-	16132041,8083

U _R ~ 50-60 Hz [V]	C _R [μF]	DC @50 Hz [%]	DC @60 Hz [%]	Dx L [mm]	VDE sign	Order code
						Plain base: MDKA...
						Stud mounting: MDKB...
320 V ~	180	0,55	0,44	41,8 x 83	-	18132041,8083
	200	0,55	0,44	41,8 x 83	-	20132041,8083
	250	0,55	0,44	51,8 x 118	-	25132051,8118
	300	0,55	0,44	51,8 x 118	-	30132051,8118
	10	1,70	1,36	36,8 x 72	yes	10032036,8072
	15	1,70	1,36	36,8 x 72	yes	15032036,8072
	20	1,70	1,36	36,8 x 72	yes	20032036,8072
	25	1,70	1,36	36,8 x 72	yes	25032036,8072
	30	1,70	1,36	36,8 x 72	yes	30032036,8072
	40	1,70	1,36	36,8 x 72	yes	40032036,8072
	50	1,70	1,36	36,8 x 85	yes	50032036,8085
	60	1,70	1,36	36,8 x 85	yes	60032036,8085
	70	1,70	1,36	36,8 x 85	yes	70032036,8085
	80	1,70	1,36	41,8 x 85	yes	80032041,8085
	90	1,70	1,36	41,8 x 85	yes	90032041,8085
	100	1,70	1,36	41,8 x 85	yes	10132041,8085
	125	1,70	1,36	51,8 x 85	yes	12132051,8085
	140	1,70	1,36	51,8 x 118	-	14132051,8118
	160	1,70	1,36	51,8 x 118	-	16132051,8118
	180	1,70	1,36	51,8 x 118	-	18132051,8118

Please state additionally to your order:

- cable length (normal: 300mm)
- with or without discharge resistor (22/47/100kΩ)
- with or without stud



MOTORSTART CAPACITOR IN
DOUBLE CAN

SHRINK SLEEVE

INSULATED

■ FEATURES

- With cap and connecting cable or plug in tags
- With clamp attachment or mounting stud
- Cable outcoming radial or axial
- VDE approval for selected products

RoHS compliant
REACH compliant

■ APPLICATIONS

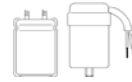
- Motorstart
- Whitegood motorcontrol

■ GENERAL SPECIFICATIONS

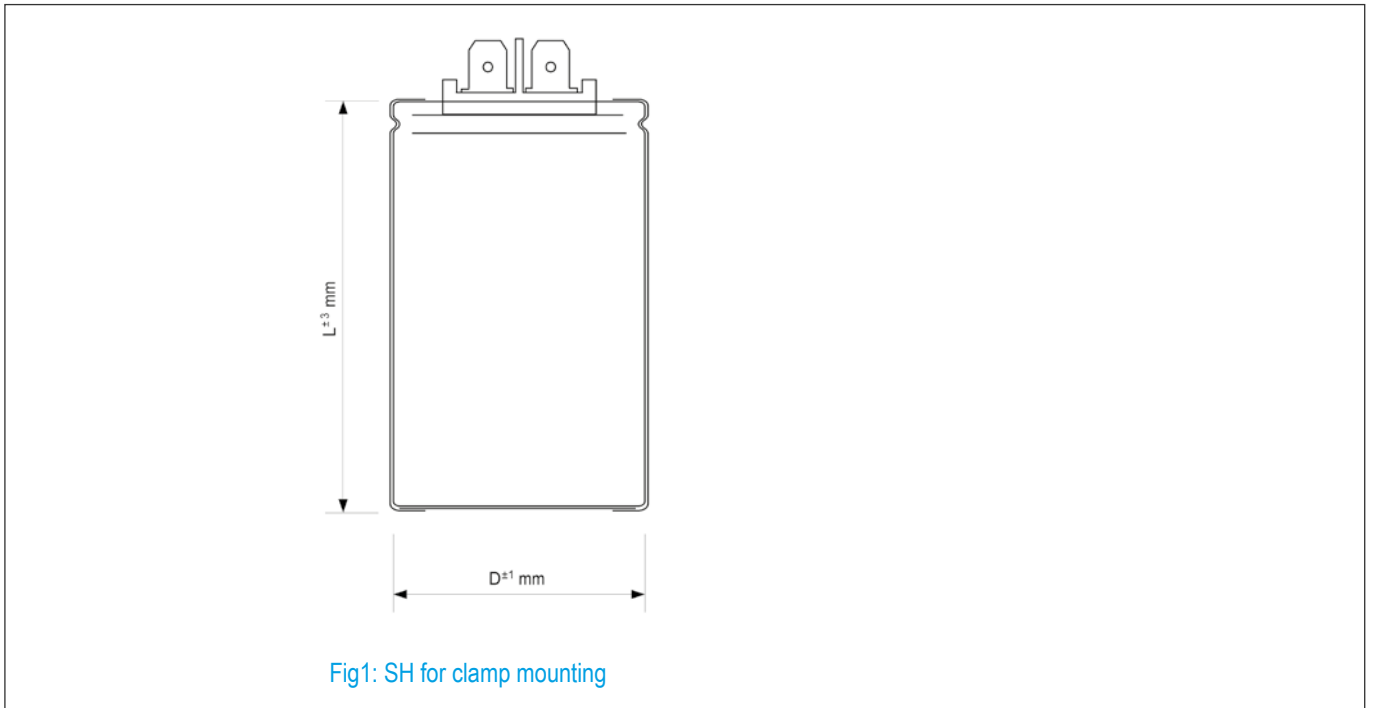
Items	Characteristics
Clima category	10/060/21
Tolerance	±10%
Specs. for selected items	VDE DIN EN 60252-2
Content of supply	If mounting stud then with fixing nut
Terminals	Cap and cable or faston tags 4,8 mm, 6,3 mm single and double
The alternated current load may occur at most 20 times per hour with the following values:	
Percentage duty cycle	Ripple current loading
AB 0,55 % ED	20 turn-ons with each 1,0 sec duration
AB 1,50 % ED	20 turn-ons with each 2,7 sec duration
AB 1,70 % ED	20 turn-ons with each 3,0 sec duration

Different voltages and capacitance combinations are available on request. Also in small lots.

Stand: 12/2019



■ DRAWINGS FOR SERIES MEK



■ STANDARD VALUES TYPE MEK

$U_R \sim$ 50-60 Hz [V]	C_R [μ F]	DC @50 Hz [%]	DC @60 Hz [%]	Dx L [mm]	VDE sign	Order code MEK...
320 V ~	10	1,70	1,36	35x51 / 70	yes	10032035051
	15	1,70	1,36	35x66 / 85	yes	15032035066
	20	1,70	1,36	35x66 / 85	yes	20032035066
	25	1,70	1,36	35x66 / 85	yes	25032035066
	30	1,70	1,36	35x66 / 85	yes	30032035066
	40	1,70	1,36	35x66 / 85	yes	40032035066
	50	1,70	1,36	35x66 / 85	yes	50032035066
	60	1,70	1,36	35x66 / 85	yes	60032035066
	70	1,70	1,36	35x66 / 85	yes	70032035066
	80	1,70	1,36	40x66 / 85	yes	80032040066
	90	1,70	1,36	40x66 / 85	yes	90032040066
	100	1,70	1,36	40x66 / 85	yes	10132040066
	125	1,70	1,36	50x66 / 112	yes	12132050066
	140	1,70	1,36	50x96 / 112	-	14132050096
	160	1,70	1,36	50x96 / 112	-	16132050096
	180	1,70	1,36	50x96 / 112	-	18132050096
200	1,70	1,36	50x96 / 112	-	20132050096	

■ SPECIAL VALUES TYPE MEK

$U_R \sim$ 50-60 Hz [V]	C_R [μ F]	DC @50 Hz [%]	Dx L [mm]	VDE sign	Order code MEK...
320 V ~	95	0,60	35 x 66	-	95032035066
250 V ~	220	0,60	35 x 66	-	22125035076

Please state additionally to your order:

- cable length (normal: 300mm)
- with or without discharge resistor (22/47/100k Ω)
- with or without cap

Stand: 12/2019



PULSE AND PHOTOFLASH CAPCITORS

OUTSTANDING CHARGE-DISCHARGE CHARACTERISTIC

HIGH RELIABILITY

A, SI, LF AND G TERMINALS AVAILABLE

FEATURES

- All contacts welded
- Charge/discharge proof
- High CV product
- High flash frequencies

APPLICATIONS

- Photoflash
- Warning and safety lamps
- Laser
- Hair removal

RoHS compliant
REACH compliant

GENERAL SPECIFICATIONS

Items	Characteristics
Rated capacitance range C_R	10/060/21
Capacitance tolerance	$\pm 10\%$; $-10\%/+30\%$
U_R rated voltage	Up to 500 V
Number of flashes	Depending on application
Category temperature range	$-55^\circ\text{C} \dots +60/+70/+85/+105^\circ\text{C}$
Climatic category IEC 60068	55/105/56
Voltage proof of the external insulation	$\geq 2500\text{ V AC}$

Different voltages and capacitance combinations are available on request. Also in small lots.

Stand: 12/2019

OVERVIEW OF COMMON PHOTOFLASH CAPACITORS AND PULSE CAPACITORS

Photoflash capacitors are specially adapted to the application. Hence, the following overview included only some examples of possible capacitance / voltage / dimension -combinations. For further information please contact our technical service.

AXIAL CASE

Voltage [V]	Capacitance [μ F]	Stored energy [Ws]	$\varnothing \times L$ [mm]
250	100	3,1	16 x 39
350	12	0,7	12 x 30
350	22	1,3	12 x 30
350	47	3,0	16 x 39
350	120	7,8	25 x 49
350	220	14	30 x 49
400	27	2,2	16 x 30
500	33	4,1	18 x 39
500	47	5,9	25 x 38
500	55	6,9	30 x 49

RADIAL CASE (WARNING BEACON)

Voltage [V]	Capacitance [μ F]	Stored energy [Ws]	$\varnothing \times L$ [mm]
350	330	20,0	30 x 55
360	100	6,5	25 x 36
360	220	14,3	30 x 50

RADIAL CASE (PROFESSIONAL PULSE CAPACITORS)

Voltage [V]	Capacitance [μ F]	Stored energy [Ws]	$\varnothing \times L$ [mm]
360	1600	103,7	35 x 66
360	2200	142,6	35 x 85
360	3300	214,0	50 x 85
360	3900	252,7	50 x 100
400	1600	128,0	45 x 70
400	3200	256,0	45 x 105
500	100	12,5	35 x 53
500	220	27,5	45 x 42
500	600	75,0	35 x 80
500	950	188,8	50 x 80
500	1600	200,0	50 x 100
500	2400	300,0	50 x 145

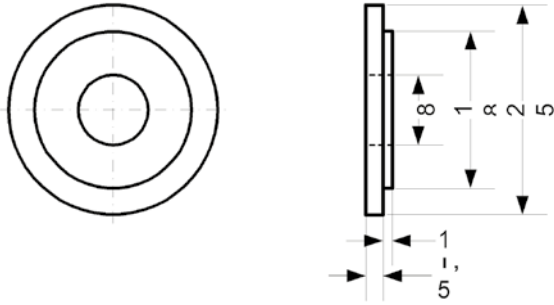
CHARGE CAPACITORS (SKS/SKP)

Bipolar charge capacitors are often used capacitive resistors to charge large photoflash capacitors banks. The bipolar construction is favorable for low thermal losses. Fischer & Tausche Capacitors is offering SKS an SKP types. These capacitors are designed on request.

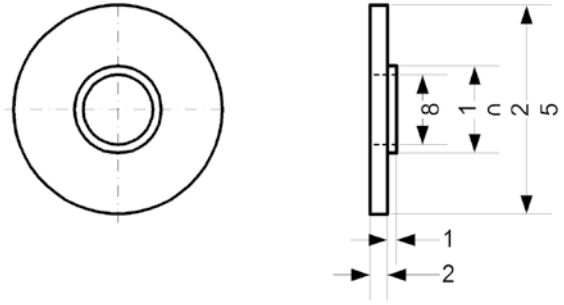
■ DRAWINGS FOR SERIES MEK

■ INSULATING DISKS AND NUTS

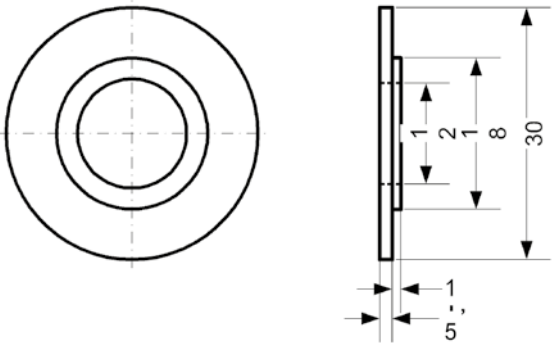
- Insulation disc for stud M8
- 18 mm mounting hole
- Order code: 18 - 18



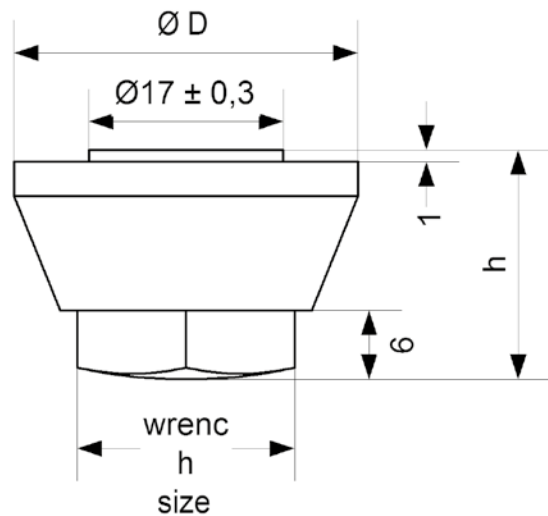
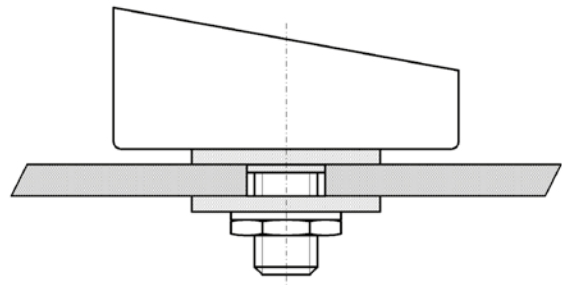
- Insulation disc for stud M8
- 10 mm mounting hole
- Order code: 18 - 10



- Insulation disc for stud M8
- 18 mm mounting hole
- Order code: 12 - 18
- Material PAG ULVO



■ MOUNTING EXAMPLE



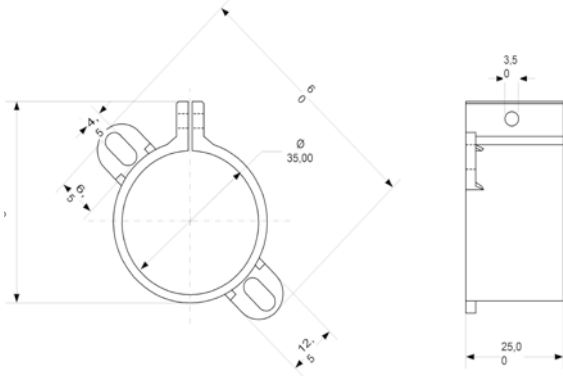
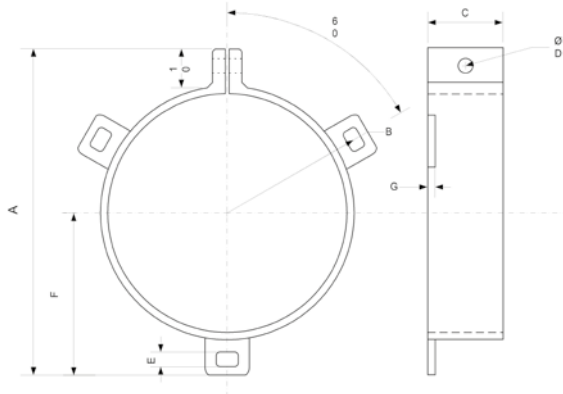
■ NYLON CAP NUTS

- For stud M8 order code: HM 8
- For stud M12 order code: HM 12

	D	h	W
HM 8	25mm	15mm	17
HM 12	30mm	17,5mm	19

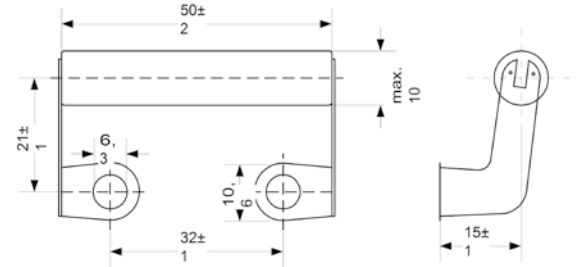
■ NYLON CLAMPS

- Can diameter e.g. 35mm
- Order code: NRS 35



■ DISCHARGE / BALANCING RESISTOR

- Resistor for discharge and/or voltage balancing
- Suitable for can diameter 65/75/90 mm
- Other values on request



Order Code	Can Ø	A	B	C	D	E	F	G
NRS 35	35	60		25	3,5	4,5		2,5
NRS 50	50	74	32	25	4	4,7	37	2,5
NRS 65	65	87	38,5	25	4	4,7	43,5	2,5
NRS 75	75	100	45	25	4	4,7	50	2,5
NRS 90	90	115	60	25	4	4,7	65	2,5

Material: Nylon
All dimensions in mm



FTCAP

FISCHER & TAUSCHE
CAPACITORS



Headquarter: Husum, Germany



Subsidiary: Yverdon-les-Bains, Switzerland

TOP-QUALITY CAPACITORS „MADE IN GERMANY“ OR „SWISS MADE“ – SINCE 1948

Since 1948 the name Fischer & Tausche stands for high quality aluminum electrolytic capacitors and film capacitors which are produced in our main-factory in Husum.

By taking over the capacitors-section of the Leclanché-company in Switzerland in 2004 we were able to develop our productivity and product-flexibility for our clients even more effectively.

Today FTCap is in the best condition to further ensure the high quality production requirements our clients are used to.

FTCap guarantees you innovative power, a wide range of products and a unique expertise in developing client-oriented product solutions. Our strength is to create individual requirements for difficult installation-situations.



HEADQUARTER

FISCHER & TAUSCHE CAPACITORS

FTCAP GmbH
Carl-Benz-Straße 1
25813 Husum, Germany

Tel. +49 (0) 48 41 - 89 57-0
Fax +49 (0) 48 41 - 89 57-45

info@ftcap.de
www.ftcap.de

SUBSIDIARY

LECLANCHÉ CAPACITORS

A Fischer & Tausche Company
Av. de Grandson 48
1400 Yverdon-les-Bains, Switzerland

Tel. +41 (0) 24 445 - 66 88
Fax +41 (0) 24 445 - 66 89

capinfo@Lcap.ch
www.Lcap.ch



www.atd-elektronik.cz

