

MAIN FEATURES

- Robust solid aluminum design (RoHS compliant)
- For D-shape and round shafts
- Anodized surface, scratch resistant, electrically non-conducting
- Customized designs and colors on request



PRODUCT VARIETY

- Knob designs: Shape, Shaper, Dimple, Pure, Robot, Space, Cone, Medic
- Shaft diameter (standard): 6 mm
- Anodized surface
- Black or natural color

CONTENT OF STANDARD PACKAGING

- 20 pcs. for Shaper, Robot, Space, Dimple, Cone, Medic
- 40 pcs. for Shape or Pure
- 1 pc. set screw M2,5 x 4 mm per knob
- 1 pc. setscrew wrench WS 1,3 mm



20 pcs. for Shaper, Robot, Space, Dimple, Cone, Medic



40 pcs. for Shape or Pure



POSSIBLE CUSTOMIZATIONS

- Knob-Design
- Shaft diameter 3 mm; 3.18 mm (1/8"); 4 mm; 6,35 mm (1/4")
- Colors:

bright red	
real gold	
green	
light blue	
dark blue	


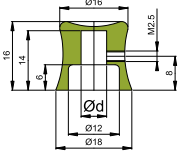

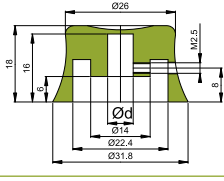

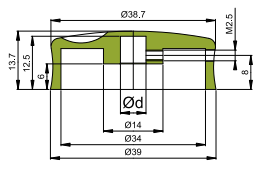

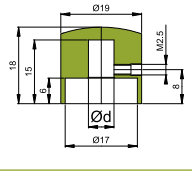

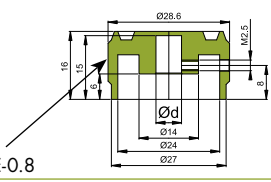

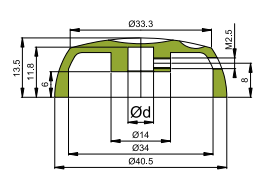

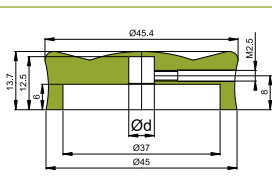

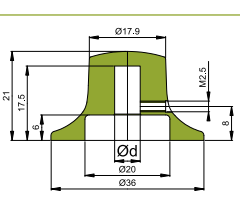
Additional colors available on request

SPARE PARTS

DESCRIPTION	QUANTITY	ORDER NUMBER
Setscrew wrench WS 1,3 mm	1 pc.	K1-HEXKEY
Setscrew M2.5x4 mm	1 pc.	5404-32

ADDITIONAL INFORMATION

- Note: Tighten the setscrew carefully, max. torque 0,2 Nm

		SHAFT DIAMETER	ORDER NUMBER	
		$\varnothing d_{+0,028}^{+0,010}$ * stock type	NATURAL / SILVER	BLACK
SHAPE 		3 mm	K1-SH-S30	K1-SH-B30
		3,18 mm (1/8")	K1-SH-S32	K1-SH-B32
		4 mm	K1-SH-S40	K1-SH-B40
		* 6 mm	K1-SH-S60	K1-SH-B60
		6,35 mm (1/4")	K1-SH-S64	K1-SH-B64
SHAPER 		3 mm	K1-SR-S30	K1-SR-B30
		3,18 mm (1/8")	K1-SR-S32	K1-SR-B32
		4 mm	K1-SR-S40	K1-SR-B40
		* 6 mm	K1-SR-S60	K1-SR-B60
		6,35 mm (1/4")	K1-SR-S64	K1-SR-B64
DIMPLE 		3 mm	K1-DM-S30	K1-DM-B30
		3,18 mm (1/8")	K1-DM-S32	K1-DM-B32
		4 mm	K1-DM-S40	K1-DM-B40
		* 6 mm	K1-DM-S60	K1-DM-B60
		6,35 mm (1/4")	K1-DM-S64	K1-DM-B64
PURE 		3 mm	K1-PR-S30	K1-PR-B30
		3,18 mm (1/8")	K1-PR-S32	K1-PR-B32
		4 mm	K1-PR-S40	K1-PR-B40
		* 6 mm	K1-PR-S60	K1-PR-B60
		6,35 mm (1/4")	K1-PR-S64	K1-PR-B64
ROBOT  Cross knurl DIN81 RGE-0.8		3 mm	K1-RB-S30	K1-RB-B30
		3,18 mm (1/8")	K1-RB-S32	K1-RB-B32
		4 mm	K1-RB-S40	K1-RB-B40
		* 6 mm	K1-RB-S60	K1-RB-B60
		6,35 mm (1/4")	K1-RB-S64	K1-RB-B64
SPACE 		3 mm	K1-SC-S30	K1-SC-B30
		3,18 mm (1/8")	K1-SC-S32	K1-SC-B32
		4 mm	K1-SC-S40	K1-SC-B40
		* 6 mm	K1-SC-S60	K1-SC-B60
		6,35 mm (1/4")	K1-SC-S64	K1-SC-B64
CONE 		3 mm	K1-CN-S30	K1-CN-B30
		3,18 mm (1/8")	K1-CN-S32	K1-CN-B32
		4 mm	K1-CN-S40	K1-CN-B40
		* 6mm	K1-CN-S60	K1-CN-B60
		6,35 mm (1/4")	K1-CN-S64	K1-CN-B64
MEDIC 		3 mm	K1-MD-S30	K1-MD-B30
		3,18 mm (1/8")	K1-MD-S32	K1-MD-B32
		4 mm	K1-MD-S40	K1-MD-B40
		* 6 mm	K1-MD-S60	K1-MD-B60
		6,35 mm (1/4")	K1-MD-S64	K1-MD-B64

Tolerances unless otherwise specified: DIN ISO 2768-m