








Antenna Products Introduction






2021

1. WLAN & WIFI Antenna	3
2. 2G/3G Antenna	8
3. 4G/LTE Antenna	10
4. Passive GPS Antenna	12
5. Active GPS & GSM Antenna	15
6. Outdoor & Indoor Antenna	18
7. Vehicle Mounted Antenna	21
8. Other	22






1. WIFI Antenna

Item:	1	2	3	4	5
Model No:	SM-AN2400TFB5	SM-AN2400TFC5	SM-AN2400TFD5	SM-AN2400TFE4	SM-AN2400
Product Appearance:					
Frequency(MHz):	2400-2500	2400-2500	2400-2500	2400-2500	2400-2500
Gain(dBi):	5.0	5.0	5.0	4.0	7.0
VSWR:	≤2.0	≤2.0	≤2.0	≤2.0	≤2.0
Impedance(Ω):	50	50	50	50	50
Polarization:	V	V	V	V	V
Connector:	SMA	SMA	SMA	SMA	SMA
Dimension(mm):	Φ14×210	Φ13.5×186	Φ13×195	Φ8×170	Φ11×279
Color:	Black/White	Black/White	Black/White	Black/White	Black/White
Antenna Weight(g):	33	17	21	13	30
Operating Temperature(°C):	-40°~+60°	-40° ~+60°	-40°~+60°	-40° ~+60°	-40°~+60°






WLAN & WIFI Antenna

Item:	6	7	8	9	10
Model No:	SM-AN2400TF2.5	SM-AN2400TF4	SM-AN2400TF2.0	SM-AN2400TF7.0	SM-AN2400TF17
Product Appearance:					
Frequency(MHz):	2400-2500	2400-2500	2400-2500	2400-2500	2400-2500
Gain(dBi):	2.5	4.0	3.0	7.0	7.0
VSWR:	≤2.0	≤2.0	≤2.0	≤2.0	≤2.0
Impedance(Ω):	50	50	50	50	50
Polarization:	V	V	V	V	V
Connector:	SMA	SMA	SMA	SMA	SMA
Dimension(mm):	Φ9.5×110	Φ13×155	12.7×10×153	Φ13.5×275	Φ13×255
Color:	Black/White	Black/White	Black/White	Black/White	Black/White
Antenna Weight(g):	9	18	18	12	30
Operating Temperature(°C):	-40°~+60°	-40° ~+60°	-40°~+60°	-40° ~+60°	-40°~+60°


WLAN & WIFI Antenna

Item:	11	12	13	14	15
Model No:	SM-AN0819ITF10	SM-AN0918ITF11	SM-AN0819ITF12	SM-AN2458ITF13	SM-AN2400ITF14
Product Appearance:					
Frequency(MHz):	2400-2500	2400-2500	2400-2500	2400-2500 5100-5850	2400-2500
Gain(dBi):	2.0	2.0	2.0	2.0	2.0
VSWR:	≤1.5	≤1.5	≤1.5	≤2.0	≤1.5
Impedance(Ω):	50	50	50	50	50
Polarization:	V	V	V	V	V
Connector:	I-PEX	I-PEX	I-PEX	I-PEX	I-PEX
Dimension(mm):	25×22×0.2	25×15.8×0.2	52×10×0.6	50×6.1×0.6	31.5×7.6×0.2
Operating Temperature(°C):	-40°~+60°	-40° ~+60°	-40°~+60°	-40° ~+60°	-40°~+60°

WLAN & WIFI Antenna

Item:	16	17	18	19	20
Model No:	SM-AN0701	SM-AN0702	SM-AN0703	SM-AN0704	
Product Appearance:					
Frequency(MHz):	2400-2500	2400-2500	2400-2500	2400-2500	5150-5850
Gain(dBi):	4.0	4.0	4.0	4.0	4.0
VSWR:	≤2.0	≤2.0	≤2.0	≤2.0	≤2.0
Impedance(Ω):	50	50	50	50	50
Polarization:	V	V	V	V	V
Connector:	NA	NA	NA	NA	NA
Dimension(mm):	25.5x15.2x0.3	27.7x15x0.4	27.45x13.0x0.3	27.1x12.0x0.3	15.0x9.5x0.3
Operating Temperature(°C):	-40°~+60°	-40° ~+60°	-40°~+60°	-40° ~+60°	-40° ~+60°






WLAN & WIFI Antenna

Item:	21	22	23	24	25
Model No:					
Product Appearance:					
Frequency(MHz):	5150-5850	5150-5850			
Gain(dBi):	4.0	5.0			
VSWR:	≤2.0	≤2.0			
Impedance(Ω):	50	50			
Polarization:	V	V			
Connector:	IPEX	NA			
Dimension(mm):	Φ5.5x22	20x7x0.8			
Operating Temperature(°C):	-40°~+60°	-40° ~+60°			






2. 2G/3G Antenna

Items:	1	2	3	4	5
Model No:	SM-AN0918TEA	SM-AN0918TEB	SM-AN0819TEC	SM-AN0918TED	SM-AN0922TMD
Product Appearance:					
Frequency(MHz):	890-960/1710-1880	890-960/1710-1880	824-960/1710-1990	890-960/1710-1880	890-960/1710-2170
Gain(dBi):	2.0	5.0/4.0	2.0	2.0/3.0	2.0
VSWR:	≤2.0	≤2.0	≤2.0	≤2.0	≤2.0
Impedance(Ω):	50	50	50	50	50
Polarization:	V	V	V	V	V
Connector:	SMA	SMA	SMA	SMA	N-K
Dimension(mm):	Φ10.5×51	Φ8×59	Φ10.5×115	Φ10.5×108	Φ20×185
Color:	Black	White	Black	Black	White
Antenna Weight(g):	9	7	18	12	7
Operating Temperature(°C):	-40°~+60°	-40° ~+60°	-40°~+60°	-40° ~+60°	-40°~+60°




2G/3G Antenna

Item:	16	17	18	19	20
Model No:	SM-AN0819ITF15	SM-AN0918ITF16	SM-AN0819ITF17	SM-AN0918ITF18	SM-AN0918ITF19
Product Appearance:					
Frequency(MHz):	900/1800	900/1800	900/1800	900/1800	900/1800
Gain(dBi):	2.0	2.0	2.0	2.0	2.0
VSWR:	≤2.0	≤2.0	≤2.0	≤2.0	≤2.0
Impedance(Ω):	50	50	50	50	50
Polarization:	V	V	V	V	V
Connector:	I-PEX	I-PEX	I-PEX	I-PEX	I-PEX
Dimension(mm):	31.3×24.5×0.2	43×8.5×0.2	56×8.5×0.6	22.2×12.7×0.6	96×16×1.2
Operating Temperature(°C):	-40°~+60°	-40° ~+60°	-40°~+60°	-40° ~+60°	-40°~+60°






3. 4G/LTE Antenna

Item:	6	7	8	9	10
Model No:	SM-ANLTE1	SM-ANLTE2	SM-ANLTE3	SM-ANLTE4	SM-ANLTE5
Product Appearance:					
Frequency(MHz):	698-960/1710-2690	791-960/1710-2690	740-3800	890-960/1710-2170	820-960/1710-2200
Gain(dBi):	2.5	1.0/2.0	2.0	2.0	2.0/3.0
VSWR:	≤2.0	≤2.0	≤3.0	≤2.0	≤2.0
Impedance(Ω):	50	50	50	50	50
Polarization:	V	V	V	V	V
Connector:	SMA	SMA	SMA	SMA	SMA
Dimension(mm):	168×138×18	Φ13×195	18×172	Φ10.5×115	Φ13×208×24.2
Color:	Black	Black	Black	Black	Black
Antenna Weight(g):	9	7	18	12	30
Operating Temperature(°C):	-40°~+60°	-40° ~+60°	-40°~+60°	-40° ~+60°	-40°~+60°






4G/LTE Antenna

Item:	6	7	8	9	10
Model No:	SM-ANLTE6				
Product Appearance:					
Frequency(MHz):	433-470/700-2700/3200-3800	700-2700	800-2700		
Gain(dBi):	5.0	5.0	3.0		
VSWR:	≤3.0	≤3.0	≤3.0		
Impedance(Ω):	50	50	50		
Polarization:					
Connector:	SMA	SMA	SMA		
Dimension(mm):	222×27×8.2	229×22×7.5	Φ13×200		
Color:	Black	Black	Black		
Antenna Weight(g):					
Operating Temperature(°C):	-40°~+60°	-40° ~+60°	-40° ~+60°		





4. Passive GPS Antenna

Item:	1	2	3	4	5
Model No:	SM-ANGPS36	SM-ANGPS25	SM-ANGPS20	SM-ANGPS18	SM-ANGPS15
Product Appearance:					
Frequency(MHz):	1575.42 1559-1610.5	1575.42	1575.42	1575.42	1575.42
Gain(dBi):	2.0	2.0	2.0	2.0	2.0
VSWR:	≤2.0	≤2.0	≤2.0	≤2.0	≤2.0
Impedance(Ω):	50	50	50	50	50
Polarization:	RHCP	RHCP	RHCP	RHCP	RHCP
Dimension(mm):	25×25×4(2)	25×25×4(2)	20×20×4	18×18×4 (2)	15×15×5
Operating Temperature(°C):	-40° ~+60°	-40° ~+60°	-40°~+60°	-40° ~+60°	-40°~+60°




Passive GPS Antenna

Item:	6	7	8	9	10
Model No:	SM-ANGPS13	SM-ANGPS12	SM-ANGPS10	SM-ANGPS9	SM-ANGPS16
Product Appearance:					
Frequency(MHz):	1575.42	1575.42	1575.42	1575.42	1575.42
Gain(dBi):	2.0	2.0	2.0	2.0	2.0
VSWR:	≤ 2.0	≤ 2.0	≤ 2.0	≤ 2.0	≤ 2.0
Impedance(Ω):	50	50	50	50	50
Polarization:	RHCP	RHCP	RHCP	RHCP	Line
Dimension(mm):	13×13×3	12×12×4	10×10×4	9×9×4	16×6×4
Operating Temperature($^{\circ}$ C):	-40° ~+60°	-40° ~+60°	-40°~+60°	-40° ~+60°	-40°~+60°

Passive GPS Antenna

Item:	11	12	13	14	
Model No:	SM-ANGPS37	SM-ANGPS38	SM-ANGPS39	SM-ANGPS40	
Product Appearance:					
Frequency(MHz):	1575.42; 1227.6	1575.42; 1561.098	1575.42; 1602; 1561.098	1559~1610.5	
Gain(dBi):	3.0	2.0	2.5	3.5	
VSWR:	≤ 2.0	≤ 2.0	≤ 2.0	≤ 2.0	
Impedance(Ω):	50	50	50	50	
Polarization:	RHCP	RHCP	RHCP	RHCP	
Dimension(mm):	36×36×7	25×25×4	36×36×6	40×30×30.6	
Operating Temperature($^{\circ}$ C):	-40° ~+60°	-40° ~+60°	-40° ~+60°	-40° ~+60°	



5. Active GPS & GSM Antenna

Item:	1	2	3	4	5
Model No:	SM-AN0822GPS28A	SM-AN0822GPS28B	SM-AN0822GPS28C	SM-ANGPS28A-1.5	SM-ANGPS28B-3
Product Appearance:					
Frequency(MHz):	1575.42±5 824-960/1710-2170	1575.42±5 824-960/1710-2170	1575.42±5 824-960/1710-2170	1575.42±5	1575.42±5
Gain(dBi):	2.0	2.0	2.0	2.0	2.0
PA Gain(dBi):	28	28	28	28	28
VSWR:	≤2.0	≤2.0	≤2.0	≤2.0	≤2.0
Noise Figure:	<1.5	<1.5	<1.5	<1.5	<1.5
Impedance(Ω):	50	50	50	50	50
Polarization:	RHCP/V	RHCP/V	RHCP/V	RHCP/V	RHCP/V
Connector:	2x SMA, Female	2x Fakra	2x Fakra	SMA, Female	SMA, Female
Cable; Length:	RG-174; 5m	RG-174;1.5m	RG-174;1.5m	RG-174;1.5m	RG-174;3m
Dimension(mm):	Φ80×14	60×51×15.5	Φ46×15	46×38×13	50×37×17
Color:	Black	Black	Black	Black	Black
Antenna Weight(g):	142	150	160	75	77
Operating Temperature(°C):	-40°~+60°	-40° ~+60°	-40°~+60°	-40° ~+60°	-40°~+60°






Active GPS Antenna

Item:	1	2	3	4	5
Model No:	SM-ANGPS28C-3	SM-ANGPS40D-0.5	SM-ANIGPS28A-60	SM-ANIGPS18B -60	SM-ANIGPS18C
Product Appearance:					
Frequency(MHz):	1575.42±5	1575.42±5	1575.42±5	1575.42±5	1575.42±5
Gain(dBi):	2.0	2.0	2.0	2.0	2.0
PA Gain(dBi):	28	40	28	18	18
VSWR:	≤2.0	≤2.0	≤2.0	≤2.0	≤2.0
Noise Figure:	<1.5	<1.5	<1.5	<1.5	<1.5
Impedance(Ω):	50	50	50	50	50
Polarization:	RHCP	RHCP	RHCP	RHCP	RHCP
Connector:	Fakra	BNC	I-pex	I-pex	I-pex
Cable; Length:	RG-174; 3m	RG-174;0.5m	1.13;60m	1.13;60mm	1.13;60mm
Dimension(mm):	25×25	Φ95×130	25×25×7.5	18×18×6.5	15×15×6.5
Color:	Black	White	Black	Black	Black
Antenna Weight(g):	77	200	21	8	7
Operating Temperature(°C):	-40°~+60°	-40° ~+80°	-40°~+60°	-40° ~+60°	-40°~+60°

Active GPS Antenna






Item:	6			
Model No:	SM-AN1582A4F17V3.0			
Product Appearance:				
Frequency(MHz):	1575.42; 1602; 1561.098	1575.42 , 1561.098; 700-2700; 2400-2500		
Gain(dBi):	5.0	3.0		
PA Gain(dBi):	38	28		
VSWR:	≤1.5	≤2.0		
Noise Figure:	≤1.3	≤1.5		
Impedance(Ω):	50	50		
Polarization:	RHCP	RHCP		
Connector:	N-J3、SMA	SMA、BNC、FAKRA、 MCX		
Cable; Length:	RG-174	RG174		
Dimension(mm):	φ96×126	φ49×48		
Color:	White	Black		
Antenna Weight(g):				
Operating Temperature(°C):	-40°~+80°	-40° ~+80°		

6. Outdoor & Indoor Antenna






Item:	1	2	3	4	5
Model No:	SM-ANOD-03B	SM-AN03E	SM-ANOD-04A	SM-AN23DD-03A	SM-ANDD-03A
Product Appearance:					
Frequency(MHz):	698-960/1710-2700	806-960/1710-2700	806-960/1710-2700	2400-2500/5150-5850	2400-2500&5150-5850
Peak Gain(dBi):	1.5 / 3	2 / 3.5	4 / 5	3 / 5	3 / 5
VSWR:	<1.5	<1.5	<1.5	<2.0	<2.0
PIM@2x33dBm(dBc):	<-150	<-118	<-118	N/A	N/A
Polarization:	V, VH	V	V	V	V V
Connector:	2x N Jack, female	N Jack, female	N Jack, female	N Jack, female	2x N Plug, male
Cable; Length:	2x RG-402; 30cm	RG-58; 30cm	RG-58; 30cm	5D-FB; 30cm	1.5DS; 100cm
Dimension(mm):	φ205 x H130	φ186 x H85	φ186 x H85	φ125 x H55	φ186 x H85
Color:	White	White	White	White	White
Mounting:	Ceiling Mount	Ceiling Mount	Ceiling Mount	Ceiling Mount	Ceiling Mount

Outdoor & Indoor Antenna








Item:	6	7	8	9	10
Model No:	SM-ANDD-08A	SM-AN08B	SM-AN07C	SM-AN07B	SM-AN07A
Product Appearance:					
Frequency(MHz):	698-960/1710-2700	698-960/1710-2700	698-960/1710-2700	806-960/1710-2700	806-960/1710-2500
Peak Gain(dBi):	7 / 8	7 / 8	7 / 9	7 / 9	7 / 8
VSWR:	<1.8	<1.8	<1.8	<1.5	<1.5
PIM@2x33dBm(dBc):	<-150	<-150	<-150	<-150	<-118
Polarization:	+45 / -45	V, +45/-45	V	V	V
Connector:	2x N Jack, female	2x N Jack, female	N Jack, female	N Jack, female	N Jack, female
Cable; Length:	2x RG-402; 30cm	2x RG-402; 30cm	RG-402; 30cm	RG-142; 30cm	RG-58; 30cm
Dimension(mm):	L305xW186xH63	L260xW170xH56	L165xW155xH50	L206xW177xH45	L210xW178xH42
Color:	White	White	White	Gray	White
Mounting:	Wall Mount	Wall Mount	Wall Mount	Wall Mount	Wall Mount






Outdoor & Indoor Antenna

Item:	11	12	13	14	15
Model No:	SM-AN05A	SM-AN06A	SM-AN1921FC8	SM-AN1921FC6	SM-AN1921FC5
Product Appearance:					
Frequency(MHz):	400-6000	400-6000	1880-2025	1880-2025	2400-2500
Peak Gain(dBi):	4	4/6	8	6	5
VSWR:	<2.0	<2.0	<1.5	<1.5	<1.5
Polarization:	VV	V	V	V	V
Connector:	2x N Jack, female	N Jack, female	N Jack, female	N Jack, female	N Plug Standard
Dimension(mm):	φ238*164	φ184*104	φ27*850	φ27*530	φ25*250
Color:	White	White	White	White	White
Mounting:	Ceiling Mount	Ceiling Mount	Wall Mount	Wall Mount	Wall Mount

7. Vehicle Mounted Antenna

Item:	1	2	3	4	5
Model No:	SM-AN0918MSB7-3	SM-AN0918SA-3	SM-AN0918SB-3	SM-AN0918SC-3	SM-AN0918SD5-3
Product Appearance:					
Frequency(MHz):	890-960/1710-1990	890-960/1710-1880	824-960/1710-1990	890-960/1710-1880	890-960/1710-2170
Gain(dBi):	7.0	2.0	2.0	2.0	5.0
VSWR:	≤2.0	≤2.0	≤2.0	≤2.0	≤2.0
Impedance(Ω):	50	50	50	50	50
Polarization:	V	V	V	V	V
Connector:	SMA	SMA	SMA	SMA	SMA
Dimension(mm):	Φ84×810	Φ29×200	Φ42×290	Φ45×290	Φ48×470
Color:	Black	Black	Black	Black	Black
Antenna Weight(g):	400	38	45	45	130
Operating Temperature(°C):	-40°~+60°	-40° ~+60°	-40°~+60°	-40° ~+60°	-40°~+60°

8. Other

Items:	1	2	3	4	5
Model No:	SM-AN0918MSB7-3	SM-AN0918SA-3	SM-AN0918SB-3	SM-AN0918SC-3	SM-AN0918SD5-3
Product Appearance:					
Frequency(MHz):	174-230/470-860	174-230/470-860	470-860	470-860	433/915
Gain(dBi):	3.0	2.0	2.5	2.0	2.0
VSWR:	≤2.0	≤2.0	≤2.0	≤2.0	≤2.0
Impedance(Ω):	50	50	50	50	50
Polarization:	V	V	V	V	V
Connector:	SMA	SMA	SMA	SMA	SMA
Dimension(mm):	Φ60×400	Φ29×112	Φ30×88	115.5×21.5	Φ5.5×37
Color:	Black	Black	Black	Black	Black
Antenna Weight(g):	170	38	40	55	5
Operating Temperature(°C):	-40°~+60°	-40° ~+60°	-40°~+60°	-40° ~+60°	-40°~+60°

Other



SCHMID-M

Thank You

