

Please specify packing style: B-BAG: T-TUBE, R-REEL

## C03 1005 - 0,5mm Crimp Connectors

### SM C03 1005 XX H

XX - CONTACT No.:41,51 Housing

### SM C03 1005 T Terminal

### SM C03 1005 XX W SMT

XX - CONTACT No. 41,51 Wafer



## C03 8010 - 0.8mm IDC Connector

### SM C02 8010 XX H

XX - CONTACT No. 2-20 Housing

### SM C02 8110 XX W Y

XX - CONTACT No.2-20 Wafer

Y - FUNCTION:

S: Straight, R: Right Angle



## C03 9010 - 1.00mm Crimp Terminal Housing, Dual Rows

### SM C02 9010 XX S H

XX - CONTACT No.: 2-20, Single

### SM C02 9010 XX D H

XX - CONTACT No.: 12,16,20,30,40,50 Dual

### SM C02 9010 T Terminal

### SM C02 9110 XX SY W

XX - CONTACT No.: 2-20 Single

### SM C02 9110 XX DY W, SMT

XX - CONTACT No.: 12,16,20,30,40,50 Dual

Y - FUNCTION:

A: SMT Without Polarizing; B: SMT Right Angle; C: SMT Straight



## C03 9011 - 1.0mm Crimp Connector

### SM C03 9011 XX H


XX - CONTACT No.: 20 30 Housing

### SM C03 9011 T

Terminal



### SM C03 9111 XX W SMT

XX - CONTACT No.: 20,30 Wafer Right Angle



Please specify packing style: B-BAG, T-TUBE, R-REEL

## C03 20031251 - 1.25mm Crimp



### SM C03 1251 XX H

XX - CONTACT No.: 2-15 Housing

### SM C03 1251 T Terminal


### SM C03 1251 XX W Y

XX - CONTACT No.: 2-15 Wafer

Y -FUNCTION:

S: Straight, R: Right Angle

## C03 1250 and C03 1350 -1,25mm Crimp Dual Rows



### SM C02 1250 XX H

XX - CONTACT No.: 10,20,30,40 Housing

### SM C02 1250 T Terminal

### SM C02 1350 XX W, SMT

XX - CONTACT No.: 10,20,30 Wafer SMT Straight

## C03 2003 - 2mm Crimp Single and Dual Rows



### SM C02 2003 XX H S

XX - CONTACT No.:2-16 Single Row Housing

### SM C02 2003 XX H D(6-32pin)

XX - CONTACT No.:6-32 Dual Row Housing

### SM C02 2003 T Terminal

### SM C02 2103 XX YZ W


XX - CONTACT No.: Single 2-16; Dual: 06(2x3)-32(2x16) Wafer

Y -FUNCTION:

S: Straight, R: Right Angle; A: SMT Straight; B: SMT Right Angle

Z - S:Single Row; D: Dual Rows

## C03 2415 - 2,54mm Crimp Single Row



### SM C02 2415 XX H

XX - CONTACT No.: 10,20,30,40 Housing

### SM C02 2415 T Terminal

### SM C02 2415 XX Y W

XX - CONTACT No.: 10,20,30,40 Wafer

Y -FUNCTION:

S: Straight, R: Right Angle

Please specify packing style: B-BAG: T-TUBE, R-REEL

## C03 2510 - 2,54mm Crimp Single Row

### SM C03 2510 XX H

XX - CONTACT No.: 2-20 Housing


### SM C03 2510 T Terminal

### SM C03 2600 XX Y W,

XX - CONTACT No.: 2-20 Wafer

Y -FUNCTION:

S: Straight; R: Right Angle; C: Reverse Right Angle



## C03 2415 - 2,54mm Crimp Single Row

### SM C03 7066 XX H

XX - CONTACT No.: 2-25 Housing

### SM C03 7067 H

XX - CONTACT No.: 2-25 Housing

### SM C03 7056 T Terminal


### SM C03 7166 XX Y W

XX - CONTACT No.: 2-25 Wafer



Y -FUNCTION:

S: Straight, R: Right Angle

SM C03 7066H



SM C03 7067H



## C03 4030 - 3,00mm Crimp Terminal Housing, Male

### SM C03 4030 XX Y H

Housing; Insulator Color: Black

XX - CONTACT NO.: 2(1x2)-12(1x12P); 2(2x1)-24(2x12P)


Y - ROW TYPE:

S: Single Row; D: Dual Rows

### SM C03 4030 Y T - Terminal, Male

Y - WIRE OPTION:

G: for 20-24 Awg; I: for 22-26 Awg; N: for 26-30 Awg



## Series C03 4130 - 3,00mm Crimp Terminal Housing Female

### SM C03 4130 XX Y H, (2-24pin)

XX - CONTACT NO.: 2(1x2)-12(1x12P); 2(2x1)-24(2x12)

Y - ROW TYPE:

S: Single Row; D: Dual Rows

### SM C03 4130 Y T - Terminal, Female

Y - WIRE OPTION:

G: for 20-24 Awg; I: for 22-26 Awg; N: for 26-30 Awg



Other available sizes: 2,00mm; 2,50mm; 3,96mm; 5,08mm; 6,35mm; 6,70mm; 7,5mm

Please specify packing style: B-BAG, T-TUBE, R-REEL

## Series C03 4230- 3,0mm Wafer



### SM C03 4230 XX YZ W

*Insulator Color: Black*

XX - CONTACT NO.: 2(1x2)-12(1x12); 2(2x1)-24(2x12)

Y - ROW TYPE: S:Single Row; D: Dual Rows

Z - FUNCTION: S: Straight; R: Right Angle;

A: SMT 180°(W/Solderable Retention Clip)

B: SMT 180°(W/Solderable Fitting Nail)

C: SMT 90°(W/Solderable Retention Clip)

D: SMT 90°(W/Solderable Fitting Nail)

E: Straight (W/Solderable Retention Clip)

## Series C03 5050 - 4,20mm Crimp Terminal Housing Male Terminal



### SM C03 5050 XX Y H

XX - CONTACT NO.: 2(1x2)-12(1x12); 2(2x1)-24(2x12)

Y - ROW TYPE:

S: Single Row; D: Dual Rows

### SM C03 5050 T Z - Terminal

*Male Terminal*

Z- Wire Option:

D: Suitable For 18-22 Awg; H: Suitable For 22-24 Awg

W: Suitable For 14-22 Awg

## C03 5150 - 4,20mm Crimp Terminal Housing Female Terminal



### SM C03 5150 XX Y H

XX - CONTACT NO.: 2(1x2)-12(1x12); 2(2x1)-24(2x12)

Y - ROW TYPE:

S: Single Row; D: Dual Rows

### SM C03 1260 T Y- Terminal,

Y - Wire Option:


D: Suitable For 18-22 Awg;

B: Suitable For 16-18 Awg; E: Suitable For 14-22 Awg

H: Suitable For 22-24 Awg

## C03 4505 and C03 5151 - 4,20mm Wafer

SM C03 4505 W



SM C03 5151 W



### SM C03 4505 XX YZV W

XX - CONTACT NO.: 2(1x2)-12(1x12); 2(2x1)-24(2x12)

Y - ROW TYPE: S: Single Row; D: Dual Rows

Z - FUNCTION: S: Straight; R: Right Angle

V - BODY OPTION:

B: Without Mounting Ears and Polarizing Pegs

C: With Mounting Ears and Without Polarizing Pegs

### SM C03 5151 XX Y W

XX - CONTACT NO.: 2(1x2)-12(1x12); 2(2x1)-24(2x12)

Y - FUNCTION:

S: Straight; R: Right Angle

Other available sizes: 2,00mm; 2,50mm; 3,96mm; 5,08mm; 6,35mm; 6,70mm; 7,5mm