


1: Card Guides




1.4 Rugged Screw-mount Card Guides acc. to IEEE

- Simple assembly comparable to anchoring
- Very high retention force
- Shock and vibration proof
- For positive location of circuit boards and plug-in units
- For card thickness 1.6 mm / 0.06" and 2.0 mm/0.08" with anti-vibration feature
- The card guides are nonflammable, made from a high quality plastic material reinforced with fibreglass (UL94 V-0)
- With ESD provision
- With keying and alignment pin possibilities
- Stainless steel PT-screw, Torque: 0,36 Nm

1.4 Rugged Screw-mount Card Guides acc. to IEEE

- **Scope of delivery:**
 - Card guide, plastic UL94 V-0
 - Security screw see 1.4.1 (at least one must be used)
 - Optional mounting see 1.4.2
 - ESD clip, ESD spring and coding pin see 1.4.3 - 1.4.5



Card Depth		Colour	Part-No. 1 Pair
mm	inch		
80	3.15	black	61-971-01
160	6.30	black	61-970-01
160	6.30	red	61-970-03
160	6.30	pearlwhite / offset	61-972

1.4.1 Standard Mounting

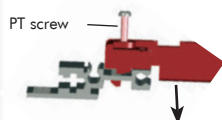
- With Stainless Steel Security Screw (from Top)



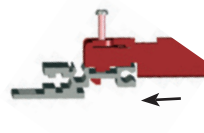
1.4.1 Standard Mounting

Description	Part-No.
Cross recessed pan head PT-screw 2.2x12, Inox	5535-12

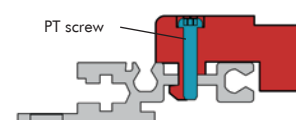
Note: For highest security 2 screws/card guide, 4 screws/pair are necessary.



1. Insert Card Guide



2. Shift Card Guide



3. Protection by Screwing

1: Card Guides

1.4.2 Optional Mounting

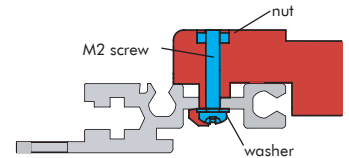

- With M2 screw, washer and nut (from Bottom)



1.4.2 Optional Mounting

Description	Part-No. 1 set (1 each)	Part-No.
Cross recessed pan head screw M2x12, Inox	63-484	5304-13
Hexagonal nut M2 Inox		5620-12
Serrated lock washer		5708-12

Note: For highest security 2 sets/card guide, 4 sets/pair are necessary.



1.4.3 ESD Clips

- Connecting printed board with case



1.4.3 ESD Clips

Description	Part-No.
ESD clip front bottom/rear top	61-419-01
ESD clip front top/rear bottom	61-419-02

1.4.4 ESD Spring

- Connecting ESD pin with case
- Note: Notch inward-looking



1.4.4 ESD Spring

Description	Part-No.
ESD spring	61-420

1.4.5 Coding Pins

- Acc. to IEC60297-3-103
- Plastic, UL94 V-0
- Can be rotated in 4 positions



1.4.5 Coding Pins

Description	Part-No.
Grey	81-054-02
Dark red	81-054-06
Black	81-054-04