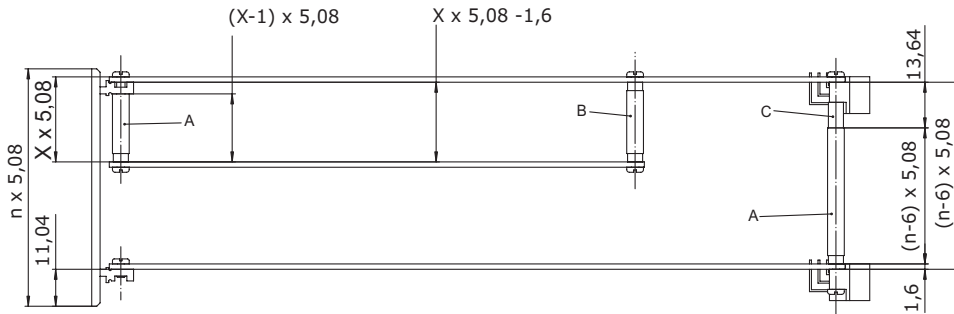


3: PCB Accessories

3.5 Spacers and Mounting Plates

- Four-sided, nickel-plated brass spacers with M2.5 internal threads at both ends
- Using these spacers, additional PCBs may be mounted at a horizontal pitch of 5.08 mm
- Mounting plate is 1.5 mm galvanised steel with mounting holes corresponding to PCBs conforming to IEC 60297



$n * 5.08$ = theoretical width of front panel
 $x * 5.08$ = distance of printed PCBs
 n = multiple of the 5.08 pitch of the selected front panel
 x = selected multiple of the 5.08 pitch for the distance of printed PCBs

3.5.1 Spacers Series A

- Use between PCB mounting lugs and PCBs
- Gives 5.08 mm pitch

Length L		Part-No.
mm	inch	
10.16	0.40	61-300
15.24	0.60	61-301
20.32	0.80	61-302

Other lengths available on request

3.5.2 Spacers Series B

- Use between two PCBs
- Gives 5.08 mm pitch

Length L		Part-No.
mm	inch	
13.64	0.53	61-320
18.72	0.73	61-321
23.80	0.93	61-322

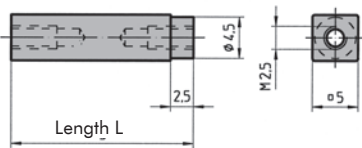
3.5.3 Spacers Series C

- Use between a PCB with connector and a second PCB

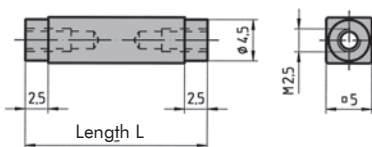
Length L		Part-No.
mm	inch	
7.64	0.30	61-340



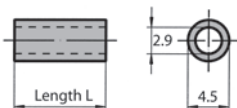
Series A



Series B




Series C



3: PCB Accessories

3.5.4 Mounting Plates



3.5.4 Mounting Plates

- Dimensions identical to eurocard dimensions
- 1.5 mm galvanized sheet steel
- **Scope of delivery:**
 - 1 mounting plate
- Assembly material, see below

Height	Dimensions	Part-No.
3 U	100 x 160 mm (3.93" x 6.29")	61-350
6 U	233.35 x 160 mm (9.18" x 6.29")	61-351

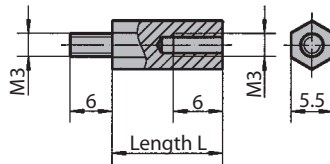
Assembly Material

Description	Part-No.
Screws recessed M2.5 x 5	5571-05

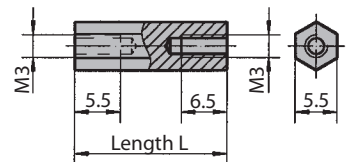
3.6 Hexagonal Spacers M3 Thread

- Galvanized steel
- Ideal for use as supports or spacers
- **Scope of delivery:**
 - 1 spacer

1922-0x



1923-0x



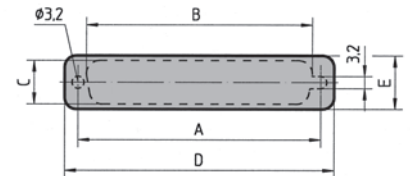
3.6 Hexagonal Spacers, M3 Thread

Length L		Part-No.
mm	inch	
10	0.39	1922-01
15	0.59	1922-02
30	1.18	1922-05
40	1.57	1922-07

Length L		Part-No.
mm	inch	
8.5	0.33	1923-01
13.5	0.53	1923-02

3.7 Covering Caps

- The caps, fit openings for D-Sub connectors and can be fitted without special tools
- Material: ABS grey UL94 HB
- **Scope of delivery:**
 - Plastic covering caps



3.6 Covering Caps

Opening	A	B	C	D	E	Part-No.
DB9 9-poles	25.0	20.5	11.4	32.0	14.0	61-920
DB15 15-poles	33.3	28.8	11.4	40.3	14.0	61-921
DB25 25-poles	47.0	42.5	11.4	54.0	14.0	61-922
DB37 37-poles	63.5	59.1	11.4	70.5	14.0	61-923