


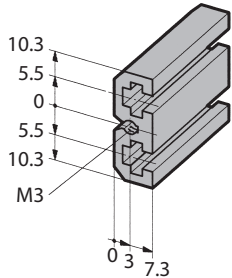
6: Extrusions



6.3 Center Extrusions

6.3.1 Double Extrusion 66-192 for Insulated Backplane Mounting

- For mounting backplanes, matches 66-193, 66-288
- For use with insulating strips
- Insulating strip see 7.4.3
- Accept 2 x 6 mm tapped strips
- **Scope of delivery:**
 - 1 extrusion without assembly material



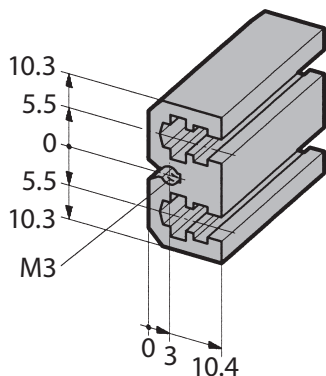
Length for HP	Length		Part-No.	
	mm	inch	clear passivated	raw
84	431.8	17.00	66-192-24	-
	1350.0	53.14	-	66-192-14

Length for HP	mm	inch	Part-No. clear passivated
42	213.4	8.40	66-192-20
63	320.0	12.59	66-192-21
81	411.5	16.20	66-192-22
84	426.7	16.79	66-192-23

Assembly material with adapter: 63-175 (63K175 with Torx)

6.3.2 Double Extrusion 66-195 for Conductive Backplane Mounting

- For mounting backplanes without insulating strips
- Matches 66-194, 66-289, 66-290
- Accept 2 x 6 mm tapped strips
- **Scope of delivery:**
 - 1 extrusion without assembly material



Length for HP	Length		Part-No.	
	mm	inch	clear passivated	raw
84	431.8	17.00	66-195-24	-

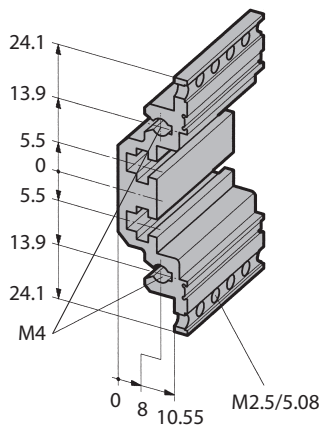
Length for HP	mm	inch	Part-No. clear passivated
84	426.7	16.77	66-195-23

Assembly material with adapter: 63-175 (63K175 with Torx)

6: Extrusions

6.3.3 Central Extrusion 66-190

- Double edge connector extrusion IEC60603-2
- Matches 66-137 and 66-140
- Accept 2 x 6 mm tapped strips
- **Scope of delivery:**
 - 1 double edge connector extrusion without assembly material



Length for HP	mm		Part-No.	
	mm	inch	clear passivated	raw
42	218.4	8.60	66-190-26	-
81	416.6	16.40	66-192-22	-
84	431.8	17.00	66-190-23	-