
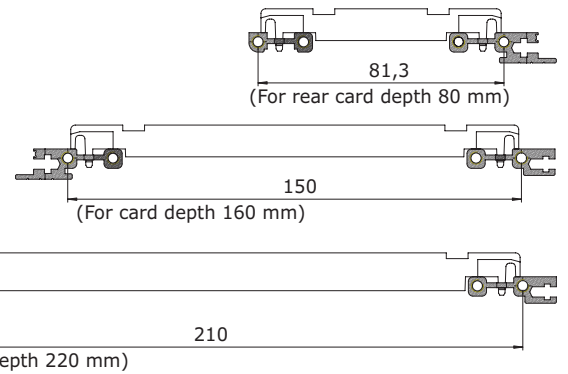


1: Card Guides



1.1 Card Guides Standard acc. to IEC

- For positive location of circuit boards and plug-in units conforming to the dimensions of card depths 80 mm, 160 mm, 220 mm and 280 mm
- The card guides are non-flammable, made from a high quality plastic material reinforced with fibreglass (UL94 V-0)
- Including ESD provisions



1.1.1 Card Guides 1-Slot



1.1.1 Card Guides 1-Slot

- **Scope of delivery:**
 - Card guide black plastic UL94 V-0
 - ESD Clip see below (not usable for card depth 80 mm)

Card Thickness		Card Depth		Part-No.
mm	inch	mm	inch	
1.6	0.06	80	3.15	61-019
		160	6.30	61-044
		220	8.66	61-039
		280	11.02	61-017
2.0	0.08	160	6.30	61-087
		220	8.66	61-039
		280	11.02	61-169

ESD Clips

- Connecting PCB with case

Description	Part-No.
ESD clip front bottom/rear top	61-419-01
ESD clip front top/rear bottom	61-419-02



1: Card Guides

1.1.2 Card Guides 7-Slot in 4 HP Steps



1.1.2 Card Guides 7-Slot in 4 HP Steps

- For reduced assembly time of multiple slot applications
- For use with single, double and triple eurocards with a depth of 160 mm
- For card thickness: 1.6 mm / 0.06"
- Black plastic, UL94 V-0
- ESD Clip not usable

Card Thickness		Card Depth		Part-No.
mm	inch	mm	inch	
1.6	0.06	160	6.30	61-076

1.1.3 Card Guides 1-Slot, 3 Parts



1.1.3 Card Guides 1-Slot, 3 Parts

- Extrusion: Aluminium / Plastic ABS, (UL 94 V-O)
- End feet: plastic, UL94 HB
- For card thickness: 1.6 mm / 0.06"
- Card guide extrusion, single, clear anodised or plastic grey
- ESD clip not usable

Extrusion

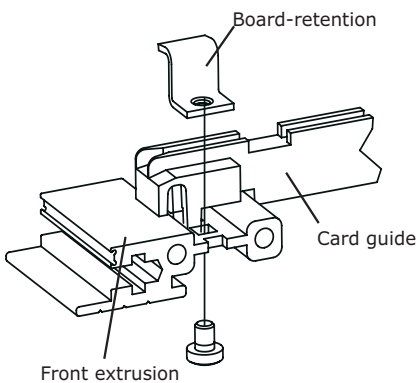
Card Depth		Length		Part-No. Plastic	Part-No. Aluminium
mm	inch	mm	inch		
160	6.30	112.5	4.43	61-051	66-122-20
220	8.66	172.5	6.79	61-052	66-122-21
280	11.02	232.5	9.15	61-053*	66-122-22
340	13.38	292.5	11.51	61-054*	66-122-23
400	15.74	352.5	13.87	61-055*	66-122-24
-	-	1350	53.15	61-059	66-122-14

End Feet

Description	Part-No. 1 Pair
End feet plastic, UL94 HB	61-069

* Card guides must be supported in the middle by an additional extrusion (66-138)

1.1.4 Card Guide Board-Retention Bar



1.1.4 Card Guide Board-Retention Bar

Description	Part-No. 20 pcs.
Board-retention bar, zinc-plated steel	61-291

Assembly Material

Description	Part-No.
Cross recessed round head screw M3 x 4	5331-04
Torx cylinder head screw M3 x 4, size T10	5470-01