


Special Features

- Available in two lens styles – flush and stovepipe
- Choice of body finishes and termination style
- Front mounts with barrel fastener
- Special part marking available

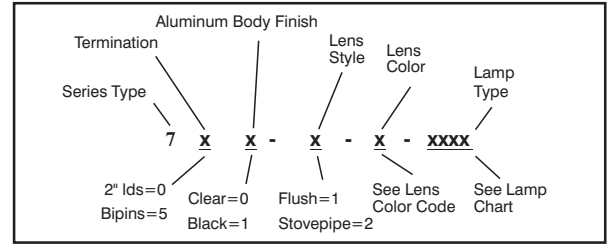
Specifications

- Mounting hole: .297" ± .002" (7.54 ± .05 mm)
- Termination: 22AWG UL1015 2.0" (50.8 mm) leads or bipins (gold plated brass)
- Housing: Aluminum body available in bright clear or black anodized finish – internally insulated
- Lens: Butyrate plastic



Panel Mount Incandescent/Neon Indicators

How To Order



Electrical and Optical Characteristics

Incandescent Lamps			
Lamp Type	Voltage	Amps	Life Hours
H519	2.5	.200	500
M521	6.0	.200	1,000
M522	3.0	.015	10,000
H524	6.3	.200	3,000
M525	6.3	.040	50,000
M526	6.3	.075	500
M527	6.0	.040	10,000
H529	6.3	.200	50,000
H533	14.0	.080	2,500
H538	14.0	.080	50,000
M540	12.0	.040	10,000
M542	18.0	.040	10,000
HM550	28.0	.040	4,000
HM553	28.0	.040	25,000
M555	28.0	.040	50,000
M801	10.0	.014	50,000
M802	10.0	.040	30,000

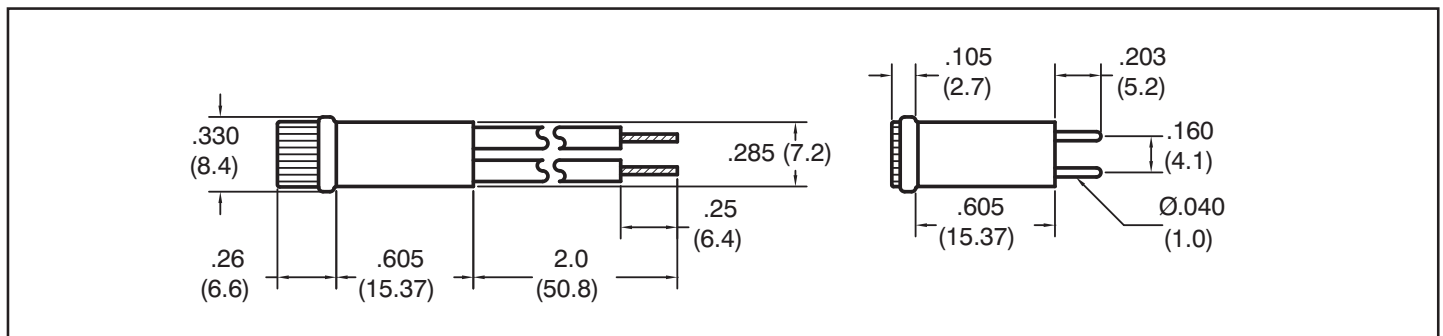
Lens Color Code	
1=Transparent Amber	6=Translucent Yellow ¹
2=Transparent Red	7=Translucent Red ¹
3=Transparent Blue*	8=Translucent Blue* ¹
4=Transparent Green*	9=Translucent Green* ¹
5=Transparent Clear	10=Translucent White ¹

Note: * Blue and green lenses not recommended for use with standard neon lamp
¹Translucent lenses for incandescents only
 Neons not available in 750-1 or 751-1 configuration

Neon Lamps						
Lamp Type	Max Breakdown Voltage		Voltage	Watts	Life Hours	Internal Resistor Attached
	AC	DC				
High Brightness – Dark Starting						
1204(C2A)	45	135	120	1/4	25,000	None *
1211(RC2X)	45	135	120	1/4	25,000	47K
Standard Brightness – Not recommended with Translucent Lens						
1202(A9A)	65	90	120	1/15	25,000	None *
1201(RA9X)	65	90	240	1/15	25,000	100K

* Note: Neon assemblies without resistor attached require a current limiting device in the circuit
 Green neon lamps also available for use with green lenses

Package Dimensions



All dimensions are in inches (mm)