


















## Switch Selection Guide

Model	Basic Snap Action Switch		Sealed Snap Action Switch				Sealed Snap Action Switch with Potted Cable		
	MP40	MP40-Z	MP90	MP110	MP110-Z	MP100	MP210	MP215	MP220
									
<b>Characteristics</b>	Precise snap action switch available with very low force	Protection cover	Sealed snap action switch	Switch with various protections	Protective Terminal Cover for field wiring	Sealed Socket with cable	Limit switch with single pole double throw	Reinforced switch for IP68	Limit switch with single pole double break
<b>Protection (case)</b>	IP40		IP67	IP67			IP67	IP68	IP67
<b>Protection (contact)</b>	IP00	IP20	IP00	IP00	IP64	IP67	IP67	IP68	IP67
<b>Termination</b>	Screw/Soldering lugs		Screw lugs	Push on clips (AMP)	Cable	Cable / Leads	Cable / Leads	Cable	Cable / Leads
<b>Power rating</b>	10A/400VAC 15A/250VAC		10A/400VAC 15A/250VAC		10A/400VAC 15A/250VAC		15A/250VAC	15A/250VAC	10A/250VAC
<b>Operating force range (N)</b>	0.2 - 6.0		0.2 - 6.0		0.2 - 6.0		0.2 - 6.0	12.5	0.2-6.0
<b>Max operating temperature</b>	-40°C /+130°C -40°F /+266°F		-40°C /+130°C -40°F /+266°F		-40°C /+130°C -40°F /+266°F		-40°C /+130°C -40°F /+266°F	-40°C /+130°C -40°F /+266°F	-40°C /+130°C -40°F /+266°F
<b>Mechanical Life</b>	50 x 10E6		50 x 10E6		50 x 10E6		50 x 10E6	50 x 10E6	50 x 10E6
<b>Dimensions</b>	49 x 21 x 17 mm 1.93 x 0.83 x 0.67 in	49 x 28 x 17 mm 1.93 x 1.10 x 0.67 in	49 x 25 x 17.5 mm 1.93 x 0.98 x 0.69 in	49 x 21.5 x 17.5 mm 1.93 x 0.85 x 0.69 in	49 x 49 x 17.5 mm 1.93 x 1.93 x 0.69 in	49 x 43 x 17.5 mm 1.93 x 1.69 x 0.69 in	49 x 35 x 17.5 mm 1.93 x 1.38 x 0.69 in	49 x 35 x 17.5 mm 1.93 x 1.38 x 0.69 in	49 x 35 x 17.5 mm 1.93 x 1.38 x 0.69 in
<b>Standards</b>	EN61058, UL61058		EN61058, UL61058		EN61058, UL61058		EN61058, UL61058, CSA C22.2	EN61058, UL61058, CSA C22.2	EN61058, UL61058, CSA C22.2

Model	Sealed Miniature Switch with Cable			Sealed Sub-Miniature Switch		Limit and Security Switch		
	MP310	MP320	MP320ATEX	MP400	MP500	MP700	MP800	MP900
								
<b>Characteristics</b>	Sealed switch with small differential travel and large temp range	Sealed switch with small differential travel and large actuator selection	Sealed snap action switch for explosive atmosphere	Sub miniature with multiple cable / lead options	Sub miniature with very small differential travel	Limit switch with cable	Limit and security switch	Emergency Stop Button
<b>Protection</b>	IP67	IP67	IP67	IP67	IP67	IP67	IP66	IP65
<b>Termination</b>	Cable / Leads	Cable / Leads	Cable	Cable / Leads	Cable / Solder / PCB	Cable / Connector	Screw	Screw
<b>Power rating</b>	6A/250VAC	6A/250VAC	6A/250VAC	5A/250VAC	5A/250VAC	AC-15 3A DC-13 0.27A Thermal current 6A	AC-15 3A DC-13 0.27A Thermal current 10A	AC-15 6A DC-13 0.27A Thermal current 10A
<b>Operating force range (N)</b>		1.3 - 4.0		1.0 - 2.5				
<b>Max operating temperature</b>	-40°C /+130°C -40°F /+266°F	-40°C /+130°C -40°F /+266°F	-15°C /+80°C +5°F /+176°F	-40°C /+105°C -40°F /+221°F	-40°C /+105°C -40°F /+221°F	-40°C /+130°C -40°F /+266°F	-25°C /+70°C -13°F /+158°F	-25°C /+70°C -13°F /+158°F
<b>Mechanical Life</b>	50 x 10E6	50 x 10E6	50 x 10E6	10 x 10E6	10 x 10E6	10 x 10E6	30 x 10E6	3 x 10E5
<b>Dimensions</b>	31 x 24 x 10.3 mm 1.22 x 0.94 x 0.41 in	31 x 29 x 10.3 mm 1.22 x 1.14 x 0.41 in	31 x 29 x 10.3 mm 1.22 x 1.14 x 0.41 in	20 x 16 x 6.5 mm 0.79 x 0.63 x 0.26 in		50 x 30 x 16 mm 1.97 x 1.18 x 0.63 in	EN50041 EN50047	
<b>Standards</b>	EN61058, CSA C22.2, UL1054	EN61058, CSA C22.2, UL1054	EN61058, CSA C22.2, UL1054	EN61058, UL61058	EN61058, UL61058	IEC 947-5-1, UL508, CSA 22.2	IEC 947-5-1, UL508, CSA 22.2	IEC 947-5-1, UL508, CSA 22.2