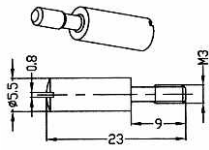


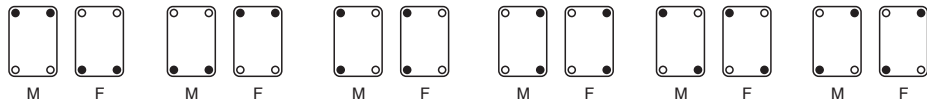
Accessories

Code pin

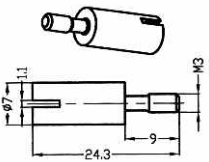


TYPE:SO-CODE-M3

For hoods/housings with one insert/one frame

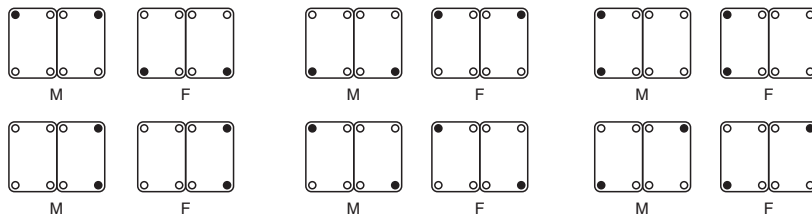


ModularCode pin



TYPE:SO-MCODE-M3

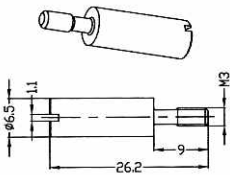
For hoods/housings with two insert/two frames



● Code pins
○ Normal mounting screw

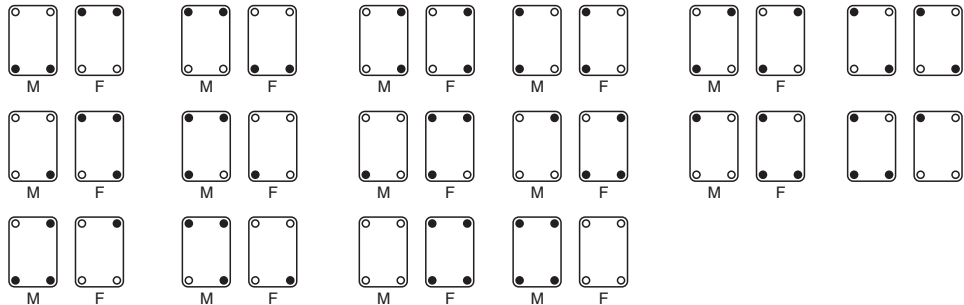
M–Male connector
F–Female connector

Guide bush

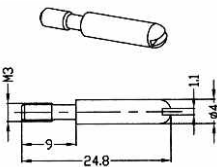


TYPE:SO-GUSHF-M3

For hoods/housings with one insert/one frame

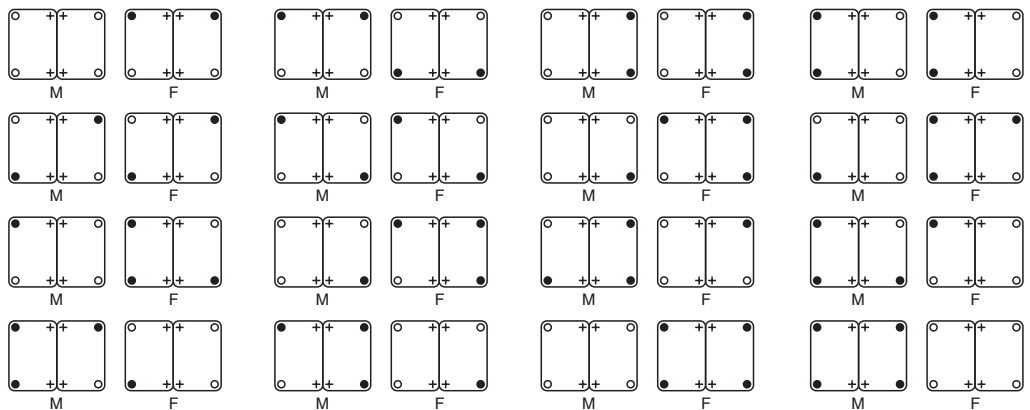


Guide pin



TYPE:SO-GPINM-M3

For hoods/housings with two insert/two frames



● Guide pins
○ Guide bush
+ Normal mounting screw

M–Male connector
F–Female connector