


Cartridge Fuse, 6.3x32 mm, 400 - 500 VAC, 400 VDC, 1-32 A, High Breaking Capacity up to 1500 A

new



UL 248-14 · 400 - 500 VAC · Time-Lag T

**Description**

- 6.3 x 32 mm fuse for primary protection, pigtails optional
- 16 rated currents from 1 A to 32 A
- 400 VDC pending for 5, 6.3, 8 A

**Unique Selling Proposition**

- High rated voltages up to 500 VAC / 400 VDC
- High breaking capacity up to 1500 A

**Standards**

- UL 248-14
- CSA C22.2 no. 248.14

**Approvals**

- UL File Number: E41599

**Applications**

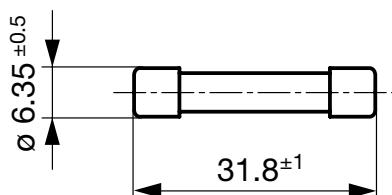
- 3-phase applications
- DC applications
- Photovoltaic
- Frequency converter
- Power electronics

**Technical Data**

Rated Voltage	400 - 500 VAC, 63 - 400 VDC
Rated current	1 - 32 A
Breaking Capacity	1500 A - 20 kA
Characteristic	Time-Lag T
Mounting	Fuseholder / Clip
Admissible Ambient Air Temp.	-40 °C to 85 °C
Climatic Category	40/085/21 acc. to IEC 60068-1
Material: Tube	Ceramic
Material: Endcaps	Nickel-Plated Copper Alloy
Material: Axial Leads	Tin-Plated Copper
Unit Weight	2.84 g
Storage Conditions	0 °C to 60 °C, max. 70% r.h.
Product Marking	☐, Type, Rated current, Rated Voltage, Characteristic, Breaking capacity, Approvals

**Dimension**

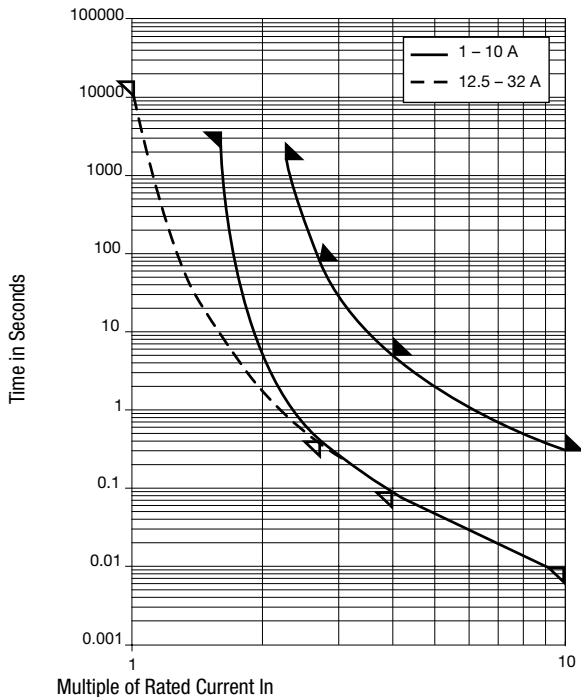
6.3 mm




## Pre-Arcing Time


Rated Current $I_n$	1.0 x $I_n$ min.	1.5 x $I_n$ min.	2.1 x $I_n$ max.	2.75 x $I_n$ min.	2.75 x $I_n$ max.	4.0 x $I_n$ min.	4.0 x $I_n$ max.	10.0 x $I_n$ min.	10.0 x $I_n$ max.
1 A - 10 A	-	60 min	30 min	400 ms	80 s	95 ms	5 s	10 ms	300 ms
12.5 A - 32 A	4 h	-	30 min	400 ms	80 s	95 ms	5 s	10 ms	300 ms

## Time-Current-Curves



## All Variants

Rated Current [A]	Rated Voltage [VAC]	Rated Voltage [VDC]	Breaking Capacity	Voltage Drop 1.0 $I_n$ max. [mV]	Power Dissipation 1.5 $I_n$ max. [mW]	Melting $I^2t$ 10.0 Intyp. [A <sup>2</sup> s]		Order Number
1	500	400	1)	350	900	1.55	●	8020.5011
1	500	400	1)	350	900	1.55	●	8020.5011.G
1.25	500	400	1)	300	1000	3.15	●	8020.5012
1.25	500	400	1)	300	1000	3.15	●	8020.5012.G
1.6	500	400	1)	200	1100	5.4	●	8020.5013
1.6	500	400	1)	200	1100	5.4	●	8020.5013.G
2	500	400	1)	180	1200	10.5	●	8020.5014
2	500	400	1)	180	1200	10.5	●	8020.5014.G
2.5	500	400	1)	160	1300	20	●	8020.5015
2.5	500	400	1)	160	1300	20	●	8020.5015.G
3.15	500	400	1)	150	1400	39	●	8020.5016
3.15	500	400	1)	150	1400	39	●	8020.5016.G
4	500	400	1)	140	1500	71.4	●	8020.5017
4	500	400	1)	140	1500	71.4	●	8020.5017.G
5	500	63	5)	135	2200	271	●	8020.5018
5	500	63	5)	135	2200	271	●	8020.5018.G
6.3	500	63	5)	110	2200	225	●	8020.5019
6.3	500	63	5)	110	2200	225	●	8020.5019.G
8	500	63	5)	110	2600	285	●	8020.5020
8	500	63	5)	110	2600	285	●	8020.5020.G
10	500	400	2)	110	3000	700	●	8020.5021
10	500	400	2)	110	3000	700	●	8020.5021.G

Rated Current [A]	Rated Voltage [VAC]	Rated Voltage [VDC]	Breaking Capacity	Voltage Drop 1.0 In max. [mV]	Power Dissipation 1.5 I <sub>n</sub> max. [mW]	Melting I <sup>2</sup> t 10.0 Intyp. [A <sup>2</sup> s]		Order Number
12.5	400	400	3)	120	5000	710	●	<a href="#">8020.5022</a>
12.5	400	400	3)	120	5000	710	●	<a href="#">8020.5022.G</a>
16	400	400	3)	130	5700	1400	●	<a href="#">8020.5023</a>
16	400	400	3)	130	5700	1400	●	<a href="#">8020.5023.G</a>
20	400	63	4)	100	6000	4000	●	<a href="#">8020.5024</a>
20	400	63	4)	100	6000	4000	●	<a href="#">8020.5024.G</a>
25	400	63	4)	100	8000	5440	●	<a href="#">8020.5025</a>
25	400	63	4)	100	8000	5400	●	<a href="#">8020.5025.G</a>
32	400	63	4)	110	10500	8750	●	<a href="#">8020.5026</a>
32	400	63	4)	110	10500	8750	●	<a href="#">8020.5026.G</a>

1) 1500 A @ 500 VAC, cos  $\varphi$  = 0.99 - 1

1500 A @ 250 VAC, cos  $\varphi$  = 0.7 - 0.8

10 kA @ 125 VAC, cos  $\varphi$  = 0.7 - 0.8

1500 A @ 400 VDC

20 kA @ 63 VDC

2) 1500 A @ 500 VAC, cos  $\varphi$  = 0.99 - 1

1500 A @ 250 VAC, cos  $\varphi$  = 0.7 - 0.8

10 kA @ 125 VAC, cos  $\varphi$  = 0.7 - 0.8

1000 A @ 400 VDC

20 kA @ 63 VDC

3) 1500 A @ 400 VAC, cos  $\varphi$  = 0.99 - 1

1000 A @ 250 VAC, cos  $\varphi$  = 0.7 - 0.8

10 kA @ 125 VAC, cos  $\varphi$  = 0.7 - 0.8

1000 A @ 400 VDC

20 kA @ 63 VDC

4) 1500 A @ 400 VAC, cos  $\varphi$  = 0.99 - 1

1000 A @ 250 VAC, cos  $\varphi$  = 0.7 - 0.8

10 kA @ 125 VAC, cos  $\varphi$  = 0.7 - 0.8

20 kA @ 63 VDC

5) 1500 A @ 500 VAC, cos  $\varphi$  = 0.99 - 1

1500 A @ 250 VAC, cos  $\varphi$  = 0.7 - 0.8

10 kA @ 125 VAC, cos  $\varphi$  = 0.7 - 0.8

20 kA @ 63 VDC

1500 A @ 400 VDC pending

<b>Packaging Unit</b>	xxxx.xxxx	Small Box Pack (10 pcs.)
	xxxx.xxxx.G	Bulk (1000 pcs.)