

Cartridge Fuse, 6.3x32 mm, 440 - 500 VAC, 63 - 500 VDC , 1-32 A, High Breaking Capacity up to 1500 A

new



UL 248-14 · 440 - 500 VAC · 63 - 500 VDC · Quick-Acting F



Description

- 6.3 x 32 mm fuses for primary protection
- 16 rated currents from 1 A to 32 A
- Pigtails optional

Unique Selling Proposition

- High rated voltages up to 500 VAC / VDC
- High breaking capacity up to 1500 A

Standards

- UL 248-14
- CSA C22.2 no. 248.14

Approvals

- UL File Number: E41599

Applications

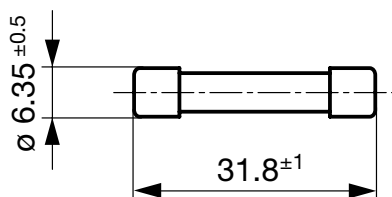
- 3-phase applications
- DC applications
- Power supplies
- Frequency converter
- Power electronics

Technical Data

Rated Voltage	440 - 500 VAC, 63 - 500 VDC
Rated current	1 - 32 A
Breaking Capacity	1500 A - 20 kA
Characteristic	Quick-Acting F
Mounting	Fuseholder / Clip
Admissible Ambient Air Temp.	-40 °C to 85 °C
Climatic Category	40/085/21 acc. to IEC 60068-1
Material: Tube	Ceramic
Material: Endcaps	Nickel-Plated Copper Alloy
Material: Axial Leads	Tin-Plated Copper
Unit Weight	2.84 g
Storage Conditions	0 °C to 60 °C, max. 70% r.h.
Product Marking	☐, Type, Rated current, Rated Voltage, Characteristic, Breaking capacity, Approvals

Dimension

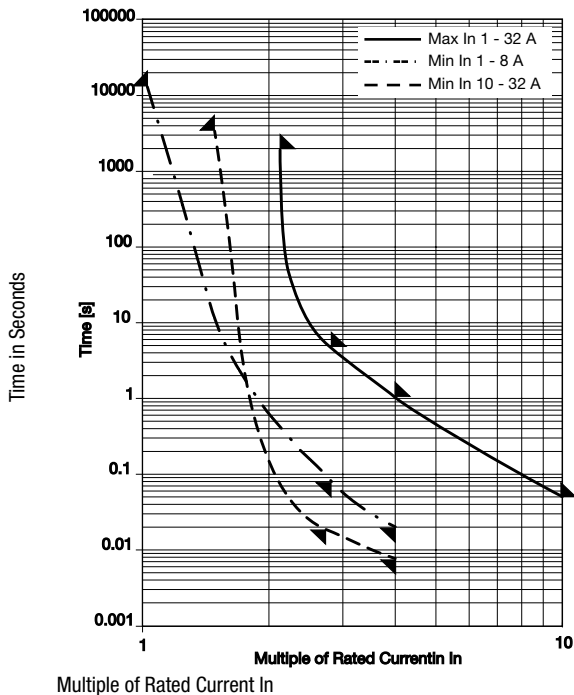
6.3 mm




Pre-Arcing Time


Rated Current I_n	1.0 x I_n min.	1.5 x I_n min.	2.1 x I_n max.	2.75 x I_n min.	2.75 x I_n max.	4.0 x I_n min.	4.0 x I_n max.	10.0 x I_n min.	10.0 x I_n max.
1 A - 8 A		60 min	30 min	20 ms	5 s	8 ms	1 s	-	50 ms
10 A - 32 A	240 min		30 min	100 ms	5 s	20 ms	1 s	-	50 ms

Time-Current-Curves



All Variants

Rated Current [A]	Rated Voltage [VAC]	Rated Voltage [VDC]	Breaking Capacity	Voltage Drop 1.0 I_n max. [mV]	Power Dissipation 1.5 I_n max. [mW]	Melting I^2t 10.0 Intyp. [A ² s]		Order Number
1	500	500	1)	400	1200	1.5	●	8020.5068
1	500	500	1)	400	1200	1.5	●	8020.5068.G
1.25	500	500	1)	300	1300	2.9	●	8020.5069
1.25	500	500	1)	300	1300	2.9	●	8020.5069.G
1.6	500	400	2)	300	1400	5.8	●	8020.5070
1.6	500	400	2)	300	1400	5.8	●	8020.5070.G
2	500	400	2)	280	1700	2	●	8020.5071
2	500	400	2)	280	1700	2	●	8020.5071.G
2.5	500	400	2)	260	2000	3.8	●	8020.5072
2.5	500	400	2)	260	2000	3.8	●	8020.5072.G
3.15	500	400	2)	240	2300	8.6	●	8020.5073
3.15	500	400	2)	240	2300	8.6	●	8020.5073.G
4	500	400	2)	220	2900	14.6	●	8020.5074
4	500	400	2)	220	2900	14.6	●	8020.5074.G
5	500	400	2)	190	2900	33.2	●	8020.5075
5	500	400	2)	190	2900	33.2	●	8020.5075.G
6.3	500	400	2)	170	3400	61.6	●	8020.5076
6.3	500	400	2)	170	3400	61.6	●	8020.5076.G
8	500	400	2)	160	3700	120	●	8020.5077
8	500	400	2)	160	3700	120	●	8020.5077.G
10	500	400	2)	150	4500	220	●	8020.5078
10	500	400	2)	150	4500	220	●	8020.5078.G

Rated Current [A]	Rated Voltage [VAC]	Rated Voltage [VDC]	Breaking Capacity	Voltage Drop 1.0 I _n max. [mV]	Power Dissipation 1.5 I _n max. [mW]	Melting I ² t 10.0 Intyp. [A ² s]	 Order Number
12.5	500	400	2)	140	5500	480	● 8020.5079
12.5	500	400	2)	140	5500	480	● 8020.5079.G
16	500	400	2)	130	6800	760	● 8020.5080
16	500	400	2)	130	6800	760	● 8020.5080.G
20	440	63	3)	130	9500	1350	● 8020.5081
20	440	63	3)	130	9500	1350	● 8020.5081.G
25	440	63	3)	120	13000	2150	● 8020.5082
25	440	63	3)	120	13000	2150	● 8020.5082.G
32	440	63	3)	120	16000	4750	● 8020.5083
32	440	63	3)	120	16000	4750	● 8020.5083.G

1) 1500 A @ 500 VAC, cos φ = 0.99 - 1

1500 A @ 250 VAC, cos φ = 0.7 - 0.8

10 kA @ 125 VAC, cos φ = 0.7 - 0.8

1500 A @ 500 VDC

20 kA @ 63 VDC

2) 1500 A @ 500 VAC, cos φ = 0.99 - 1

1500 A @ 250 VAC, cos φ = 0.7 - 0.8

10 kA @ 125 VAC, cos φ = 0.7 - 0.8

1500 A @ 400 VDC

20 kA @ 63 VDC

3) 1500 A @ 440 VAC, cos φ = 0.99 - 1

1500 A @ 250 VAC, cos φ = 0.7 - 0.8

10 kA @ 125 VAC, cos φ = 0.7 - 0.8

20 kA @ 63 VDC

Packaging Unit

xxxx.xxxx
xxxx.xxxx.G

Small Box Pack (10 pcs.)
Bulk (1000 pcs.)